



# MEDIA GUIDE

2023

2024

# TORONTO MAPLE LEAFS 2023-24 SCHEDULE



## 2023/24 SCHEDULE

OCTOBER

SUN	MON	TUE	WED	THU	FRI	SAT
1	2	3	4	5	6	7
8	9	10	MTL	11	12	13
14	15	16	17	18	19	20
CHI				FLA		TBL
21	22	23	24	25	26	27
		WSH		DAL		NSH
28	29	30	31			
	LAK					

NOVEMBER

SUN	MON	TUE	WED	THU	FRI	SAT
			1	2	3	4
			BOS			BUF
5	6	7	8	9	10	11
TBL			OTT		CGY	VAN
12	13	14	15	16	17	18
					DET	
19	20	21	22	23	24	25
MIN					CHI	PIT
26	27	28	29	30		
		FLA		SEA		

DECEMBER

SUN	MON	TUE	WED	THU	FRI	SAT
					1	2
					BOS	
3	4	5	6	7	8	9
				OTT		NSH
10	11	12	13	14	15	16
	NYI	NYR		CBJ		PIT
17	18	19	20	21	22	23
	NYR			BUF		CBJ
24	25	26	27	28	29	30
			OTT		CBJ	CAR
31						

SUN	MON	TUE	WED	THU	FRI	SAT
		1	LAK	2	ANA	3
						4
					5	SJS
7	8	9	SJS	10	NYI	11
					12	COL
14	15	16	17	18	19	20
DET		EDM		CGY		VAN
21	22	23	24	25	26	27
SEA						WPG
28	29	30	31			

JANUARY

SUN	MON	TUE	WED	THU	FRI	SAT
				1	2	3
4	5	6	7	8	9	10
NYI			DAL			OTT
11	12	13	14	15	16	17
		STL		PHI		ANA
18	19	20	21	22	23	24
STL	ARI			VGK		COL
25	26	27	28	29		
	VGK			ARI		

FEBRUARY

SUN	MON	TUE	WED	THU	FRI	SAT
					1	2
						NYR
3	4	5	6	7	8	9
	BOS		BUF	BOS		MTL
10	11	12	13	14	15	16
				PHI		CAR
17	18	19	20	21	22	23
		PHI	WSH			EDM
24	25	26	27	28	29	30
CAR		NJD		WSH		BUF
31						

MARCH

SUN	MON	TUE	WED	THU	FRI	SAT
	FLA		TBL			MTL
7	8	9	10	11	12	13
	PIT	NJD		NJD		DET
14	15	16	17	18	19	20
		FLA	TBL			

APRIL

HOME GAME  ROAD GAME



# TORONTO MAPLE LEAF HOCKEY CLUB

50 BAY STREET, SUITE 500 TORONTO, ON M5J 2L2  
NHL.com/mapleleafs | @MapleLeafs | @LeafsPR



**Editors:** Jennifer Redenbach, Scott McNaughton, Kate Bascom, Colin McBride, Grace Klodt, Steve Keogh

**Publisher:** Toronto Maple Leaf Hockey Club

**Graphic Design and Layout:** Marnie van der Laan, MLSE Design Group

**Photos and Headshots:** Mark Blinch, Lucas Kschischang, Getty Images

**Archival Photos:** Hockey Hall of Fame (Craig Campbell)

**Special thanks to Scott Rodgers and the NHL's Stats and Information Department.**



hockey for all

**Scotiabank**<sup>®</sup>

[scotiabank.com/hockeyforall](https://scotiabank.com/hockeyforall)

<sup>®</sup> Registered trademark of The Bank of Nova Scotia.

# TABLE OF CONTENTS

Staff Directory .....	4
Executive and Management Biographies ...	6
Coaching Staff .....	14
Scotiabank Arena .....	19

## PLAYERS

Player Biographies .....	23
NHL Firsts and Career-Highs .....	50
Player Personnel .....	56
All-Time Draft Choices .....	58

## OPPONENTS

All-Time Regular Season Record vs. NHL	
Franchises .....	66
All-Time Postseason Record vs. NHL	
Franchises .....	68
Maple Leafs vs. NHL Clubs .....	69

## HISTORY

Record Year-By-Year .....	82
Opening Night History .....	84
All-Time Home and Road Records .....	86
Leadership .....	87
Franchise Evolution .....	89
All-Time Player Roster .....	90
All-Time Jersey Numbers .....	111
The Last Time The Maple Leafs... ..	117
All-Time Stats Leaders .....	120
Team Records .....	128
Player Records .....	136
All-Time Hat Tricks .....	144
All-Time Penalty Shots .....	149
All-Time Shootout Statistics .....	152
Game-By-Game Overtime Results .....	154
Postponed/Rescheduled/Holiday Games....	160
All-Time Player Transactions .....	162
This Date In Leafs History .....	172
Trophy Winners .....	178
NHL Awards .....	180
All-Star Game Participation .....	182
All-Stars .....	184
Hockey Hall of Fame Inductees .....	186
Former Venues .....	188
Legends Row .....	189
The One Hundred .....	190
Retired Numbers .....	192

## PLAYOFF HISTORY

All-Time Playoff Results .....	206
All-Time Playoff Record By Team .....	234
All-Time Playoff Player Roster .....	238
All-Time Playoff Shutouts .....	248
All-Time Playoff Scoring Leaders .....	249
All-Time Playoff Overtime Results .....	250
Player Playoff Records .....	252
Team Playoff Records .....	256
Miscellaneous Playoff Stats .....	262

## STANLEY CUPS

1918 .....	266
1922 .....	267
1932 .....	268
1942 .....	269
1945 .....	270
1947 .....	271
1948 .....	272
1949 .....	273
1951 .....	274
1962 .....	275
1963 .....	276
1964 .....	277
1967 .....	278
Statistics in Stanley Cup Finals .....	279

## TORONTO MARLIES

Marlies Staff Directory .....	282
Marlies 2023-24 Schedule .....	283
Coaching Staff .....	284
Marlies All-Time Records .....	286
The Last Time the Marlies .....	287
Maple Leafs Minor Pro Affiliations .....	288

# STAFF DIRECTORY

## TORONTO MAPLE LEAF HOCKEY CLUB

50 Bay Street, Suite 500, Toronto, ON, M5J 2L2

### MLSE LEADERSHIP

Chairman, NHL Governor.....	Larry Tanenbaum, O.C.
Alternate NHL Governor.....	Dale Lastman
President & Alternate Governor, Toronto Maple Leafs.....	Brendan Shanahan
Interim President & CEO.....	Cynthia Devine
Chief Financial Officer.....	Sabina Rizvi
Chief Venues & Operations Officer.....	Nick Eaves
Chief Legal Officer.....	Peter Miller
Chief Technology & Digital Officer.....	Humza Teherany
Chief Marketing Officer.....	Shannon Hosford
Chief People & Inclusion Officer.....	Teri Dennis-Davies
President, Toronto Raptors.....	Masai Ujiri
President, Toronto FC & Toronto Argonauts.....	Bill Manning

## TORONTO MAPLE LEAF HOCKEY CLUB

### MAPLE LEAFS FRONT OFFICE & HOCKEY OPERATIONS

President & Alternate Governor.....	Brendan Shanahan
General Manager.....	Brad Treiving
Special Advisor to the General Manager.....	Shane Doan
Assistant General Manager.....	Brandon Pridham
Assistant General Manager, Player Personnel.....	Derek Clancey
Assistant General Manager, Player Development.....	Dr. Hayley Wickenheiser
Assistant General Manager, Hockey Research & Development.....	Darryl Metcalf
Assistant General Manager, Minor League Ops & GM, Toronto Marlies.....	Ryan Hardy
Senior Advisor, Player Personnel.....	Dave Morrison
Director, Player Personnel & Amateur Scouting.....	Wes Clark
Director, Hockey and Scouting Operations.....	Reid Mitchell
Director, Hockey Operations & Administration.....	Leanne Hederson
Director, Development Operations & Analysis.....	Will Sibley
Director, Team Operations.....	Brad Lynn
Director, Team Security.....	Steven Walker

### MAPLE LEAFS COACHING STAFF

Head Coach.....	Sheldon Keefe
Assistant Coaches.....	Guy Boucher, Dean Chynoweth, Mike Van Ryn, Manny Malhotra
Goaltending Coach.....	Curtis Sanford
Video Coordinator and Statistical Analyst.....	Jordan Bean
Video and Coaching Coordinator.....	Sam Kim
Coaching Development Associate.....	Harry Mahesh

### MAPLE LEAFS MEDICAL STAFF

Medical Director and Head Team Physician.....	Dr. Noah Forman
Head Athletic Therapist.....	Paul Ayotte
Assistant Athletic Therapists.....	Neill Davidson, Amit Sindhvani
Massage Therapist.....	Todd Bean
Orthopedic Consultant.....	Dr. John Theodoropoulos
Team Dentists.....	Dr. Marvin Lean, Dr. Charles Goldberg

### MAPLE LEAFS PERFORMANCE STAFF

Director, High Performance.....	Rich Rotenberg
Head Strength and Conditioning Coach.....	Louis Rojas
Assistant Strength and Conditioning Coach.....	Artie Hairston
Roving Strength and Conditioning Coach.....	Trevor Bartoli
Sports Scientist.....	Sachin Raina
Lead Performance Dietician.....	Margaret Hughes
Head Chef.....	Je Marr Wright
Culinary Staff.....	Nigel Batson, Justin Greenidge, Zachary Iannizi, Roxann Pantin

# STAFF DIRECTORY

## MAPLE LEAFS EQUIPMENT STAFF

Head Equipment Manager .....	Bobby Hastings
Assistant Equipment Manager.....	Chris McKeage
Assistant Equipment Manager.....	Tom Blatchford
Equipment Assistant .....	David Roper
Assistant to the Equipment Staff.....	Peter Flagler

## MAPLE LEAFS MEDIA RELATIONS STAFF

Vice President, Media Relations .....	Steve Keogh
Senior Manager, Media Relations .....	Scott McNaughton
Manager, Media Relations .....	Colin McBride
Coordinator, Media Relations .....	Jennifer Redenbach

## MAPLE LEAFS OFFICE OPERATIONS

Senior Director, Finance.....	Stephen Hare
Senior Director, Business Relations.....	Alison Rockwell
Senior Advisor .....	Cliff Fletcher
Senior Advisor .....	John Rosasco
Director, Culture & Inclusion.....	Mark Fraser
Executive Assistant to the President .....	Lia Pellegrino
Executive Assistant, Hockey Operations.....	Diana Raposo
Technology Lead.....	Adam Bears
Management Development Associate.....	Rich Cho

## PLAYER DEVELOPMENT

Director, Player Development .....	Danielle Goyette
Player Development.....	Nik Antropov, Denver Manderson, Thomas Pacina, Rich Clune, Joe Underwood, Patrick O'Sullivan
Skating Consultants .....	Paul Matheson, Michele Moore Davidson

## RESEARCH & DEVELOPMENT & VIDEO STAFF

Director, Hockey Research.....	Rob Pettapiece
Director, Hockey Systems.....	Wesley Waldner
Analysts, Hockey Research & Development .....	Judy Cohen, Bruce Peter, Jill Reiner
Developers, Hockey Research & Development .....	Andrew Low, Jed Ong
Manager, Hockey Operations Video .....	Adam Jancelewicz
Video Analysts .....	Jacob Burton, Lojain Farah, Ryan Minicola, Josh Simpson


## SCOUTING STAFF

Amateur Scouts .....	Viktor Alm, Scott Bell, Thommie Bergman, Chris Bourque, Victor Carneiro, Christoffer Hedlund, Radim Jelínek, Olegs Koreskovs, Garth Malarchuk, Real Paiement, Darren Ritchie, Chris Roque, Grigori Shafigulin, Tony Salmelainen, Jim Vesey
Pro Scouts.....	Jackson Maxwell, Mike Penny, Richard Pollock, Jim Roque, Tom Watt

## COMMUNITY REPRESENTATIVES

.....	Wendel Clark, Doug Gilmour, Curtis Joseph, Darryl Sittler, Darcy Tucker
-------	--

# LARRY TANENBAUM



## LAWRENCE M. (LARRY) TANENBAUM, O.C.

CHAIRMAN OF THE BOARD,  
MAPLE LEAF SPORTS & ENTERTAINMENT  
CHAIRMAN, NBA BOARD OF GOVERNORS

Larry Tanenbaum was appointed Chairman of Maple Leaf Sports & Entertainment ("MLSE") in July 2003. He also serves as Chairman of the NBA Board of Governors, representing the Toronto Raptors as well as a Governor of the NHL for the Toronto Maple Leafs and of Major League Soccer for Toronto FC. In May 2015, the Kilmer Group, led by Mr. Tanenbaum, and Bell Canada announced the purchase of the Toronto Argonauts. MLSE acquired the Argos in January 2018. He is a member of the Board and Executive Committee of the Hockey Hall of Fame, and he is Co-Chair of the 2026 FIFA World Cup in Toronto.

Mr. Tanenbaum was the primary force in bringing an NBA franchise to Toronto. In the early 1990's, Mr. Tanenbaum attempted to move established NBA clubs to Toronto and then, as head of the Palestra Group, he initiated the expansion process that introduced the NBA to Canada. Although he was not awarded the initial expansion franchise, Mr. Tanenbaum established himself in NBA circles and the city as a legitimate contender for an NBA team.

In 1996, Mr. Tanenbaum acquired an interest in the Toronto Maple Leafs and Maple Leaf Gardens Limited (now MLSE). In February 1998, with the purchase of the Raptors and Air Canada Centre, Tanenbaum fulfilled his goal of NBA and NHL ownership in Toronto under the same group.

Mr. Tanenbaum is Chairman and CEO of Kilmer Van Nostrand Co. Limited (Kilmer). Under his direction, Kilmer has grown from a heavy civil construction company to a multifaceted operator of businesses across Canada.

Kilmer's Warren Paving & Materials Group was Canada's largest privately held aggregate and asphalt producer, which merged with cement giant Lafarge North America ("LNA") in 2000. As a result of this merger, Kilmer became a significant shareholder in LNA, and Mr. Tanenbaum served on the Board until the 2006 buyout by its parent company, Lafarge SA of France.

Today, Kilmer's passion for construction is expressed through innovative real estate development and leading edge public private partnerships. In partnership with Dream, Kilmer developed the 2015 Pan Am Games Athletes' Village, which now forms part of Toronto's Canary District. In partnership with HMS Host and Canadian Tire, Kilmer developed and operated the ONroute Highway Service Centres. Working with Dream and Tricon, Kilmer is developing over 2,500 units of rental housing in the West Don Lands. Kilmer's expertise in brownfield remediation has transformed many underutilized sites, and it is working on projects in partnerships with Diamondcorp, Daniels and Fram. Its Brightwater project in Port Credit will create a complete community with 3,000 homes.

Kilmer has a long history of private equity investing, beginning in 1975 as a significant shareholder of CUC Broadcasting. At the time of its sale in 1994 CUC was Canada's fifth largest cable company. Kilmer Capital Partners was established to formalize this type of investing and participated in many transactions in diverse industries. Current investments include Chaleur Sawmills and Fornebu Lumber and Cypress Five Star Inc., the Canadian franchisee of Five Guys Burgers and Blaze Pizza. Most recently, Kilmer, in partnership with Heartland Coca-Cola Bottling, acquired the Coca-Cola bottling and distribution operations for all of Canada.



# LARRY TANENBAUM

Mr. Tanenbaum has a lifelong commitment to volunteerism and philanthropy. His involvement includes the following: Sinai Health System and its Lunenfeld-Tanenbaum Research Institute, Brain Canada, Cornell University, Baycrest Centre for Geriatric Care, Montreal Neurological Institute (“MNI”), Tanenbaum Open Science Institute at MNI, Schulich School of Business, the Global Leadership Council of Right to Play, Centre for Israel and Jewish Affairs, and UJA Federation.

In his civic duties, he has served the Ontario Investment and Trade Advisory Council, the Toronto Board of Trade, the Toronto Prosperity Initiative, the Independent Fiscal Review Panel of the City of Toronto, and the Mayor’s Economic Competitiveness Advisory Committee.

In recognition of his contributions in the areas of business, philanthropy, and volunteerism, Mr. Tanenbaum was appointed an Officer of the Order of Canada in 2007. The Order of Canada is the centrepiece of Canada’s honors system and represents its highest civilian award.

In June 2012, Mr. Tanenbaum was awarded an honorary degree of Doctor of Laws by the University of Toronto. He was inducted into the Ontario Road Builders’ Hall of Fame in 2013 and received the Toronto Board of Trade’s 2015 Region Builders Award. In September 2020, Mr. Tanenbaum was the recipient of the Sports Business Journal’s Lifetime Achievement Award.

Mr. Tanenbaum has a Bachelor of Science degree in Economics from Cornell University (1968).

## BOARD OF DIRECTORS



**LAWRENCE M. TANENBAUM, O.C.**  
Kilmer Sports Inc  
Chairman of the Board




**MIRKO BIBIC**  
BCE and Bell Canada



**DALE LASTMAN**  
C.M., O.Ont.  
Goodmans LLP



**EDWARD ROGERS**  
Rogers Communications Inc.



**ANTHONY STAFFIERI**  
Rogers Communications  
Inc.



**GLEN LEBLANC**  
Bell Canada



**NIKKI MOFFAT**  
Bell Canada



**DAVID MILLER**  
Special Advisor to the CEO,  
Rogers Communications Inc.



## **CYNTHIA J. DEVINE**

**Interim President and Chief Executive Officer**

Cynthia Devine is the interim President and Chief Executive Officer of Maple Leaf Sports and Entertainment, holding that role since January 2022 after previously serving as the company's Chief Financial Officer from 2017 to 2022. From 2015 to 2017, she was Executive Vice President, Chief Financial Officer of RioCan Real Investment Trust and also had executive oversight of IT and Human Resources. From 2003 until 2014, Cynthia was the Chief Financial Officer of Tim Hortons Inc and in this role, she also had executive oversight for manufacturing, supply chain and distribution. Prior to joining Tim Hortons, Ms. Devine served in senior financial positions for both Maple Leaf Foods and Pepsi-Cola Canada.

Ms. Devine is currently a member of the board of directors of Empire Company Limited, the parent company of food retailer Sobey's and a board member of the Royal Bank of Canada. Ms. Devine is also a member of the advisory board of the Richard Ivey School of Business at Western University.

Ms. Devine holds an Honors Business Administration degree from the Richard Ivey School of Business and is also a Fellow of the Institute of Chartered Accountants of Ontario.





## **BRENDAN SHANAHAN**

President and Alternate Governor

Brendan Shanahan was born and raised in the west side of Toronto in Mimico, Ontario.

After two years with the Ontario Hockey League's London Knights, Shanahan was drafted with the second overall pick by the New Jersey Devils in 1987. He would go on to play 21 seasons in the NHL with the Devils, St. Louis Blues, Hartford Whalers, Detroit Red Wings and New York Rangers.

Over the course of his career, he captured three Stanley Cup Championships in addition to an Olympic gold medal, a World Championship gold medal and a Canada Cup title as a part of Team Canada. A combination of skill and toughness, Shanahan is the only player in League history to score over 600 goals (656) and also rack up over 2,000 penalty minutes (2,489). His streak of 19 consecutive seasons with 20 or more goals is surpassed only by Gordie Howe. In 2013, he was inducted into the Hockey Hall of Fame.

He was the recipient of the NHL's King Clancy Memorial Trophy in 2003, an annual award presented to the player who best exemplifies leadership qualities on and off the ice while making a noteworthy humanitarian contribution to his community.

Upon retiring at age 40, Shanahan spent the next five years working at the League office in New York City, initially as Vice President of Hockey and Business Development and later as Senior Vice President of Player Safety and Hockey Operations. At the conclusion of the 2013-14 season, he accepted the role of President and Alternate Governor of the Toronto Maple Leafs.



# HOCKEY OPERATIONS



## **BRAD TRELIVING**

General Manager

Brad Treliving was named the 18th General Manager in Maple Leafs history on May 31, 2023.

Treliving joins the Maple Leafs after spending the previous nine seasons as General Manager of the Calgary Flames. During his tenure in Calgary, the Flames had a regular season record of 362-265-73. Treliving also served as co-General Manager of Canada's 2016 IIHF World Championship team, which captured a gold medal in Russia.

Prior to his time with the Flames, Treliving held the role of Vice President of Hockey Operations and Assistant General Manager with the Phoenix Coyotes for seven seasons, where he also served as the General Manager of the Coyotes' American Hockey League (AHL) affiliates, the Portland Pirates and San Antonio Rampage.

In 1996, Treliving co-founded the Western Professional Hockey League (WPHL) and served as the league's Vice President and Director of Hockey Operations for five years. In May of 2001, he helped facilitate the merger of the WPHL and the Central Hockey League (CHL) and was subsequently named President of the CHL, a position he would hold for seven years before joining the Coyotes organization.

During his playing career, the Penticton, British Columbia native suited up professionally for five seasons in the AHL, the ECHL and the IHL after playing in both the BCJHL and WHL as a junior.

Treliving, 54, and his wife, Julie, have two daughters, Ryann and Reese.



## **BRANDON PRIDHAM**

Assistant General Manager

Brandon Pridham was promoted to Assistant General Manager on May 23, 2018 after a four-year tenure as the club's Assistant to the General Manager.

His duties include salary cap analysis, contract negotiations and collective bargaining agreement interpretation for the team.

Pridham joined the club from the National Hockey League where he served as Senior Director, Central Registry and Senior Advisor, Central Scouting. Pridham began his career at the NHL in 1999. During his fifteen years at the League office, he worked in a number of capacities in the Central Scouting and Central Registry departments with duties that included serving as the contact person for NHL General Managers, Assistant General Managers and NHL executives regarding issues involving the collective bargaining agreement, salary arbitration and salary cap management. He also facilitated trade calls between NHL clubs, approved Entry Draft player eligibility, assisted with the NHL Scouting Combine and served in a scouting capacity on behalf of the Central Scouting department.

Pridham and his wife Sue, have two children; Olivia and Jack.

# HOCKEY OPERATIONS



## **Dr. HAYLEY WICKENHEISER**

Assistant General Manager, Player Development

Dr. Hayley Wickenheiser was named Assistant General Manager, Player Development, on July 5, 2022. She originally joined the Maple Leafs player development staff in August of 2018 and was elevated to Senior Director of Player Development on May 17, 2021.

Over the course of her decorated playing career, Wickenheiser captured seven World Championships; made six Olympic appearances and won five Olympic medals, including four golds. She was inducted into the Hockey Hall of Fame on November 18, 2019 and the IIHF Hall of Fame on May 26, 2019.

Wickenheiser was the first female player in the world to notch a point in a men's professional game while playing in Finland and played in or coached at NHL development camps with the Philadelphia Flyers, the Edmonton Oilers and the Maple Leafs, the first woman in history to have done so. She also still holds the record for the most assists, points and goals for the Canadian Women's National team.

The Shaunavon, Saskatchewan native became the youngest member chosen from the Canadian Women's National team when she was 15. Her Olympic career spanned 23 years, five Olympic medals and two sports, as she also competed in softball in Sydney 2000. In 2014, she was Canada's official flag bearer.

Wickenheiser completed medical residency in 2023 and practises family and emergency medicine.

She is a mom to her grown son, Noah.



## **DEREK CLANCEY**

Assistant General Manager, Player Personnel

Derek Clancey was named Assistant General Manager, Player Personnel on July 18, 2023.

Clancey, 54, arrives in Toronto after spending the 2022-23 season with the Vancouver Canucks as an Assistant General Manager. Clancey held multiple responsibilities throughout the Canucks organization including roles in scouting, as well as other hockey operation departments.

Clancey, who worked with the Calgary Flames as a pro scout in the 2021-22 season, played a pivotal role in player personnel decisions for 14 seasons with the Pittsburgh Penguins, contributing to their three Stanley Cup victories. During his time with Pittsburgh, Clancey served as a pro scout for three seasons (2007-08 to 2009-10), director of pro scouting for nine seasons (2010-11 to 2018-19), and director of player personnel for two seasons (2019-20 to 2020-21).

The St. John's, Newfoundland native also has several years of coaching experience under his belt, compiling a combined record of 260-184-52 with the ECHL's Dayton Bombers (2006-07), Reading Royals (2003-05) and Jackson Bandits (1999-00 to 2002-03). Clancey also served as an assistant coach of with the American Hockey League's Manchester Monarchs in 2005-06.

As a player, Clancey, skated in the ECHL for eight seasons with Winston-Salem, Erie, Toledo, Columbus and Chesapeake. He was inducted into the ECHL's Hall of Fame in 2020 and the Newfoundland and Labrador Hockey Hall of Fame in 2017.

# HOCKEY OPERATIONS



## **RYAN HARDY**

*Assistant General Manager, Minor League Operations*

Ryan Hardy was named Assistant General Manager, Minor League Operations, on July 5, 2022 after originally joining the Maple Leafs organization as Senior Director of Minor League Operations on June 25, 2021.

Hardy oversees the hockey operations for the Marlies and Growlers. He also works in unison with the Player Development department to track drafted prospects and participate in player personnel and scouting initiatives as needed.

Hardy had served as general manager of the United States Hockey League's Chicago Steel since the start of their 2018-19 season. During Hardy's tenure in Chicago, the Steel compiled a regular season record of 116-39-8-2 and won the Anderson Cup as the league's regular season champion in 2020 and 2021. The Steel also captured the USHL's Clark Cup Championship in 2021. Hardy was named the USHL's General Manager of the Year in two of his three seasons (2018-19 and 2020-21).

Hardy joined the Steel from the Boston Bruins where he spent two seasons as an amateur scout. Prior to joining the Bruins, Hardy spent parts of four seasons (2013-2017) with USA Hockey's National Team Development Program, serving as Director of Player Personnel, Assistant Director of Player Personnel and Regional Scouting Manager during that time.

In addition to his work in scouting and player personnel, Hardy has coaching experience at the NCAA level with Sacred Heart University and Williams College, and at the junior hockey level with the Springfield Jr. Blues (NAHL).



## **DARRYL METCALF**

*Assistant General Manager, Hockey Research and Development*

Darryl Metcalf was promoted to Assistant General Manager, Hockey Research and Development, on July 5, 2022.

Metcalf previously served as Special Assistant to the General Manager for four seasons after beginning his tenure with the club as an Analyst with the Hockey Research and Development department in 2014. In his role, he works with management, coaches, scouts, the player development department, and sports science staff to provide and analyze data to improve team performance in all facets of the game.

Prior to joining the Maple Leafs, Darryl created Extra Skater, a web resource for hockey statistics for the NHL and the CHL. In 2014 he was hired by the Maple Leafs as an Analyst as a part of the team's new Hockey Research and Development department. He was promoted to Director of Hockey Research and Development in 2016.

Darryl is a Toronto native and holds a B.Sc. in Chemical Engineering from Queen's University. He worked in technology and marketing consulting and as a freelance web developer before joining the Maple Leafs.

# HOCKEY OPERATIONS



## SHANE DOAN

Special Advisor to the General Manager

Shane Doan was named Special Advisor to the General Manager on June 9, 2023.

In his role, Doan assists on all day-to-day matters of hockey operations as assigned by the General Manager.

Following his distinguished 21-year NHL playing career, Doan held various key management roles. Beginning in 2017, Doan spent three years in the National Hockey League's hockey operations department, collaborating with club-level executives and the NHL's Competition Committee.

In 2021, Doan joined the Arizona Coyotes' front office as Chief Hockey Development Officer, providing support to the club's business and hockey operations departments for two seasons.

The 46-year-old also served as Hockey Canada's Assistant General Manager for the Men's National Team, winning gold at the 2023 IIHF World Championship. Among other Hockey Canada roles, Doan also served as General Manager for Canada's Men's Olympic Team at the 2022 Olympic Winter Games in Beijing, China, the 2022 IIHF World Championship and the Spengler Cup in 2021 and 2022.

After originally being drafted by Winnipeg in the first round (seventh overall) in the 1995 NHL Draft, Doan recorded 972 points (402 goals, 570 assists) through 1,540 career regular season NHL games with the Coyotes franchise. The Halkirk, AB native served as Arizona's captain for 13 seasons and remains the Coyotes' all-time leader in games played, goals, assists, points, power-play goals (128) and game-winning goals (69) while ranking second in penalty minutes (1,353).

Doan's NHL accolades include being named the recipient of the Mark Messier NHL Leadership Award in 2012 and the King Clancy Memorial Trophy in 2010. He was also selected as a two-time NHL All-Star (2004 and 2009).

In international play, Doan represented Canada as a player at the 2004 World Cup of Hockey, the 2006 Olympic Winter Games and at six IIHF World Championships (1999, 2003, 2005, 2007, 2008, 2009) where the team medaled in five of six tournaments (two gold, three silver).

# HOCKEY OPERATIONS



**SHELDON  
KEEFE**  
Head Coach

Sheldon Keefe was named the 31st Head Coach in Maple Leafs history on November 20, 2019.

Through parts of four seasons with the club (267 regular season games), Keefe has coached the team to a 166-71-30 record to rank him sixth in wins in the franchise's 105-year history. Under Keefe, Toronto has set franchise records for most wins (54) and points (115) during a single season (2021-22) while also recording consecutive 50-win campaigns over their two most recent seasons.

Keefe first joined the Maple Leafs organization as Head Coach of the Toronto Marlies (AHL) in June 2015. In parts of five seasons with the Marlies, Keefe led the club to a 199-89-22-9 record in 319 regular season games. In that span, the Marlies won the franchise's first ever Calder Cup championship in 2018, and also won the Macgregor Kilpatrick Trophy as AHL regular season champions on two occasions. The team made four consecutive playoff appearances with Keefe at the helm and posted a 38-21 post-season record.

Prior to joining the Marlies, Keefe had a successful three-year stint as head coach of the Sault Ste. Marie Greyhounds of the Ontario Hockey League. Joining the team as a mid-season coaching replacement in 2012, the Brampton, Ontario native helped lead the Greyhounds back to the playoffs after the team missed the post-season the two previous seasons. In Keefe's two full seasons with Sault Ste. Marie, the Greyhounds posted a regular season record of 98-29-2-7 while reaching the second round (2013-14) and third round (2014-15) of the playoffs.

Keefe entered the coaching and managerial ranks in 2006 as he served as head coach and general manager of the CCHL's Pembroke Lumber Kings for seven seasons (2006-07 to mid-season in 2012-13). Keefe led the Lumber Kings to five-consecutive league championships through his first five season with the club (2007-2011) and went on to capture the National Championship in 2011.

As a player, Keefe suited up for 125 NHL games with the Tampa Bay Lightning after they selected him in the second round (47th overall) of the 1999 NHL Draft. He was named the OHL's Rookie of the Year with the Barrie Colts in 1998-99 before earning the Eddie Powers Trophy as the league's top scorer in 1999-2000.

Keefe, 42, and his wife, Jackie, have two sons, Landon and Wyatt.



# HOCKEY OPERATIONS



**GUY  
BOUCHER**  
Assistant Coach

Guy Boucher enters his first season on the Maple Leafs staff in 2023-24 after previously serving as head coach of the Tampa Bay Lightning (2010-11 to 2012-13) and the Ottawa Senators (2016-17 to 2018-19), posting a combined record of 191-186-46. Under Boucher's guidance, the Lightning reached the Eastern Conference Final in 2011 while the Senators made the Eastern Conference Final in 2017.

Prior to joining the Senators, Boucher spent three seasons in Switzerland (2013-14 to 2015-16) where he served as head coach of Bern SC (Swiss-A). The club posted a 44-29-5 record during his tenure and captured the 2015 Swiss Cup.

Boucher, 52, also served as head coach of the American Hockey League's Hamilton Bulldogs in 2009-10, where he coached the team to a 52-17-11 record. He went on to win the Louis A.R. Pieri Memorial Award as the AHL's most outstanding coach that season. Boucher also spent nine seasons in the QMJHL ranks, including three as an assistant coach with the Rouyn-Noranda Huskies (1997-98 to 1999-20), three as an assistant coach with the Rimouski Oceanic (2004-05 to 2005-06) and three as head coach of the Drummondville Voltigeurs (2006-07 to 2008-09). Boucher led the Oceanic and the Voltigeurs to a QMJHL Championship, in 2004-05 and 2008-09 respectively.

Internationally, Boucher has served as a coach for Canada on several occasions. As an assistant coach, Boucher helped Canada capture a gold medal at the 2008 IIHF World U18 Championship and at the 2009 IIHF World Junior Championship. The Notre-Dame-du-Lac, Quebec native also served as Canada's head coach at the 2014 and 2015 Spengler Cup, leading the team to a gold medal at the 2015 tournament.



**DEAN  
CHYNOWETH**  
Assistant Coach

Dean Chynoweth enters his third season on the Maple Leafs staff after previously serving as an assistant coach with the Carolina Hurricanes for three seasons.

Prior to joining Carolina, Chynoweth served nine seasons as a head coach in the Western Hockey League, moving from the Seattle Thunderbirds (2000-04) to the Swift Current Broncos (2004-09) before spending three seasons in the NHL as an assistant coach with the New York Islanders (2009-12). Following his stint with the Islanders, Chynoweth spent four seasons as a head coach in the American Hockey League with the Cleveland Monsters and San Antonio Rampage (2012-16). Chynoweth has also been a part of the Hockey Canada Program of Excellence, serving as the head coach of Canada's Under-18 National Team and assistant coach of Canada's Under-20 World Junior Team (2003-04).

As a player, the Calgary, Alberta native played 10 seasons in the NHL between the New York Islanders and Boston Bruins after being drafted in the first round (13th overall) of the 1987 NHL Draft. In 241 NHL games, Chynoweth registered 22 points (four goals, 18 assists) and 667 penalty minutes. He also won a Calder Cup championship in 1990 with Springfield (AHL) and won back-to-back Memorial Cups in 1987 and 1988 with Medicine Hat (WHL).

# HOCKEY OPERATIONS



**MANNY  
MALHOTRA**  
Assistant Coach

Manny Malhotra begins his fourth season with the Maple Leafs coaching staff after joining the club in 2020-21.

Before joining the Maple Leafs, Malhotra spent the previous three seasons as an assistant coach for Vancouver after originally joining the Canucks' organization as a development coach in 2016-17.

As a player, the Mississauga, Ontario native played 16 seasons in the NHL across seven organizations after being drafted in the first round (seventh overall) by the New York Rangers in the 1998 NHL Draft. Over the course of his NHL career, Malhotra recorded 295 points (116 goals, 179 assists) in 991 regular season games while also skating in 35 Stanley Cup playoff games. He also won a Calder Cup championship in 2000 with the Hartford Wolf Pack (AHL), playing in all 23 postseason games for the club. Prior to beginning his professional career, he won an OHL Championship in 1998 with the Guelph Storm.

Internationally, Malhotra represented Canada at the World Championships in 2002 after playing for his country at the World Junior Championships in 1998 and 2000. He served as captain for Canada at the 2000 World Juniors, capturing a bronze medal. He was also a member of Canada's Spengler Cup championship team in 2015-16.



**MIKE  
VAN RYN**  
Assistant Coach

Mike Van Ryn enters his first season on the Maple Leafs staff in 2023-24 after spending the previous five seasons (2018-19 to 2022-23) as an assistant coach with the St. Louis Blues. Van Ryn helped the Blues capture a Stanley Cup in 2019.

Prior to joining the Blues, the London, Ontario native spent two seasons with the Arizona Coyotes organization, including one year as head coach of the club's AHL affiliate, the Tucson Roadrunners, in 2017-18. Van Ryn led the Roadrunners to a 42-20-5 record and first place in the Western Conference.

Van Ryn, 44, previously spent three seasons with the Ontario Hockey League's Kitchener Rangers, including one season as head coach when he guided the Rangers to a 44-17-7 record in 2015-16. He also served as an assistant coach with the AHL's Houston Aeros for two seasons (2011-12 and 2012-13) following a year as an assistant with the OHL's Niagara IceDogs in 2010-11.

As a player, Van Ryn was selected by the New Jersey Devils in the first round (26th overall) of the 1998 NHL Draft and would go on to skate in 353 NHL games, including 27 with the Maple Leafs in 2008-09. He also represented Canada at the 1998 and 1999 IIHF World Junior Championships.

# HOCKEY OPERATIONS



**CURTIS  
SANFORD**  
Goaltending Coach

Curtis Sanford enters his second season on the Maple Leafs staff in 2023-24 after spending five seasons with the Vancouver Canucks organization.

Sanford served as Goaltending Coach with Vancouver's AHL affiliates, the Abbotsford Canucks (2021-22) and Utica Comets (2017-2021), assisting with the development of goaltending prospects at the professional and junior levels.

As a player, the Owen Sound, Ontario native competed for 15 seasons in the NHL, AHL, ECHL and KHL. He played a total of 144 regular season games with St. Louis, Vancouver and Columbus, was named a second-team AHL All-Star with Hamilton in 2010-11 and earned first-team KHL All-Star status with Lokomotiv Yaroslavl in 2013-14 before wrapping up his playing career in 2014-15.



**SAM  
KIM**  
Video and Coaching Coordinator

Sam Kim enters his fourth season with the Maple Leafs after joining the coaching staff in 2021. Before arriving in Toronto, Kim spent two seasons as the video coordinator of the Bakersfield Condors, the Edmonton Oilers' American Hockey League affiliate.

During his tenure with the Condors, Kim assisted the club's coaching staff with video breakdown, analysis, and scouting in addition to overseeing team service duties including team travel, transaction logistics, and immigration.

Prior to his time in Bakersfield, Kim as a video coach with the South Korean Men's National Hockey Team from 2016-2018, which included the team's appearance at the 2018 Winter Olympics in Pyeongchang, South Korea.

Before his stint with South Korea, Kim served as the Video and Statistical Coordinator with the AHL's Springfield Falcons (2015-16), as an assistant coach with the Springfield Pics Junior Hockey Program (2014-15) and with American International College (AIC) as Director of Hockey Operations and a Video Coordinator for the NCAA Division I Yellow Jackets (2012-14).

# HOCKEY OPERATIONS



## JORDAN BEAN

Video Coordinator and Statistical Analyst

Jordan Bean enters his eighth season with the Maple Leafs after originally joining the staff in 2016 as a video analyst.

Before his appointment with the Maple Leafs, Bean spent two seasons with the Kitchener Rangers of the Ontario Hockey League as a video and statistical analyst while also serving as a video analyst with Stathletes. The Kitchener native also worked with Team Canada Red as a video coach at the 2016 U17 World Hockey Challenge in Sault Ste. Marie in addition to previous stints with Octagon Hockey and the OHL's Guelph Storm.

Bean and his wife, Nicole, have one daughter named Anna.



## HARRY MAHESH

Coaching Development Consultant

Harry Mahesh joins the Maple Leafs organization for the 2023-24 season as part of the club's Management and Coaching Development Program.

The Vanderhoof, BC native previously spent the 2022-23 season as an assistant coach for the Powell River Kings in the BCHL. Mahesh also led the Winnipeg Freeze (MJHL) as head coach and general manager during the 2021-22 season.

A former professional hockey player, Mahesh's career spanned over eight seasons, playing for clubs in Canada, the United States and Sweden. Harry is happily married to his wife Danielle, who is a two-time Canadian Olympian.

# SCOTIABANK ARENA

Scotiabank Arena is Canada's premier sports and entertainment venue and home to the NHL's Toronto Maple Leafs and the NBA's Toronto Raptors and some of the world's largest concerts. Owned and operated by Maple Leaf Sports & Entertainment (MLSE), Scotiabank Arena opened its doors in February 1999 and has been recognized with more than 50 industry awards highlighting the venue's security, accessibility, fan service, environmental commitment, food and beverage, marketing, design, partnerships, live entertainment, sales and box office service. Scotiabank Arena is often ranked the #1 Canadian arena and is within the top 10 in the world for live event ticket sales. The arena has also hosted over 90 million fans at over 2,600 events including multiple NHL and NBA playoff runs, hub city for the Eastern Conference teams during the return of the 2020 NHL season, 2019 WWE SummerSlam, 2017 Invictus Games, the 2016 NHL World Cup of Hockey, 2016 NBA All-Star Weekend, 2015 IIHF World U20 Championship and 2000 NHL All-Star Game. Scotiabank Arena's external space has also become a Toronto entertainment destination with the installation of the Leafs Legends Row, bronzed statues honouring the hockey club's greatest players, the gathering of thousands of Leafs and Raptors fans in Maple Leaf Square for each of the team's postseason games and other significant international events.

Scotiabank Arena can be found on Instagram, Twitter, Facebook and Tik Tok under @ScotiabankArena.

HOCKEY SEATING CAPACITY: 18,819

## LOCATION

Scotiabank Arena is located in the heart of Toronto at 40 Bay Street and is connected to Union Station and the underground pedestrian PATH system. This provides easy access to public transportation (TTC, GO Transit and Union Pearson Express) for fans attending events.

## ARENA FEATURES

Scotiabank Arena is located just south of Union Station and accessible via the Galleria and historically displays artifacts from the original Canada Post Building and construction site are prominent features.

Scotiabank Arena houses three of its own exclusive award-winning restaurants – Platinum Club, ScotiaClub and Hot Stove Club – as well as a recently opened 4,000 square foot Air Canada Signature Club premium dining experience. The restaurants, along with themed concession stands, offer a diversity of food and beverage that capture Toronto's multicultural flavours. Two in-house bars – the Molson Draught Deck and Molson Brewhouse are favourite spots where fans can meet friends before the game or for a drink between quarters and periods.

## ACCESSIBILITY

Scotiabank Arena has dedicated accessible seating areas for guests with accessibility needs and their companions located throughout the building providing maximum flexibility and pricing selection. All ticket and vendor windows, as well as the public washrooms are wheelchair accessible with accommodating counter heights and

lower urinals equipped with grab bars. TTY phones are available on both the 100 and 300 levels. Braille and tactile signage are also used throughout the arena.

In addition, Scotiabank Arena is certified by Kulture City as sensory inclusive. The certification process required staff at the venue to be trained by leading medical professionals on recognize fans with sensory needs and having sensory bags, equipped with noise canceling headphones, fidget tools, verbal cue cards and weighted lap pads, available to all guests who may feel overwhelmed by the environment.

## FAN EXPERIENCE

MLSE and its venues, including Scotiabank Arena, are committed to ensuring an inclusive environment, best in class in unparalleled fan experiences and every individual entering the building is treated equally and fairly. With the impact of COVID-19, fan health and safety will be the highest priority for the venue more than ever. In keeping with this commitment, Scotiabank Arena is the first Canadian sports and entertainment arena to earn the WELL Health-Safety Rating through the International WELL Building Institute (IWBI). The WELL Health-Safety Rating is an evidence-based, third-party verified rating for all new and existing building and space types focusing on operational policies, maintenance protocols, stakeholder engagement and emergency plans to address a post-COVID-19 environment and into the future.

The arena's intimacy is felt from the moment fans walk inside the building. The seating pitch is steeper than most, creating the very best sightlines. All Scotiabank Arena seats are fully upholstered and 19-20" wide. Since opening in 1999, millions of dollars have been invested in upgrading Scotiabank Arena's features to keep the venue state-of-the-art and to keep fans excited and coming back. The venue continues to revitalize Maple Leaf Square into a world class gathering place for people from all walks of life and to create a more dynamic, welcoming and immersive experience for fans before, during and after an event. The arena's top-notch acoustic technology has been further enhanced through a JBL sound system. An automatic retractable seating system has dramatically reduced the arena's conversion time enabling the facility to move from hockey to basketball to show mode (and vice versa) in a matter of hours.

## SUSTAINABILITY

MLSE is dedicated to reducing the company and its venues' environmental footprint. MLSE has identified three areas where it can most affect its impact on the environment: Energy, Waste, and Water, which includes utilizing deep-lake cooling, eco-friendly cleaning supplies, recycled paper products, introducing tri-sorters (recycling and organic waste management), and reverse-osmosis filtration for the ice and engaging staff members to ensure the entire company is committed to the efforts.

Details on the updated policies, safety protocols and info on what Scotiabank Arena is doing to reduce its footprint can be found at [www.scotiabankarena.com](http://www.scotiabankarena.com).

The background features a series of diagonal stripes in two shades of blue. The stripes are separated by dark blue, almost black, gaps. A repeating pattern of small, light blue geometric shapes is visible within the lighter blue stripes. The overall effect is a textured, dynamic background.

# PLAYERS







# SIMON BENOIT

# 2

## DEFENCEMAN

HT: 6'4" WT: 205

BORN: LAVAL, QC 

DATE: SEPTEMBER 19, 1998

SHOT: LEFT



SIMON BENOIT 2

## ACQUIRED

- Signed as a free agent on August 28, 2023.

## 2022-23 HIGHLIGHTS

- Skated in 78 games with the Anaheim Ducks where he recorded 10 points (3G, 7A).
- Led Anaheim in hits (216) and blocks (128).

## CAREER HIGHLIGHTS

- Has appeared in 160 career AHL games with the San Diego Gulls and posted 43 points (7G, 36A).
- Helped the Gulls reach the Western Conference Finals during the 2019 playoffs where he recorded three assists through 16 games.

SEASON TEAM	LEAGUE	REGULAR SEASON													PLAYOFFS				
		GP	G	A	P	+/-	PIM	PP	SH	GW	OT	S	S%	GP	G	A	P	PIM	
2015-16 SHAWINIGAN	QMJHL	55	1	2	3	1	22	--	--	--	--	36	2.8	2	0	0	0	0	
2016-17 SHAWINIGAN	QMJHL	64	2	10	12	4	47	--	--	--	--	50	4.0	6	0	0	0	0	
2017-18 SHAWINIGAN	QMJHL	63	5	23	28	-37	67	--	--	--	--	114	4.4	--	--	--	--	--	
2018-19 SAN DIEGO	AHL	65	2	14	16	16	33	0	0	0	--	72	2.8	16	0	3	3	6	
2019-20 SAN DIEGO	AHL	56	4	15	19	15	39	0	0	1	--	75	5.3	--	--	--	--	--	
2020-21 SAN DIEGO	AHL	38	1	7	8	4	32	0	0	1	--	40	2.5	3	0	1	1	0	
ANAHEIM	NHL	6	0	0	0	-3	2	0	0	0	0	3	0.0	--	--	--	--	--	
2021-22 SAN DIEGO	AHL	1	0	0	0	0	0	0	0	0	--	0	0.0	2	0	0	0	2	
ANAHEIM	NHL	53	1	4	5	-5	22	0	0	0	0	45	2.2	--	--	--	--	--	
2022-23 ANAHEIM	NHL	78	3	7	10	-29	60	0	0	0	0	82	3.6	--	--	--	--	--	
<b>NHL TOTALS</b>		<b>137</b>	<b>4</b>	<b>11</b>	<b>15</b>	<b>-37</b>	<b>84</b>	<b>0</b>	<b>0</b>	<b>0</b>	<b>0</b>	<b>130</b>	<b>3.1</b>	<b>--</b>	<b>--</b>	<b>--</b>	<b>--</b>	<b>--</b>	

## NHL TRANSACTIONS

- Signed as a free agent by Anaheim on March 7, 2019.



## TYLER BERTUZZI

59

## FORWARD

HT: 6'2" WT: 200

BORN: SUDBURY, ON 

DATE: FEBRUARY 24, 1995

SHOT: LEFT

## ACQUIRED

- Signed as a free agent on July 2, 2023.

## 2022-23 HIGHLIGHTS

- Recorded 14 points (4G, 10A) through 29 games with the Detroit Red Wings before being traded to the Boston Bruins on March 2.
- Posted 16 points (4G, 12A) through 21 games with the Bruins and added 10 points (five goals, five assists) in seven playoff games.
- Tied a new single-game career-high with three assists on Apr. 9 vs. TBL.
- Skated in his 300th career NHL game on Feb. 18 at SEA.
- Recorded the 200th point of his NHL career with an assist on Feb. 18 at SEA.

## CAREER HIGHLIGHTS

- Scored a single-game career-high four goals on Oct. 14, 2021 vs. TBL.
- Selected to represent the Red Wings at the NHL All-Star Game in 2020.
- Captured a silver medal with Canada at the 2019 IIHF World Championship.
- Won the 2017 Calder Cup with the Grand Rapids Griffins.
- Won the Jack A. Butterfield Trophy as the most valuable player of the 2017 Calder Cup Playoffs where he recorded 19 points (9G, 10A) through 19 playoff games.
- Named to the 2015 OHL's Second All-Star Team.
- Won the 2014 OHL Championship with the Guelph Storm.

REGULAR SEASON																PLAYOFFS				
SEASON	TEAM	LEAGUE	GP	G	A	P	+/-	PIM	PP	SH	GW	OT	S	%	GP	G	A	P	PIM	
2011-12	GUELPH	OHL	61	6	11	17	2	117	1	0	1	--	--	--	6	0	2	2	7	
2012-13	GUELPH	OHL	43	13	9	22	-2	68	2	0	3	--	--	--	5	0	0	0	14	
2013-14	GUELPH	OHL	29	9	25	35	9	49	4	0	2	--	--	--	18	10	7	17	24	
2014-15	GUELPH	OHL	68	43	55	98	26	91	13	0	5	--	--	--	9	6	2	8	10	
	GRAND RAPIDS	AHL	2	1	0	1	-2	0	0	0	0	--	4	25.0	14	7	5	12	10	
2015-16	GRAND RAPIDS	AHL	71	12	18	30	7	133	4	0	1	--	148	8.1	9	7	1	8	8	
2016-17	GRAND RAPIDS	AHL	48	12	25	37	15	37	2	0	3	--	117	10.3	19	9	10	19	50	
	DETROIT	NHL	7	0	0	0	-1	0	0	0	0	0	3	0	--	--	--	--	--	
2017-18	GRAND RAPIDS	AHL	16	7	7	14	-5	34	4	0	1	--	40	17.5	--	--	--	--	--	
	DETROIT	NHL	48	7	17	24	-7	39	1	0	1	0	83	8.43	--	--	--	--	--	
2018-19	DETROIT	NHL	73	21	26	47	11	36	3	0	4	1	131	16.03	--	--	--	--	--	
2019-20	DETROIT	NHL	71	21	27	48	-23	40	3	0	1	0	129	16.3	--	--	--	--	--	
2020-21	DETROIT	NHL	9	5	2	7	0	4	3	0	1	1	20	25	--	--	--	--	--	
2021-22	DETROIT	NHL	68	30	32	62	-11	47	6	1	5	0	180	16.7	--	--	--	--	--	
2022-23	DETROIT	NHL	29	4	10	14	-12	23	1	0	0	0	62	6.5	--	--	--	--	--	
	BOSTON	NHL	21	4	12	16	4	6	3	0	0	0	45	8.9	7	5	5	10	26	
<b>NHL TOTALS</b>			<b>326</b>	<b>92</b>	<b>126</b>	<b>218</b>	<b>-39</b>	<b>195</b>	<b>20</b>	<b>1</b>	<b>12</b>	<b>2</b>	<b>653</b>	<b>14.1</b>	<b>7</b>	<b>5</b>	<b>5</b>	<b>10</b>	<b>26</b>	

## NHL TRANSACTIONS

Selected by Detroit in the second round (58th overall) of the 2013 NHL Draft. Traded to Boston by Detroit for a 1st-round pick in the 2024 NHL Draft and 4th-round pick in 2025 on March 2, 2023.

# TJ BRODIE

# 78


## DEFENCEMAN

HT: 6'2" WT: 185

BORN: CHATHAM, ON 

DATE: JUNE 7, 1990

SHOT: LEFT



TJ BRODIE 78

## ACQUIRED

- Signed as a free agent on October 9, 2020.

## 2022-23 HIGHLIGHTS

- Skated in his 800th career NHL game on Jan. 7 vs. DET.

## CAREER HIGHLIGHTS

- Recorded his 300th career NHL point with an assist on Mar. 13, 2022 at BUF.
- Played for Canada at the 2013 IIHF World Championship.
- Represented Abbotsford at the 2011 AHL All-Star Classic.

REGULAR SEASON																PLAYOFFS				
SEASON TEAM	LEAGUE	GP	G	A	P	+/-	PIM	PP	SH	GW	OT	S	S%	GP	G	A	P	PIM		
2006-07 SAGINAW	OHL	20	0	4	4	--	23	--	--	--	--	--	--	3	0	1	1	2		
2007-08 SAGINAW	OHL	68	4	26	30	--	73	--	--	--	--	--	--	4	0	3	3	2		
2008-09 SAGINAW	OHL	63	12	38	50	8	67	7	1	--	--	--	--	8	3	6	9	8		
2009-10 SAGINAW	OHL	19	4	19	23	15	20	3	0	--	--	--	--	--	--	--	--	--		
	BARRIE	OHL	46	3	30	33	18	38	0	1	--	--	--	17	1	14	15	14		
2010-11	CALGARY	NHL	3	0	0	0	-3	2	0	0	0	0	0	--	--	--	--	--		
	ABBOTSFORD	AHL	68	5	29	34	3	32	2	0	0	--	123	4.1	--	--	--	--		
2011-12	CALGARY	NHL	54	2	12	14	3	14	1	0	2	0	44	4.6	--	--	--	--		
	ABBOTSFORD	AHL	12	1	2	3	4	10	0	0	0	--	22	4.6	--	--	--	--		
2012-13	CALGARY	NHL	47	2	12	14	-9	8	0	0	0	0	44	4.6	--	--	--	--		
	ABBOTSFORD	AHL	35	1	19	20	5	22	0	0	0	--	41	2.4	--	--	--	--		
	CANADA	WC	7	0	1	1	1	0	0	0	0	--	--	--	--	--	--	--		
2013-14	CALGARY	NHL	81	4	27	31	0	20	1	0	2	1	104	3.9	--	--	--	--		
2014-15	CALGARY	NHL	81	11	30	41	15	30	3	1	3	1	133	8.3	11	1	4	5	0	
2015-16	CALGARY	NHL	70	6	39	45	4	18	2	0	1	1	79	7.6	--	--	--	--		
2016-17	CALGARY	NHL	82	6	30	36	-16	24	1	1	2	1	78	7.7	4	0	4	4	2	
2017-18	CALGARY	NHL	73	4	28	32	-16	18	1	0	0	0	118	3.4	--	--	--	--		
2018-19	CALGARY	NHL	79	9	25	34	29	24	1	1	1	1	102	8.8	5	2	0	2	6	
2019-20	CALGARY	NHL	64	4	15	19	7	36	0	0	1	1	65	6.2	10	1	3	4	6	
2020-21	TORONTO	NHL	56	1	13	14	23	12	3	0	0	0	48	2.1	7	1	1	2	4	
2021-22	TORONTO	NHL	82	4	24	28	20	34	0	0	0	0	68	5.9	7	0	2	2	6	
2022-23	TORONTO	NHL	58	2	12	14	10	14	0	0	0	0	58	3.4	11	0	3	3	12	
	<b>NHL TOTALS</b>		<b>830</b>	<b>55</b>	<b>267</b>	<b>322</b>	<b>67</b>	<b>254</b>	<b>10</b>	<b>3</b>	<b>12</b>	<b>6</b>	<b>942</b>	<b>5.8</b>	<b>25</b>	<b>5</b>	<b>17</b>	<b>22</b>	<b>36</b>	
	<b>LEAFS TOTALS</b>		<b>196</b>	<b>7</b>	<b>49</b>	<b>56</b>	<b>53</b>	<b>60</b>	<b>0</b>	<b>0</b>	<b>0</b>	<b>0</b>	<b>174</b>	<b>4.0</b>	<b>25</b>	<b>1</b>	<b>6</b>	<b>7</b>	<b>22</b>	

## NHL TRANSACTIONS

Selected by Calgary in the fourth round (114th overall) in the 2008 NHL Draft.



## KYLE CLIFFORD

43

## FORWARD

HT: 6'2" WT: 218

BORN: AYR, ON 

DATE: JANUARY 13, 1991

SHOT: LEFT

## ACQUIRED

- Acquired in a trade from St. Louis in exchange for future considerations on November 16, 2021.

## 2022-23 HIGHLIGHTS

- Recorded 20 points (8G, 12A) through 46 games with the Toronto Marlies and added eight points (4G, 4A) in seven playoff games.
- Ranked third on the Marlies in penalty minutes (78).

## CAREER HIGHLIGHTS

- Captured the Stanley Cup with Los Angeles in 2011-12 and 2013-14.
- Skated in his 700th NHL game on Mar. 8, 2021 at S.J.S.
- Registered his 100th NHL point with an assist on Dec. 27, 2018.

SEASON TEAM	LEAGUE	REGULAR SEASON														PLAYOFFS				
		GP	G	A	P	+/-	PIM	PP	SH	GW	OT	S	%	GP	G	A	P	PIM		
2007-08 BARRIE	OHL	66	1	14	15	-18	83	0	-	--	--	--	--	--	--	--	--	--	--	
2008-09 BARRIE	OHL	60	16	12	28	1	133	2	--	--	--	--	--	9	0	1	1	4		
2009-10 BARRIE	OHL	58	28	29	57	32	111	8	--	--	--	--	5	0	0	0	0	13		
2010-11 LOS ANGELES	NHL	76	7	7	14	-10	141	0	0	0	0	69	10.1	6	3	2	5	7		
2011-12 LOS ANGELES	NHL	81	5	7	12	-5	123	0	0	2	0	88	5.7	3	0	0	0	2		
2012-13 LOS ANGELES	NHL	48	7	7	14	1	51	0	0	1	0	56	12.5	--	--	--	--	--		
	ONTARIO	AHL	9	4	3	7	2	2	0	--	0	--	23	17.4	14	0	2	2	8	
2013-14 LOS ANGELES	NHL	71	3	5	8	6	81	0	0	0	0	74	4.1	24	1	6	7	39		
2014-15 LOS ANGELES	NHL	80	6	9	15	5	87	0	0	1	0	117	5.1	--	--	--	--	--		
2015-16 LOS ANGELES	NHL	56	3	6	9	-1	55	0	0	0	0	68	4.4	4	0	1	1	0		
	ONTARIO	AHL	2	0	0	0	2	0	--	0	--	6	0.0	--	--	--	--	--		
2016-17 LOS ANGELES	NHL	73	6	6	12	-2	92	0	0	0	0	122	4.9	--	--	--	--	--		
2017-18 LOS ANGELES	NHL	50	6	4	10	-4	48	0	0	0	0	81	7.4	4	0	0	0	6		
2018-19 LOS ANGELES	NHL	72	11	10	21	4	96	1	0	2	0	115	9.6	--	--	--	--	--		
2019-20 LOS ANGELES	NHL	53	6	8	14	-6	45	0	0	0	0	89	6.7	--	--	--	--	--		
	TORONTO	NHL	16	1	2	3	-1	23	0	0	0	21	4.8	5	0	0	0	0		
2020-21 ST. LOUIS	NHL	50	4	3	7	-5	30	0	0	0	0	65	6.2	4	0	1	1	0		
2021-22 ST. LOUIS	NHL	2	0	1	1	-1	0	0	0	0	0	5	0.0	--	--	--	--	--		
	TORONTO	NHL	23	1	2	3	-4	31	0	0	0	24	4.2	1	0	0	0	15		
	TORONTO	AHL	9	3	0	3	-1	6	0	0	0	18	6.7	--	--	--	--	--		
2022-23 TORONTO	NHL	2	0	1	1	1	2	0	0	0	0	2	0.0	--	--	--	--	--		
	TORONTO	AHL	46	8	12	20	-2	78	2	0	1	--	88	9.1	7	4	4	8	11	
<b>NHL TOTALS</b>		<b>753</b>	<b>66</b>	<b>78</b>	<b>144</b>	<b>-22</b>	<b>905</b>	<b>1</b>	<b>0</b>	<b>6</b>	<b>0</b>	<b>996</b>	<b>6.6</b>	<b>65</b>	<b>4</b>	<b>12</b>	<b>16</b>	<b>77</b>		
<b>LEAFS TOTALS</b>		<b>41</b>	<b>2</b>	<b>5</b>	<b>7</b>	<b>-4</b>	<b>56</b>	<b>0</b>	<b>0</b>	<b>0</b>	<b>0</b>	<b>47</b>	<b>4.3</b>	<b>6</b>	<b>0</b>	<b>0</b>	<b>0</b>	<b>15</b>		

## NHL TRANSACTIONS

Selected by Los Angeles in the second round (35th overall) of the 2009 NHL Draft. Traded to Toronto along with Jack Campbell in exchange for Trevor Moore, a third-round selection in the 2020 NHL Draft and a third-round selection in the 2021 NHL Draft on February 5, 2020. Signed with St. Louis as a free agent on October 11, 2020.

# MAX DOMI

# 11

## FORWARD

HT: 5'10" WT: 208

BORN: WINNIPEG, MB 

DATE: MARCH 2, 1995

SHOT: LEFT



MAX DOMI 11

## ACQUIRED

- Signed as a free agent on July 3, 2023.

## 2022-23 HIGHLIGHTS

- Skated in 60 games with the Chicago Blackhawks before being traded to the Dallas Stars on Mar. 2.
- Set a new postseason career-high in points (13) and assists (10) in 19 games with Dallas.
- Finished the season ranked third in goals (18) with Chicago leaders while ranking first on the club in assists (31) and points (49).
- Reached the 20-goal mark for the second occasion during his NHL career.

## CAREER HIGHLIGHTS

- Captured a gold medal with Team Canada at the 2016 IIHF World Championship.
- Won a gold medal with Canada at the 2015 IIHF World Junior Championship where he was named to the All-Star Team, the tournament's Best Forward and a Top 3 Player on the Team.

SEASON TEAM	LEAGUE	REGULAR SEASON											PLAYOFFS					
		GP	G	A	P	+/-	PIM	PP	SH	GW	OT	S	S%	GP	G	A	P	PIM
2011-12 LONDON	OHL	62	21	28	49	13	48	6	0	1	--	--	--	19	4	5	9	10
2012-13 LONDON	OHL	64	39	48	87	33	71	14	1	3	--	--	--	21	11	21	32	26
2013-14 LONDON	OHL	61	34	59	93	24	90	11	3	6	--	--	--	9	4	6	10	8
2014-15 LONDON	OHL	57	32	70	102	24	66	12	2	6	--	--	--	9	5	4	9	16
2015-16 ARIZONA	NHL	81	18	34	52	3	72	3	0	0	0	156	11.54	--	--	--	--	--
2016-17 ARIZONA	NHL	59	9	29	38	-9	40	1	0	1	0	108	8.33	--	--	--	--	--
2017-18 ARIZONA	NHL	82	9	36	45	-7	73	1	0	0	0	150	6	--	--	--	--	--
2018-19 MONTREAL	NHL	82	28	44	72	20	80	4	0	2	0	203	13.79	--	--	--	--	--
2019-20 MONTREAL	NHL	71	17	27	44	-3	35	1	0	3	2	179	9.5	10	0	3	3	8
2020-21 COLUMBUS	NHL	54	9	15	24	-18	75	2	0	2	1	99	9.1	--	--	--	--	--
2021-22 COLUMBUS	NHL	53	9	23	32	2	37	0	0	0	0	77	11.7	--	--	--	--	--
CAROLINA	NHL	19	2	5	7	8	18	0	0	1	0	27	7.4	14	3	3	6	4
2022-23 CHICAGO	NHL	60	18	31	49	-9	76	8	0	4	2	143	12.6	--	--	--	--	--
DALLAS	NHL	20	2	5	7	-6	6	0	0	0	0	36	5.6	19	3	10	13	52
<b>NHL TOTALS</b>		<b>581</b>	<b>121</b>	<b>249</b>	<b>370</b>	<b>-19</b>	<b>512</b>	<b>20</b>	<b>0</b>	<b>13</b>	<b>5</b>	<b>1,178</b>	<b>10.3</b>	<b>43</b>	<b>6</b>	<b>16</b>	<b>22</b>	<b>64</b>

## NHL TRANSACTIONS

Selected by Phoenix in the first round (12th overall) of the 2013 NHL Draft. Traded to Montreal by Arizona for Alex Galchenyuk on June 15, 2018. Traded to Columbus by Montreal with a 3rd-round pick in 2020 NHL Draft for Josh Anderson on October 6, 2020. Traded to Florida by Columbus with a 6th-round pick in the 2022 NHL Draft for Tyler Inamoto, then traded to Carolina by Florida for Egor Korshkov on March 21, 2022. Signed as a free agent by Chicago on July 13, 2022. Traded to Dallas by Chicago with Dylan Wells for Anton Khudobin and a 2nd-round pick in the 2025 NHL Draft on March 2, 2023.



## DYLAN GAMBRELL

57

## FORWARD

HT: 6'0" WT: 190

BORN: BONNEY LAKE, WA 🇺🇸

DATE: AUGUST 26, 1996

SHOT: RIGHT

## ACQUIRED

- Signed as a free agent on July 3, 2023.

## 2022-23 HIGHLIGHTS

- Skated in his 200th career NHL game on Jan. 21 vs. WPG.

## CAREER HIGHLIGHTS

- Became the second player in Sharks history to score his first career NHL goal in the playoffs on May 19, 2019.
- Helped the University of Denver capture the 2017 NCAA championship.
- Named to the Second All-Star Team on two occasions during his NCAA career (2016-17 and 2017-18).
- Named to the 2016 NCAA (NCHC) All-Rookie Team.

SEASON TEAM	REGULAR SEASON													PLAYOFFS				
	LEAGUE	GP	G	A	P	+/-	PIM	PP	SH	GW	OT	S	S%	GP	G	A	P	PIM
2012-13 DUBUQUE	USHL	58	9	18	27	14	14	--	--	--	--	--	--	9	0	2	2	0
2013-14 DUBUQUE	USHL	60	14	29	43	3	29	--	--	--	--	--	--	7	0	0	0	0
2014-15 DUBUQUE	USHL	54	16	22	38	7	74	--	--	--	--	--	--	8	3	4	7	2
2015-16 DENVER	NCAA	41	17	30	47	14	19	--	--	--	--	--	--	--	--	--	--	--
2016-17 DENVER	NCAA	38	13	29	42	25	21	--	--	--	--	--	--	--	--	--	--	--
2017-18 DENVER	NCAA	41	13	30	43	16	15	--	--	--	--	--	--	--	--	--	--	--
2018-19 SAN JOSE	NHL	3	0	0	0	-1	0	0	0	0	0	1	0	--	--	--	--	--
2018-19 SAN JOSE	AHL	51	20	25	45	7	18	3	0	2	--	147	40.0	4	1	3	4	0
2018-19 SAN JOSE	NHL	8	0	0	0	1	2	0	0	0	0	6	0	2	1	0	1	2
2019-20 SAN JOSE	AHL	15	3	9	12	-3	15	0	0	0	--	30	10.0	--	--	--	--	--
2019-20 SAN JOSE	NHL	50	5	6	11	-8	17	0	0	1	0	43	11.6	--	--	--	--	--
2020-21 SAN JOSE	NHL	49	5	7	12	-18	13	0	1	1	0	48	10.4	--	--	--	--	--
2021-22 SAN JOSE	AHL	3	0	1	1	0	4	0	0	0	--	3	0	--	--	--	--	--
2021-22 OTTAWA	NHL	63	3	4	7	2	12	0	1	0	0	58	5.2	--	--	--	--	--
2022-23 OTTAWA	NHL	60	4	6	10	-4	35	0	0	0	0	46	8.7	--	--	--	--	--
<b>NHL TOTALS</b>		<b>233</b>	<b>17</b>	<b>23</b>	<b>40</b>	<b>-28</b>	<b>79</b>	<b>0</b>	<b>2</b>	<b>2</b>	<b>0</b>	<b>202</b>	<b>8.4</b>	<b>2</b>	<b>1</b>	<b>0</b>	<b>1</b>	<b>2</b>

## NHL TRANSACTIONS

Selected by San Jose in the second round (60th overall) in the 2016 NHL Draft. Traded to Ottawa by San Jose for a 7th-round pick in 2022 NHL Draft on October 24, 2021.

# MARK GIORDANO

# 55

## DEFENCEMAN

HT: 6'0" WT: 202

BORN: TORONTO, ON 

DATE: OCTOBER 3, 1983

SHOT: LEFT



MARK GIORDANO 55

## ACQUIRED

- Acquired in a trade from Seattle along with Colin Blackwell in exchange for a second-round pick in the 2022 NHL Draft, a second-round pick in the 2023 NHL Draft and a third-round pick in the 2024 NHL Draft on March 20, 2022.

## 2022-23 HIGHLIGHTS

- Led all Maple Leaf skaters in blocked shots with 147 and ranked second with 53 penalty minutes.
- Played his 1,100th career NHL game on April 6 at BOS.
- Set a new all-time NHL record for most career blocked shots with the 2,046th block of his NHL career on Feb. 26 at SEA.
- Posted his 400th career NHL assist on Dec. 13 vs. ANA.

## CAREER HIGHLIGHTS

- Named the first captain in Seattle Kraken history on Oct. 11, 2021.
- Awarded the Norris Memorial Trophy as the NHL's top defenceman in 2018-19.
- Named a first-team NHL All-Star in 2018-19.
- Honoured with the NHL Foundation Player Award in 2017.
- Won the Mark Messier Leadership Award in 2019-20.
- Represented Calgary at the NHL All-Star Games in 2015, 2016 and 2020.
- Recorded his 500th NHL point with an assist on Apr. 4, 2021 at TOR.
- Suited up for Canada at the 2008 and 2010 IIHF World Championships.
- Won the 2008 Spengler Cup with Canada.

		REGULAR SEASON														PLAYOFFS				
SEASON	TEAM	LEAGUE	GP	G	A	P	+/-	PIM	PP	SH	GW	OT	S	S%	GP	G	A	P	PIM	
2002-03	OWEN SOUND	OHL	68	18	30	48	--	109	--	--	--	--	--	--	4	1	3	4	2	
2003-04	OWEN SOUND	OHL	65	14	35	49	--	72	--	--	--	--	--	--	7	1	3	4	5	
2004-05	LOWELL	AHL	66	6	10	16	13	85	3	0	2	0	90	6.7	11	0	1	1	41	
2005-06	CALGARY	NHL	7	0	1	1	2	8	0	0	0	0	5	0	--	--	--	--	--	
	OMAHA	AHL	73	16	42	58	-1	141	12	0	4	0	202	7.9	--	--	--	--	--	
2006-07	CALGARY	NHL	48	7	8	15	7	36	3	0	2	1	49	14.3	4	1	0	1	0	
	OMAHA	AHL	5	0	2	2	4	8	0	0	0	0	18	0.0	3	0	1	1	2	
2007-08	DYNAMO MOSCOW	KHL	50	4	8	12	--	89	--	--	--	--	--	--	9	1	5	6	35	
	CANADA	WC	0	0	0	0	0	0	--	--	--	--	--	--	--	--	--	--	--	
2008-09	CALGARY	NHL	58	2	17	19	2	59	2	0	0	0	82	2.4	--	--	--	--	--	
2009-10	CALGARY	NHL	82	11	19	30	17	81	5	0	1	0	111	9.9	--	--	--	--	--	
	CANADA	WC	7	3	1	4	--	10	--	--	--	--	--	--	--	--	--	--	--	
2010-11	CALGARY	NHL	82	8	35	43	-8	67	5	0	1	0	165	4.9	--	--	--	--	--	
2011-12	CALGARY	NHL	61	9	18	27	0	75	5	0	0	0	125	7.2	--	--	--	--	--	
2012-13	CALGARY	NHL	47	4	11	15	-7	40	1	1	1	1	58	6.9	--	--	--	--	--	
2013-14	CALGARY	NHL	64	14	33	47	12	63	7	0	2	0	180	7.8	--	--	--	--	--	
2014-15	CALGARY	NHL	61	11	37	48	13	37	2	1	2	1	157	7.0	--	--	--	--	--	
2015-16	CALGARY	NHL	82	21	35	56	-5	54	9	1	2	1	212	9.9	--	--	--	--	--	
2016-17	CALGARY	NHL	81	12	27	39	22	59	3	2	4	1	151	8.0	4	0	1	1	2	
2017-18	CALGARY	NHL	82	13	25	38	0	63	1	1	4	2	214	6.1	--	--	--	--	--	
2018-19	CALGARY	NHL	78	17	57	74	39	69	3	4	2	0	221	7.7	5	0	2	2	0	
2019-20	CALGARY	NHL	60	5	26	31	2	34	2	0	0	0	157	3.2	10	0	3	3	12	
2020-21	CALGARY	NHL	56	9	17	26	5	14	4	0	2	0	142	6.3	--	--	--	--	--	
2021-22	SEATTLE	NHL	55	6	17	23	-21	47	0	2	0	0	123	4.9	--	--	--	--	--	
	TORONTO	NHL	20	2	10	12	10	0	0	1	1	1	28	7.1	7	0	2	2	6	
2022-23	TORONTO	NHL	78	4	20	24	27	53	0	1	1	0	107	3.7	11	0	2	2	7	
	<b>NHL TOTALS</b>		<b>1,102</b>	<b>155</b>	<b>413</b>	<b>568</b>	<b>119</b>	<b>869</b>	<b>52</b>	<b>13</b>	<b>25</b>	<b>8</b>	<b>2,287</b>	<b>6.8</b>	<b>41</b>	<b>1</b>	<b>10</b>	<b>11</b>	<b>27</b>	
	<b>LEAFS TOTALS</b>		<b>98</b>	<b>6</b>	<b>30</b>	<b>36</b>	<b>39</b>	<b>63</b>	<b>0</b>	<b>1</b>	<b>2</b>	<b>2</b>	<b>135</b>	<b>4.4</b>	<b>18</b>	<b>0</b>	<b>4</b>	<b>4</b>	<b>13</b>	

## NHL TRANSACTIONS

Signed with Calgary as a free agent on July 6, 2004. Selected by Seattle in the 2021 Expansion Draft.



# CALLE JÄRNKROK

# 19

**FORWARD**

HT: 6'0" WT: 190

BORN: GAVLE, SWE 🇸🇪

DATE: SEPTEMBER 25, 1991

SHOT: RIGHT

## ACQUIRED

- Signed as a free agent on July 15, 2022.

## 2022-23 HIGHLIGHTS

- Set new single-season career-highs in goals (20), points (39) and tied a career-high in assists (19).
- Skated in his 600th career NHL game on Dec. 20 vs. TBL.
- Made his Maple Leafs debut on Oct. 12 at MTL.

## CAREER HIGHLIGHTS

- Scored his 100th career NHL goal on Jan. 20, 2022 vs. SJS.
- Registered his 100th career NHL assist on Feb. 13, 2020 vs. NYI.
- Represented Sweden at the 2012, 2013 (gold medal) and 2014 (bronze) IIHF World Championships.
- Played for Sweden at the 2011 IIHF World Junior Championship.
- Won an SHL championship with Brynas IF in 2010-12.
- Nominated as SHL Rookie of the Year in 2010-11.

		REGULAR SEASON														PLAYOFFS				
SEASON	TEAM	LEAGUE	GP	G	A	P	+/-	PIM	PP	SH	GW	OT	S	S%	GP	G	A	P	PIM	
2009-10	BRYNAS	SHL	33	4	6	10	--	2	--	--	--	--	--	--	5	1	1	2	0	
2010-11	BRYNAS	SHL	49	11	16	27	--	4	--	--	--	--	--	--	3	3	0	3	2	
	SWEDEN	WJC	6	2	3	5	0	2	0	0	0	--	--	--	--	--	--	--	--	
2011-12	BRYNAS	SHL	50	16	23	39	--	22	--	--	--	--	--	--	16	4	12	16	12	
	SWEDEN	WC	8	0	1	1	0	0	0	0	0	--	--	--	--	--	--	--	--	
2012-13	BRYNAS	SHL	53	13	29	42	--	12	--	--	--	--	--	--	4	0	0	0	6	
	GRAND RAPIDS	AHL	9	0	3	3	0	0	0	0	0	0	10	0.0	--	--	--	--	--	
	SWEDEN	WC	10	0	1	1	-2	4	0	0	0	--	--	--	--	--	--	--	--	
2013-14	NASHVILLE	NHL	12	2	7	9	7	4	0	0	0	0	13	15.4	--	--	--	--	--	
	MILWAUKEE	AHL	6	5	4	9	7	0	3	1	0	0	18	27.8	3	1	1	2	2	
2020-21	GRAND RAPIDS	AHL	57	13	23	36	19	14	6	0	3	0	99	13.1	--	--	--	--	--	
	SWEDEN	WC	10	0	0	0	3	4	0	0	0	--	20	--	--	--	--	--	--	
2014-15	NASHVILLE	NHL	74	7	11	18	2	18	0	1	0	1	95	7.4	6	0	2	2	0	
2015-16	NASHVILLE	NHL	81	16	14	30	1	14	3	1	4	0	125	12.8	14	0	1	1	4	
2016-17	NASHVILLE	NHL	81	15	16	31	-1	25	2	1	1	1	134	11.2	21	2	5	7	2	
2017-18	NASHVILLE	NHL	68	16	19	35	20	12	1	2	3	1	105	15.2	7	0	1	1	0	
2018-19	NASHVILLE	NHL	79	10	16	26	13	12	1	1	1	0	106	9.4	6	0	2	2	2	
2019-20	NASHVILLE	NHL	64	15	19	34	4	14	2	2	1	0	136	11.0	4	1	0	1	0	
2020-21	NASHVILLE	NHL	49	13	15	28	13	14	2	1	2	0	91	14.3	5	0	1	1	2	
2021-22	SEATTLE	NHL	49	12	14	26	-15	2	2	0	1	0	82	14.6	--	--	--	--	--	
	CALGARY	NHL	17	0	4	4	1	4	0	0	0	0	19	0.0	12	1	3	4	0	
2022-23	TORONTO	NHL	73	20	19	39	9	14	3	1	2	0	106	18.9	11	1	2	3	0	
	<b>NHL TOTALS</b>		<b>647</b>	<b>126</b>	<b>154</b>	<b>280</b>	<b>54</b>	<b>133</b>	<b>16</b>	<b>9</b>	<b>16</b>	<b>2</b>	<b>1,012</b>	<b>12.5</b>	<b>86</b>	<b>5</b>	<b>17</b>	<b>22</b>	<b>10</b>	
	<b>LEAFS TOTALS</b>		<b>73</b>	<b>20</b>	<b>19</b>	<b>39</b>	<b>9</b>	<b>14</b>	<b>3</b>	<b>1</b>	<b>2</b>	<b>0</b>	<b>106</b>	<b>18.9</b>	<b>11</b>	<b>1</b>	<b>2</b>	<b>3</b>	<b>0</b>	

## NHL TRANSACTIONS

Selected by Detroit in the second round (51st overall) of the 2010 NHL Draft. Traded to Nashville along with Patrick Eaves and a third-round pick in the 2014 NHL Draft in exchange for David Legwand on March 5, 2014. Selected by Seattle in the 2021 NHL Expansion Draft. Traded to Calgary in exchange for a second-round pick in the 2022 NHL Draft, a third-round pick in the 2023 NHL Draft and a seventh-round pick in the 2024 NHL Draft on March 16, 2022.



# MARTIN JONES

# 31

## GOALTENDER

HT: 6'5" WT: 203

BORN: NORTH VANCOUVER, BC 

DATE: JANUARY 10, 1990

CATCHES: LEFT



MARTIN JONES 31

## ACQUIRED

- Signed as a free agent on August 9, 2023.

## 2022-23 HIGHLIGHTS

- Played in his 400th career NHL game and earned his 200th career NHL win with the Seattle Kraken on Oct. 21 at COL.
- Named an NHL Star of the Week on two occasions (Third Star for the week ending on Nov. 20 and First Star of the Week for the week of Jan. 15).

## CAREER HIGHLIGHTS

- Won the Stanley Cup with the Los Angeles Kings in 2014.
- Selected to represent San Jose at the NHL All-Star Game in 2017.
- Captured a gold medal with Canada at the IIHF World Championship in 2015 and also helped Canada win a silver medal at the 2010 IIHF World Junior Championship.

### REGULAR SEASON

### PLAYOFFS

SEASON	TEAM	LEAGUE	GP	GS	W-L-OT	SA	GA	GAA	S	SV%	SO	MIN	GP	W-L	GAA	SV%	SO
2006-07	CALGARY	WHL	18	--	9-4-3	450	52	3.03	398	.884	0	1029	--	--	--	--	--
2007-08	CALGARY	WHL	27	--	18-8-1	605	54	2.12	551	.911	1	1530	5	2-1	2.88	.879	0
2008-09	CALGARY	WHL	55	--	45-5-4	1,347	114	2.08	1,233	.915	7	3295	18	14-4	1.86	.921	2
2009-10	CALGARY	WHL	48	--	36-11-1	1,297	105	2.21	1,192	.919	8	2851	23	16-6	2.36	.915	2
2010-11	ONTARIO	ECHL	1	--	1-0-0	--	4	3.76	--	.917	4	64	--	--	--	--	--
	MANCHESTER	AHL	39	--	23-12-1	--	82	2.25	996	.924	4	2187	4	2-1	2.54	.921	0
2011-12	MANCHESTER	AHL	41	--	18-17-2	--	94	2.60	1,062	.919	1	2166	3	1-1	2.33	.933	0
2012-13	MANCHESTER	AHL	56	--	27-25-4	--	141	2.53	1,601	.919	5	3347	4	1-3	2.16	.932	0
2013-14	MANCHESTER	AHL	22	--	16-3-3	--	48	2.13	620	.928	2	1351	--	--	--	--	--
	LOS ANGELES	NHL	19	18	12-6-0	500	33	1.81	467	.934	4	1095	2	0-0	0.00	1.000	0
2014-15	LOS ANGELES	NHL	15	11	4-5-2	307	29	2.24	278	.906	3	775	--	--	--	--	--
2015-16	SAN JOSE	NHL	65	65	37-23-4	1,734	143	2.27	1,591	.918	6	3786	24	14-10	2.16	.923	3
2016-17	SAN JOSE	NHL	65	65	35-23-6	1,725	152	2.40	1,573	.912	2	3800	6	2-4	1.75	.935	1
2017-18	SAN JOSE	NHL	60	60	30-22-6	1,699	145	2.55	1,554	.915	4	3416	10	6-4	2.26	.928	2
2018-19	SAN JOSE	NHL	62	62	36-19-5	1,699	176	2.94	1,523	.896	3	3597	20	10-9	3.02	.898	0
2019-20	SAN JOSE	NHL	41	40	17-21-2	1,139	118	3.00	1,021	.896	2	2360	--	--	--	--	--
2020-21	SAN JOSE	NHL	34	34	15-13-4	980	102	3.28	878	.896	1	1868	--	--	--	--	--
2021-22	PHILADELPHIA	NHL	35	33	12-18-3	1,141	114	3.42	1,027	.900	0	1998	--	--	--	--	--
2022-23	SEATTLE	NHL	48	42	27-13-3	1,145	131	2.99	1,016	.887	3	2626	1	0-0	0.00	1.000	0
	<b>NHL TOTALS</b>		<b>444</b>	<b>430</b>	<b>225-163-35</b>	<b>12,069</b>	<b>1,143</b>	<b>2.71</b>	<b>10,928</b>	<b>.905</b>	<b>28</b>	<b>25,320</b>	<b>63</b>	<b>32-27</b>	<b>2.36</b>	<b>.917</b>	<b>6</b>

## NHL TRANSACTIONS

Signed as a free agent by Los Angeles on October 2, 2008. Traded to Boston by Los Angeles with Colin Miller and Los Angeles' 1st round pick (Jakub Zboril) in 2015 NHL Draft for Milan Lucic on June 26, 2015. Traded to San Jose by Boston for Sean Kuraly and San Jose's 1st round pick (Trent Frederic) in 2016 NHL Draft on June 30, 2015. Signed as a free agent by Philadelphia on July 28, 2021. Signed as a free agent by Seattle on July 13, 2022.



## DAVID KÄMPF

64

## FORWARD

HT: 6'2" WT: 190

BORN: CHOMUTOV, CZE 

DATE: JANUARY 12, 1995

SHOT: LEFT

## ACQUIRED

- Signed as a free agent on July 28, 2021.

## 2022-23 HIGHLIGHTS

- Skated in all 82 regular season games and 11 playoff games for the Maple Leafs.
- Set a new single-season career-high in assists (20) and points (27).
- Recorded his 100th career NHL point on Jan. 29 vs. WSH.

## CAREER HIGHLIGHTS

- Won a bronze medal with Czechia at the 2022 IIHF World Championship.
- Represented Czechia at the 2014 and 2015 IIHF World Junior Championships.

		REGULAR SEASON														PLAYOFFS				
SEASON	TEAM	LEAGUE	GP	G	A	P	+/-	PIM	PP	SH	GW	OT	S	S%	GP	G	A	P	PIM	
2012-13	PIRÁTI CHOMUTOV	Czech	2	0	0	0	0	0	--	--	--	--	--	--	--	--	--	--	--	--
2013-14	PIRÁTI CHOMUTOV	Czech	45	1	2	3	-11	12	--	--	--	--	--	--	--	--	--	--	--	--
	CZECHIA	WJC	5	1	1	2	-3	4	--	--	--	--	--	--	--	--	--	--	--	--
2014-15	PIRÁTI CHOMUTOV	Czech 2	44	11	13	24	17	16	--	--	--	--	--	--	11	2	5	7	6	6
	CZECHIA	WJC	5	0	2	2	-1	0	--	--	--	--	--	--	--	--	--	--	--	--
2015-16	PIRÁTI CHOMUTOV	Czech	42	9	4	13	-6	22	--	--	--	--	--	--	8	0	1	1	0	0
2016-17	PIRÁTI CHOMUTOV	Czech	52	15	16	31	-9	16	--	--	--	--	--	--	15	3	7	10	6	6
2017-18	CHICAGO	NHL	46	4	7	11	-9	12	0	0	0	0	46	8.7	--	--	--	--	--	--
	ROCKFORD	AHL	33	7	11	18	1	14	1	0	0	0	69	10.1	13	1	0	1	2	2
2018-19	CHICAGO	NHL	63	4	15	19	-6	14	0	0	0	0	72	5.6	--	--	--	--	--	--
2019-20	CHICAGO	NHL	70	8	8	16	-11	8	0	1	2	0	90	8.9	9	1	0	0	6	6
2020-21	CHICAGO	NHL	56	1	11	12	-3	20	0	0	0	0	63	1.6	--	--	--	--	--	--
2021-22	TORONTO	NHL	82	11	15	26	12	20	0	2	1	0	102	10.8	7	2	0	2	6	6
	CZECHIA	WC	6	2	1	3	0	2	--	--	--	--	--	--	--	--	--	--	--	--
2022-23	TORONTO	NHL	82	7	20	27	6	8	0	0	1	0	107	6.5	11	0	3	3	4	4
	<b>NHL TOTALS</b>		<b>399</b>	<b>35</b>	<b>76</b>	<b>111</b>	<b>-11</b>	<b>82</b>	<b>0</b>	<b>3</b>	<b>4</b>	<b>0</b>	<b>480</b>	<b>7.3</b>	<b>27</b>	<b>3</b>	<b>3</b>	<b>6</b>	<b>16</b>	<b>16</b>
	<b>LEAFS TOTALS</b>		<b>164</b>	<b>18</b>	<b>35</b>	<b>53</b>	<b>18</b>	<b>28</b>	<b>0</b>	<b>2</b>	<b>2</b>	<b>0</b>	<b>209</b>	<b>8.6</b>	<b>18</b>	<b>2</b>	<b>3</b>	<b>5</b>	<b>10</b>	<b>10</b>

## NHL TRANSACTIONS

- Signed with Chicago as a free agent on January 12, 2018.

# JOHN KLINGBERG

# 3

## DEFENCEMAN

HT: 6'2" WT: 185

BORN: GOTHENBURG, SWE 🇸🇪

DATE: AUGUST 14, 1992

SHOT: RIGHT



JOHN KLINGBERG 3

## ACQUIRED

- Signed as a free agent on July 1, 2023.

## 2022-23 HIGHLIGHTS

- Skated in 50 games with the Anaheim Ducks before he was traded to the Minnesota Wild on Mar. 3.
- Recorded the 400th point of his NHL career with Minnesota on Mar. 11 vs. SJS.
- Skated in his 600th career NHL game with Anaheim on Feb. 20 at FLA.

## CAREER HIGHLIGHTS

- Selected to represent Dallas at the NHL All-Star Game in 2018.
- Led the league in assists with 59 in 2017-18.
- Named to the NHL's All-Rookie Team in the 2014-15 season.
- Captured a gold medal with Sweden at the 2017 and 2018 IIHF World Championships as well as the 2012 IIHF World Junior Championship.

SEASON TEAM	LEAGUE	REGULAR SEASON											PLAYOFFS					
		GP	G	A	P	+/-	PIM	PP	SH	GW	OT	S	S%	GP	G	A	P	PIM
2012-13 TEXAS	AHL	--	--	--	--	--	--	--	--	--	--	--	--	1	0	0	0	0
2013-14 FRÖLUNDA HC	SHL	50	11	17	28	--	12	--	--	--	--	--	7	0	4	4	2	
2014-15 TEXAS	AHL	3	0	1	1	2	4	0	0	0	--	1	0	--	--	--	--	--
2014-15 TEXAS	AHL	10	4	8	12	5	6	1	0	1	--	22	18.2	--	--	--	--	--
2017-18 DALLAS	NHL	65	11	29	40	5	32	2	0	3	1	98	11.22	--	--	--	--	--
2018-19 DALLAS	NHL	76	10	48	58	22	30	2	0	4	3	171	5.85	13	1	3	4	2
2016-17 DALLAS	NHL	80	13	36	49	2	34	4	0	3	0	124	10.48	--	--	--	--	--
2017-18 DALLAS	NHL	82	8	59	67	10	26	1	0	3	0	204	3.92	--	--	--	--	--
2018-19 DALLAS	NHL	64	10	35	45	6	12	5	0	5	0	153	6.54	13	2	7	9	6
2019-20 DALLAS	NHL	58	6	26	32	-10	22	2	0	0	0	120	5	26	4	17	21	14
2020-21 DALLAS	NHL	53	7	29	36	-15	23	2	0	1	0	108	6.5	--	--	--	--	--
2021-22 DALLAS	NHL	74	6	41	47	-28	34	1	0	2	2	139	4.3	7	0	1	1	26
2022-23 ANAHEIM	NHL	50	8	16	24	-28	30	1	0	3	1	78	10.3	--	--	--	--	--
2022-23 MINNESOTA	NHL	17	2	7	9	3	4	1	0	0	0	34	5.9	4	1	3	4	0
<b>NHL TOTALS</b>		<b>619</b>	<b>81</b>	<b>326</b>	<b>407</b>	<b>-33</b>	<b>247</b>	<b>21</b>	<b>0</b>	<b>24</b>	<b>7</b>	<b>1,229</b>	<b>6.6</b>	<b>63</b>	<b>8</b>	<b>31</b>	<b>39</b>	<b>48</b>

## NHL TRANSACTIONS

Selected by Dallas in the fifth round (131st overall) in the 2010 NHL Draft. Traded to Minnesota by Anaheim for Andrej Sustr, Nikita Nesterenko and a 4th-round pick in the 2025 NHL Draft on March 3, 2023.



TORONTO  
MAPLE  
LEAFS



# WILLIAM LAGESSON

# 85

## DEFENCEMAN

HT: 6'2" WT: 211

BORN: GOTHENBURG, SWE 🇸🇪

DATE: FEBRUARY 22, 1996

SHOT: LEFT



WILLIAM LAGESSON 85

## ACQUIRED

- Signed as a free agent on July 1, 2023.

## 2022-23 HIGHLIGHTS

- Recorded 32 points (10G, 22A) through 65 AHL games with the Chicago Wolves.
- Represented the Wolves as an assistant captain.
- Posted a single-season AHL career-high in goals, assists and points.

## CAREER HIGHLIGHTS

- Represented Sweden at the 2016 IIHF World Junior Championship.

		REGULAR SEASON													PLAYOFFS				
SEASON	TEAM	LEAGUE	GP	G	A	P	+/-	PIM	PP	SH	GW	OT	S	S%	GP	G	A	P	PIM
2017-18	DJURGÅRDENS IF	SHL	49	1	12	13	--	30	--	--	--	--	--	--	11	0	1	1	31
2018-19	BAKERSFIELD	AHL	67	8	19	27	25	45	0	0	3	--	91	8.8	10	2	2	4	4
2019-20	BAKERSFIELD	AHL	25	3	7	10	2	18	0	0	0	--	46	6.5	--	--	--	--	--
	EDMONTON	NHL	8	0	0	0	-4	0	0	0	0	0	8	0	--	--	--	--	--
2020-21	HC VITA HÄSTEN	ALLSV	11	3	6	9	--	10	--	--	--	--	--	--	--	--	--	--	--
	KRISTIANSTADS IK	ALLSV	3	0	3	3	--	2	--	--	--	--	--	--	--	--	--	--	--
2020-21	EDMONTON	NHL	19	0	2	2	0	9	0	0	0	0	11	0	--	--	--	--	--
2021-22	BAKERSFIELD	AHL	11	0	2	2	-6	9	0	0	0	--	17	0	--	--	--	--	--
	EDMONTON	NHL	30	0	4	4	1	13	0	0	0	0	32	0	--	--	--	--	--
2022-23	MONTREAL	NHL	3	0	1	1	2	0	0	0	0	0	1	0	--	--	--	--	--
	CHICAGO	AHL	65	10	22	32	14	46	1	0	3	--	103	9.7	--	--	--	--	--
<b>NHL TOTALS</b>			<b>60</b>	<b>0</b>	<b>7</b>	<b>7</b>	<b>-1</b>	<b>22</b>	<b>0</b>	<b>0</b>	<b>0</b>	<b>0</b>	<b>52</b>	<b>0.0</b>	--	--	--	--	--

## NHL TRANSACTIONS


Selected by Edmonton in the fourth round (91st overall) of the 2014 NHL Draft. Traded to Montreal by Edmonton with a 2nd-round pick in the 2022 NHL Draft and 7th-round pick in 2024 for Brett Kulak on March 21, 2022. Signed as a free agent by Carolina on July 25, 2022.



## MAX LAJOIE

48

## DEFENCEMAN

HT: 6'1" WT: 191  
 BORN: QUEBEC CITY, QC   
 DATE: NOVEMBER 5, 1997  
 SHOT: LEFT

## ACQUIRED

- Signed as a free agent on July 1, 2023.

## 2022-23 HIGHLIGHTS

- Set a new single-season AHL career-high in goals (11), assists (34) and points (45) with the Chicago Wolves.
- Represented the Wolves as captain.
- Led the Wolves in assists.

## CAREER HIGHLIGHTS

- Won the 2022 Calder Cup with Chicago.

SEASON	TEAM	LEAGUE	REGULAR SEASON													PLAYOFFS				
			GP	G	A	P	+/-	PIM	PP	SH	GW	OT	S	S%	GP	G	A	P	PIM	
2013-14	SWIFT CURRENT	WHL	1	0	0	0	0	0	--	--	--	--	--	--	--	--	--	--	--	--
2014-15	SWIFT CURRENT	WHL	72	7	33	40	-10	22	--	--	--	--	--	--	4	1	2	3	0	
2015-16	SWIFT CURRENT	WHL	62	8	29	37	-21	28	--	--	--	--	--	--	--	--	--	--	--	
2016-17	SWIFT CURRENT	WHL	68	7	35	42	20	26	--	--	--	--	--	14	1	8	9	10		
2017-18	BELLEVILLE	AHL	56	1	14	15	-9	12	0	0	0	--	64	1.6	--	--	--	--	--	
	BRAMPTON	ECHL	1	0	0	0	--	2	--	--	--	--	--	--	--	--	--	--	--	
2018-19	OTTAWA	NHL	56	7	8	15	-25	20	4	0	0	0	79	8.86	--	--	--	--	--	
	BELLEVILLE	AHL	3	0	1	1	2	0	0	0	0	--	3	0	--	--	--	--	--	
2019-20	BELLEVILLE	AHL	48	4	13	17	-1	24	1	0	1	--	66	6.1	--	--	--	--	--	
	OTTAWA	NHL	6	0	0	0	0	0	0	0	0	0	3	0	--	--	--	--	--	
2020-21	CHICAGO	AHL	27	6	15	21	9	24	0	0	0	--	45	13.3	--	--	--	--	--	
	CAROLINA	NHL	--	--	--	--	--	--	--	--	--	--	--	--	2	0	0	0	2	
2021-22	CHICAGO	AHL	60	4	29	33	11	10	2	0	0	--	91	4.4	18	4	4	8	18	
	CAROLINA	NHL	5	0	0	0	2	0	0	0	0	0	6	0	--	--	--	--	--	
2022-23	CHICAGO	AHL	63	11	34	45	-2	58	3	0	2	--	122	9.0	--	--	--	--	--	
	CAROLINA	NHL	3	0	0	0	0	0	0	0	0	0	2	0	--	--	--	--	--	
<b>NHL TOTALS</b>			<b>70</b>	<b>7</b>	<b>8</b>	<b>15</b>	<b>-23</b>	<b>20</b>	<b>4</b>	<b>0</b>	<b>0</b>	<b>0</b>	<b>90</b>	<b>7.8</b>	<b>2</b>	<b>0</b>	<b>0</b>	<b>0</b>	<b>2</b>	

## NHL TRANSACTIONS

Selected by Ottawa in the fifth round (133rd overall) in the 2016 NHL Draft. Traded to Carolina by Ottawa for Clark Bishop on January 12, 2021.

# TIMOTHY LILJEGREN

# 37

## DEFENCEMAN

HT: 6'1" WT: 190  
 BORN: KRISTIANSTAD, SWE 🇸🇪  
 DATE: APRIL 30, 1999  
 SHOT: RIGHT



TIMOTHY LILJEGREN 37

## ACQUIRED

- Selected in the first round (17th overall) of the 2017 NHL Draft.

## 2022-23 HIGHLIGHTS

- Set a new single-season career-high in games played (67) and goals (6).
- Scored the first shorthanded goal of his NHL career on Jan. 8 at PHI.
- Skated in his 100th career NHL game on Dec. 31 at COL.
- Recorded four points (2G, 2A) in five games with Sweden during the 2023 IIHF World Championship.

## CAREER HIGHLIGHTS

- Won the Calder Cup with the Toronto Marlies in 2018.
- Won a silver medal with Sweden at the 2018 IIHF World Junior Championships.

		REGULAR SEASON															PLAYOFFS				
SEASON	TEAM	LEAGUE	GP	G	A	P	+/-	PIM	PP	SH	GW	OT	S	S%	GP	G	A	P	PIM		
2015-16	ROGLE BK	SHL	19	1	4	5	-7	4	--	--	--	--	--	--	--	--	--	--	--		
	ROGLE BK J20	SWE Jr.	29	7	15	22	22	26	--	--	--	--	--	--	3	1	2	3	0		
2016-17	ROGLE BK	SHL	19	1	4	5	-3	4	--	--	--	--	--	--	--	--	--	--	--		
	TIMRA IK	SWE-I	5	0	1	1	-2	4	--	--	--	--	--	--	--	--	--	--	--		
	ROGLE BK J20	SWE Jr.	12	5	2	7	-7	8	--	--	--	--	--	--	3	1	4	5	0		
2017-18	TORONTO	AHL	44	1	16	17	12	20	1	0	0	--	71	1.4	20	0	4	4	6		
2018-19	TORONTO	AHL	43	3	12	15	-8	18	1	0	0	--	67	4.5	13	0	5	5	8		
	NEWFOUNDLAND	ECHL	1	0	0	0	0	0	0	0	0	--	0	0.0	--	--	--	--	--		
2019-20	TORONTO	NHL	11	0	1	1	-5	2	0	0	0	0	2	0.0	0	0	0	0	0		
	TORONTO	AHL	40	5	25	30	-4	18	3	0	2	--	74	6.8	--	--	--	--	--		
2020-21	TORONTO	NHL	2	0	0	0	1	2	0	0	0	0	3	0.0	--	--	--	--	--		
	TORONTO	AHL	21	2	9	11	2	10	0	0	0	0	52	3.8	--	--	--	--	--		
2021-22	TORONTO	NHL	61	5	18	23	15	14	1	0	0	0	79	6.3	2	0	0	0	0		
2022-23	TORONTO	NHL	67	6	12	18	24	30	0	1	0	0	84	7.1	5	0	0	0	0		
	SWEDEN	WC	5	2	2	4	3	4	--	--	--	--	--	--	--	--	--	--	--		
<b>NHL TOTALS</b>			<b>141</b>	<b>11</b>	<b>31</b>	<b>42</b>	<b>35</b>	<b>48</b>	<b>1</b>	<b>1</b>	<b>0</b>	<b>0</b>	<b>166</b>	<b>6.6</b>	<b>7</b>	<b>0</b>	<b>0</b>	<b>0</b>	<b>0</b>		



## MITCH MARNER

16

## FORWARD

HT: 6'0" WT: 180

BORN: MARKHAM, ON

DATE: MAY 5, 1997

SHOT: RIGHT

## ACQUIRED

- Selected in the first round (4th overall) of the 2015 NHL Draft.

## 2022-23 HIGHLIGHTS

- Named a 2023 Selke Trophy finalist.
- Led the Maple Leafs in points during the 2023 Stanley Cup Playoffs with 14 (3G, 11A).
- Set a new single-season career-high in assists (22) and points (25).
- Tied for fifth in the NHL with 69 assists while leading all Maple Leaf skaters in points.
- Led the Maple Leafs and tied for second in the league with four shorthanded goals.
- Skated in his 500th career NHL game on Mar. 26 at NSH.
- Represented Toronto at the 2023 All-Star Game.
- Named the NHL's third star of the month for the month of November. Also named the NHL's third star of the week for the week ending Feb. 5 and the week ending Mar. 12.
- Posted a 23-game point streak (Oct. 27 to Dec. 13) where he recorded 32 points (11G, 21A), the longest point streak recorded during a single-season in franchise history.

## CAREER HIGHLIGHTS

- Represented the Maple Leafs at the 2020 NHL All-Star Game.
- Named a first-team NHL All-Star in 2020-21.
- Named to the NHL's All-Rookie Team in 2016-17.
- Won a Memorial Cup championship and OHL championship with the London Knights in 2015-16.
- Named to the Memorial Cup All-Star Team and the Memorial Cup MVP after leading the tournament with 14 points.
- Named CHL Player of the Year (Stafford Smythe Trophy), OHL MVP (Red Tilson Trophy) and OHL Playoffs MVP (Wayne Gretzky 99 Award) in 2015-16.
- Named to the OHL First All-Star Team in 2014-15 and 2015-16.
- Named to the OHL Second All-Rookie Team in 2013-14.

## REGULAR SEASON

## PLAYOFFS

SEASON	TEAM	LEAGUE	GP	G	A	P	+/-	PIM	PP	SH	GW	OT	S	S%	GP	G	A	P	PIM
2013-14	LONDON	OHL	64	13	46	59	38	24	0	0	3	--	--	--	--	--	--	--	--
	MEMORIAL CUP		3	0	1	1	--	2	--	--	--	--	--	--	--	--	--	--	--
2014-15	LONDON	OHL	63	44	82	126	36	53	15	2	6	--	--	--	7	9	7	16	8
2015-16	LONDON	OHL	57	39	77	116	45	68	13	5	5	--	--	--	18	16	28	44	8
	MEMORIAL CUP		4	2	12	14	10	4	--	--	0	--	--	--	--	--	--	--	--
2016-17	CANADA	WJC	5	4	2	6	0	4	3	0	0	0	18	22.2	--	--	--	--	--
	TORONTO	NHL	77	19	42	61	0	38	4	0	5	0	176	10.8	6	1	3	4	0
	CANADA	WC	10	4	8	12	1	8	1	0	1	0	16	25.0	--	--	--	--	--
2017-18	TORONTO	NHL	82	22	47	69	-1	26	8	0	2	0	194	11.3	7	2	7	9	4
2018-19	TORONTO	NHL	82	26	68	94	22	22	3	1	5	0	233	11.2	7	2	2	4	2
2019-20	TORONTO	NHL	59	16	51	67	6	16	6	0	2	1	154	10.4	5	0	4	4	2
2020-21	TORONTO	NHL	55	20	47	67	21	20	0	0	5	0	156	12.8	7	0	4	4	4
2021-22	TORONTO	NHL	72	35	62	97	23	16	6	3	5	1	224	15.6	7	2	6	8	2
2022-23	TORONTO	NHL	80	30	69	99	18	28	9	4	4	2	196	15.3	11	3	11	14	7
	<b>NHL TOTALS</b>		<b>507</b>	<b>168</b>	<b>386</b>	<b>554</b>	<b>89</b>	<b>166</b>	<b>36</b>	<b>8</b>	<b>28</b>	<b>4</b>	<b>1,333</b>	<b>12.6</b>	<b>50</b>	<b>10</b>	<b>37</b>	<b>47</b>	<b>16</b>



# AUSTON MATTHEWS

# 34

## FORWARD

HT: 6'3" WT: 215  
 BORN: SAN RAMON, CA 🇺🇸  
 DATE: SEPTEMBER 17, 1997  
 SHOT: LEFT



AUSTON MATTHEWS 34

## ACQUIRED

- Selected in the first round (1st overall) of the 2016 NHL Draft.

## 2022-23 HIGHLIGHTS

- Tied for the team lead with 40 goals, reaching the 40-goal mark for the fourth-consecutive season and fifth occasion of his NHL career.
- Ranked third on the team in assists (69) and in points (85).
- Led the Maple Leafs with 327 shots.
- Registered 15 shots on Mar. 25 at CAR, tying the franchise record for most shots registered in a single-game.
- Posted his 500th career NHL point with an assist on Jan. 3 vs. STL.

## CAREER HIGHLIGHTS

- Won the 2022 Hart Memorial Trophy, presented "to the player adjudged to be the most valuable to his team, and 2022 Ted Lindsay Award, presented "to the most outstanding player in the NHL," as voted by fellow members of the NHLPA.
- Won the Rocket Richard Trophy as the NHL's leading goal scorer in consecutive seasons (2020-21 and 2021-22).
- Won the Calder Memorial Trophy as the NHL's top rookie and was named to the NHL's All-Rookie Team in 2016-17.
- Nominated for the Lady Byng Trophy in 2019-20.
- Set the franchise record for most goals scored in a single-season (60 in 2021-22), eclipsing Rick Vaive's previous record of 54.
- Skated in his 400th career NHL game on April 7, 2022 at DAL.
- Named a First-Team NHL All-Star in 2021-22 and to the NHL Second All-Star Team in 2020-21.
- Selected to represent the Maple Leafs at the NHL All-Star Game in 2017, 2018, 2019, 2020 and 2021 while being named captain of the Atlantic Division All-Star team in 2022.
- Honoured as the NLA Youngster of the Year and NLA Most Improved Player, given the NLA Rising Star Award and named to the NLA Media All-Star team in 2015-16.
- Played for Team North America at the 2016 World Cup of Hockey.
- Played with the United States at the 2016 IIHF World Championship, earning recognition as a Top 3 Player on the team.
- Won a bronze medal with the United States at the 2016 IIHF World Junior Championship and named to the tournament All-Star team.

### REGULAR SEASON

### PLAYOFFS

SEASON	TEAM	LEAGUE	GP	G	A	P	+/-	PIM	PP	SH	GW	OT	S	S%	GP	G	A	P	PIM
2013-14	US U-18	USHL	10	6	2	8	2	4	--	--	--	--	--	--	--	--	--	--	--
2014-15	US U-18	USHL	24	20	28	48	20	10	--	--	--	--	--	--	--	--	--	--	--
	UNITED STATES	WJC	5	1	2	3	0	4	--	--	--	--	--	--	--	--	--	--	--
2015-16	ZURICH SC	NLA	36	24	22	46	16	6	--	--	--	--	--	--	4	0	3	3	2
	UNITED STATES	WC	10	6	3	9	0	2	--	--	--	--	--	--	--	--	--	--	--
	UNITED STATES	WJC	7	7	4	11	6	2	--	--	--	--	--	--	--	--	--	--	--
2016-17	TORONTO	NHL	82	40	29	69	2	14	8	0	8	1	279	14.3	6	4	1	5	0
	NORTH AMERICA	WCOH	3	2	1	3	1	0	0	0	0	0	10	20.0	--	--	--	--	--
2017-18	TORONTO	NHL	62	34	29	63	25	12	5	0	5	2	187	18.2	7	1	1	2	0
2018-19	TORONTO	NHL	68	37	36	73	-9	12	12	20	5	2	251	14.7	7	5	1	6	2
2019-20	TORONTO	NHL	70	47	33	80	19	8	12	0	5	0	290	16.2	5	2	4	6	0
2020-21	TORONTO	NHL	52	41	25	66	21	10	10	0	12	2	222	18.5	7	1	4	5	0
2021-22	TORONTO	NHL	73	60	46	106	20	18	29	0	10	2	348	17.2	7	4	5	9	0
2022-23	TORONTO	NHL	74	40	45	85	31	20	13	0	8	0	327	12.2	11	5	6	11	7
	<b>NHL TOTALS</b>		<b>481</b>	<b>299</b>	<b>243</b>	<b>542</b>	<b>109</b>	<b>94</b>	<b>76</b>	<b>0</b>	<b>53</b>	<b>9</b>	<b>1,904</b>	<b>15.7</b>	<b>50</b>	<b>22</b>	<b>22</b>	<b>44</b>	<b>9</b>



# JAKE MCCABE

# 22

## DEFENCEMAN

HT: 6'11" WT: 211  
 BORN: EAU CLAIRE, WI 🇺🇸  
 DATE: OCTOBER 12, 1993  
 SHOT: LEFT

## ACQUIRED

- Traded from Chicago with Sam Lafferty, a conditional pick in the 2024 NHL Draft and a conditional pick in 2025 for Joey Anderson, Pavel Gogolev, a conditional pick in 2025 and a 2nd-round pick in 2026, February 27, 2023.

## 2022-23 HIGHLIGHTS

- Recorded 20 points (2G, 18A) in 55 games with Chicago prior to joining the Maple Leafs via trade on Feb. 27th.
- Made his Stanley Cup playoff debut on April 18 with the Maple Leafs against Tampa Bay.
- Set new single-season career-highs in assists (22) and points (25).
- Skated in his 500th career NHL game on April 6 at BOS.
- Scored his first goal as a Maple Leaf on Mar. 18 at OTT.
- Skated in his Maple Leafs debut on Mar. 1 at EDM.

## CAREER HIGHLIGHTS

- Represented the Buffalo Sabres as an assistant captain for two seasons (2019-20, 2020-21).
- Represented the United States at the 2016 World Championship and was named a Top 3 Player on Team.
- Won a gold medal with Team USA at the 2013 IIHF World U20 Championship.

		REGULAR SEASON													PLAYOFFS					
SEASON	TEAM	LEAGUE	GP	G	A	P	+/-	PIM	PP	SH	GW	OT	S	S%	GP	G	A	P	PIM	
2011-12	WISCONSIN	WCHA	26	3	9	12	--	12	--	--	--	--	--	--	--	--	--	--	--	--
2012-13	WISCONSIN	WCHA	38	3	18	21	--	50	--	--	--	--	--	--	--	--	--	--	--	--
2013-14	WISCONSIN	BIG	36	8	17	25	--	53	--	--	--	--	--	--	--	--	--	--	--	--
	BUFFALO	NHL	7	0	1	1	-3	15	0	0	0	0	1	0	--	--	--	--	--	--
2014-15	ROCHESTER	AHL	57	5	24	29	-3	50	3	0	0	--	83	6.0	--	--	--	--	--	--
	BUFFALO	NHL	2	0	0	0	0	0	0	0	0	0	2	0	--	--	--	--	--	--
2015-16	ROCHESTER	AHL	1	0	0	0	0	0	0	0	0	--	0	0	--	--	--	--	--	--
	BUFFALO	NHL	77	4	10	14	6	51	0	0	0	0	62	6.45	--	--	--	--	--	--
2016-17	BUFFALO	NHL	76	3	17	20	-7	26	1	0	1	0	79	3.8	--	--	--	--	--	--
2017-18	BUFFALO	NHL	53	3	9	12	-11	26	1	0	0	0	53	5.66	--	--	--	--	--	--
2018-19	BUFFALO	NHL	59	4	10	14	-4	35	0	1	0	0	64	6.25	--	--	--	--	--	--
2019-20	BUFFALO	NHL	66	3	10	13	-11	41	0	1	1	0	75	4.0	--	--	--	--	--	--
2020-21	BUFFALO	NHL	13	1	2	3	2	9	0	0	0	0	15	6.7	--	--	--	--	--	--
2021-22	CHICAGO	NHL	75	4	18	22	-27	33	0	0	0	0	80	5.0	--	--	--	--	--	--
2022-23	CHICAGO	NHL	55	2	18	20	7	27	0	0	1	0	67	3.0	--	--	--	--	--	--
	TORONTO	NHL	21	1	4	5	12	29	0	0	0	0	29	3.4	11	0	2	2	2	10
	<b>NHL TOTALS</b>		<b>504</b>	<b>25</b>	<b>99</b>	<b>124</b>	<b>-36</b>	<b>292</b>	<b>2</b>	<b>2</b>	<b>3</b>	<b>0</b>	<b>527</b>	<b>4.7</b>	<b>11</b>	<b>0</b>	<b>2</b>	<b>2</b>	<b>2</b>	<b>10</b>
	<b>LEAFS TOTALS</b>		<b>21</b>	<b>1</b>	<b>4</b>	<b>5</b>	<b>12</b>	<b>29</b>	<b>0</b>	<b>0</b>	<b>0</b>	<b>0</b>	<b>29</b>	<b>3.4</b>	<b>11</b>	<b>0</b>	<b>2</b>	<b>2</b>	<b>2</b>	<b>10</b>


## NHL TRANSACTIONS

Selected by Buffalo in the second round (44th overall) of the 2012 NHL Draft. Signed as a free agent by Chicago on July 28, 2021.

# MATT MURRAY

# 30

## GOALTENDER

HT: 6'5" WT: 202  
 BORN: THUNDER BAY, ON   
 DATE: MAY 25, 1994  
 CATCHES: LEFT



MATT MURRAY 30

## ACQUIRED

- Traded from Ottawa along with a third-round selection in the 2023 NHL Draft and a seventh-round selection in the 2024 NHL Draft from the Ottawa Senators in exchange for future considerations on July 11, 2022.

## 2022-23 HIGHLIGHTS

- Started 26 games for the Maple Leafs and posted a 14-8-2 record.
- Posted a single-game NHL career-high with 52 shots faced on March 18, 2023 at OTT.

## CAREER HIGHLIGHTS

- Won Stanley Cup championships with Pittsburgh in 2016 and 2017.
- Named to the NHL All-Rookie Team in 2016-17.
- Named to the AHL First All-Star Team in 2014-15 and Second All-Star Team in 2015-16.
- Recognized with the Baz Bastien Award as the AHL's top goaltender and the Red Garrett Award as the AHL's rookie of the Year in 2014-15.
- Suited up for Team North America at the 2016 World Cup of Hockey.
- Won a silver medal and named a Top 3 Player on his Team with Canada at the 2019 IIHF World Championship.
- Earned a spot on the OHL Second All-Star Team with Sault Ste. Marie in 2013-14.

### REGULAR SEASON

REGULAR SEASON													PLAYOFFS				
SEASON	TEAM	LEAGUE	GP	GS	W-L-OT	SA	GA	GAA	S	SV%	SO	MIN	GP	W-L	GAA	SV%	SO
2010-11	SAULT STE. MARIE	OHL	28	--	8-11-3	767	87	3.79	680	.887	1	1,377	--	--	--	--	--
2011-12	SAULT STE. MARIE	OHL	36	--	13-19-1	1,046	130	4.08	916	.876	0	1,912	--	--	--	--	--
2012-13	SAULT STE. MARIE	OHL	53	--	26-19-4	1,682	178	3.67	1,504	.894	2	2,910	6	2-4	2.67	.910	1
2013-14	SAULT STE. MARIE	OHL	49	--	32-11-1	1,625	128	2.57	1,497	.921	6	2,984	9	4-5	2.63	.915	1
	W-BARRE/SCRANTON	AHL	1	--	0-1-0	25	2	2.00	23	.920	0	60	1	0-0	0.00	1.000	0
2014-15	W-BARRE/SCRANTON	AHL	40	--	25-10-3	1,029	61	1.58	968	.941	12	2,321	8	4-4	2.37	.923	1
2015-16	PITTSBURGH	NHL	13	13	9-2-1	355	25	2.00	330	.930	1	749	21	15-6	2.08	.923	1
	W-BARRE/SCRANTON	AHL	31	--	20-9-1	932	64	2.10	868	.931	4	1827	--	--	--	--	--
2016-17	PITTSBURGH	NHL	49	47	32-10-4	1,450	111	2.41	1,339	.923	4	2,766	11	7-3	1.70	.937	3
	NORTH AMERICA	WCOH	2	--	--	--	--	3.16	--	.886	--	--	--	--	--	--	--
2017-18	PITTSBURGH	NHL	49	45	27-16-3	1,423	133	2.92	1,290	.907	1	2,733	12	6-6	2.43	.908	2
2018-19	PITTSBURGH	NHL	50	50	29-14-6	1,594	129	2.69	1,465	.919	4	2,880	4	0-4	3.01	.906	0
	CANADA	WC	7	--	--	--	--	2.01	--	.926	--	--	--	--	--	--	--
2019-20	PITTSBURGH	NHL	38	38	20-11-5	1,055	107	2.87	948	.899	1	2,238	3	1-2	2.50	.914	0
2020-21	OTTAWA	NHL	27	25	10-13-1	738	79	3.38	659	.893	2	1,404	--	--	--	--	--
2021-22	OTTAWA	NHL	20	20	5-12-2	640	60	3.05	580	.906	1	1,182	--	--	--	--	--
2022-23	BELLEVILLE	AHL	2	--	1-1-0	61	5	2.55	56	.918	0	118	--	--	--	--	--
	TORONTO	NHL	26	26	14-8-2	761	74	3.01	687	.903	1	1,473	--	--	--	--	--
<b>NHL TOTALS</b>			<b>272</b>	<b>264</b>	<b>146-86-24</b>	<b>8,016</b>	<b>718</b>	<b>2.79</b>	<b>7,298</b>	<b>.910</b>	<b>15</b>	<b>15,423</b>	<b>5129-21</b>	<b>2.18</b>	<b>.921</b>	<b>6</b>	
<b>LEAFS TOTALS</b>			<b>26</b>	<b>26</b>	<b>14-8-2</b>	<b>761</b>	<b>74</b>	<b>3.01</b>	<b>687</b>	<b>.903</b>	<b>1</b>	<b>1,473</b>	<b>--</b>	<b>--</b>	<b>--</b>	<b>--</b>	<b>--</b>

## NHL TRANSACTIONS

Selected by Pittsburgh in the third round (83rd overall) of the 2012 NHL Draft. Traded to Ottawa in exchange for Jonathan Gruden and a second-round pick in the 2020 NHL Draft on October 7, 2020.



# JAKE MUZZIN

# 8

## DEFENCEMAN

HT: 6'3" WT: 227

BORN: WOODSTOCK, ON 

DATE: FEBRUARY 21, 1989

SHOT: LEFT

## ACQUIRED

- Traded from Los Angeles in exchange for Sean Durzi, Carl Grundstrom and a first-round selection in the 2019 NHL Draft on January 28, 2019.

## 2022-23 HIGHLIGHTS

- Recorded one assist in four games with the Maple Leafs.

## CAREER HIGHLIGHTS

- Won the Stanley Cup with the Los Angeles Kings in 2013-14.
- Won a gold medal with Canada at the 2016 World Cup of Hockey.
- Won a gold medal with Canada at the 2015 IIHF World Championship.
- Won the Max Kaminsky Trophy as the OHL's most outstanding defenceman in 2009-10.
- Named a CHL First-Team All-Star and an OHL First-Team All-Star with Sault Ste. Marie in 2009-10.

		REGULAR SEASON														PLAYOFFS				
SEASON	TEAM	LEAGUE	GP	G	A	P	+/-	PIM	PP	SH	GW	OT	S	S%	GP	G	A	P	PIM	
2006-07	SAULT STE. MARIE	OHL	37	1	3	4	--	10	--	--	--	--	--	--	13	0	4	4	6	
2007-08	SAULT STE. MARIE	OHL	67	6	12	18	--	53	--	--	--	--	--	--	10	1	3	4	4	
	SAULT STE. MARIE	OHL	62	6	23	29	--	57	--	--	--	--	--	--	--	--	--	--	--	
2009-10	SAULT STE. MARIE	OHL	64	15	52	67	--	76	--	--	--	--	--	--	5	0	1	1	2	
	MANCHESTER	AHL	1	0	1	1	--	0	--	--	--	--	--	--	13	1	3	4	6	
2010-11	LOS ANGELES	NHL	11	0	1	1	-2	0	0	0	0	0	8	0	--	--	--	--	--	
	MANCHESTER	AHL	45	3	15	18	20	39	2	0	0	0	93	3.2	7	3	1	4	2	
2011-12	MANCHESTER	AHL	71	7	24	31	-3	40	4	0	1	0	156	4.5	3	0	1	1	2	
	LOS ANGELES	NHL	45	7	9	16	16	35	3	0	1	0	77	9.1	17	0	3	3	6	
2012-13	MANCHESTER	AHL	29	2	9	11	3	24	0	0	0	0	55	3.6	--	--	--	--	--	
	LOS ANGELES	NHL	76	5	19	24	8	58	1	0	0	0	175	2.9	26	6	6	12	8	
2014-15	LOS ANGELES	NHL	76	10	31	41	-4	22	4	0	3	0	173	5.8	--	--	--	--	--	
	CANADA	WC	10	0	8	8	14	4	0	0	0	0	13	--	--	--	--	--	--	
2015-16	LOS ANGELES	NHL	82	8	32	40	7	64	1	0	1	0	203	3.9	5	1	4	5	2	
2016-17	LOS ANGELES	NHL	82	9	19	28	-21	46	4	0	1	0	184	4.9	--	--	--	--	--	
	CANADA	WCOH	1	0	0	0	1	0	--	--	--	--	--	--	--	--	--	--	--	
2017-18	LOS ANGELES	NHL	74	8	34	42	10	40	4	0	1	0	154	5.2	2	0	0	0	2	
2018-19	LOS ANGELES	NHL	50	4	17	21	10	33	0	0	0	0	78	5.1	--	--	--	--	--	
	TORONTO	NHL	30	5	11	16	11	14	1	0	1	0	63	7.9	7	0	2	2	2	
2019-20	TORONTO	NHL	53	6	17	23	12	40	0	0	1	0	99	6.1	2	0	0	0	2	
	TORONTO	AHL	1	0	0	0	0	0	0	0	0	0	3	0.0	--	--	--	--	--	
2020-21	TORONTO	NHL	53	4	23	27	21	29	1	1	0	0	103	3.9	6	2	1	3	0	
2021-22	TORONTO	NHL	47	3	11	14	-6	16	0	0	0	0	75	4.0	7	2	1	3	2	
2022-23	TORONTO	NHL	4	0	1	1	0	2	0	0	0	0	8	0	0	0	0	0	0	
<b>NHL TOTALS</b>			<b>683</b>	<b>69</b>	<b>225</b>	<b>294</b>	<b>62</b>	<b>399</b>	<b>19</b>	<b>1</b>	<b>0</b>	<b>0</b>	<b>1,400</b>	<b>4.9</b>	<b>72</b>	<b>11</b>	<b>17</b>	<b>28</b>	<b>24</b>	
<b>LEAFS TOTALS</b>			<b>187</b>	<b>18</b>	<b>63</b>	<b>81</b>	<b>38</b>	<b>101</b>	<b>2</b>	<b>1</b>	<b>2</b>	<b>0</b>	<b>348</b>	<b>5.2</b>	<b>22</b>	<b>4</b>	<b>4</b>	<b>8</b>	<b>6</b>	

## NHL TRANSACTIONS

Selected by Pittsburgh in the fifth round (141st overall) of the 2007 NHL Draft. Signed with Los Angeles as a free agent on January 4, 2010.

# WILLIAM NYLANDER

# 88

## FORWARD

HT: 6'0" WT: 202  
 BORN: CALGARY, AB  
 DATE: MAY 1, 1996  
 SHOT: RIGHT



WILLIAM NYLANDER 88

## ACQUIRED

- Selected in the first round (8th overall) of the 2014 NHL Draft.

## 2022-23 HIGHLIGHTS

- Skated in all 82 regular season games and 11 playoff games for the Maple Leafs.
- Set a new single-season career-high in goals (40), assists (47) and points (87).
- Tied for the Maple Leafs' lead in goals with 40 while ranking second in assists and points.
- Led the Maple Leafs and tied for second in the league with three overtime goals.
- Skated in his 500th career NHL game on March 1 at EDM.
- Recorded his 400th career NHL point on Jan. 25 vs. NYR.
- Named the NHL's third star of the week ending on Dec. 11, 2022 and the NHL's second star of the week ending on Jan. 29, 2023.

## CAREER HIGHLIGHTS

- Played for Sweden at the 2022 IIHF World Championship.
- Recorded his 200th career NHL assist on Apr. 7, 2022 at DAL.
- Represented the Toronto Marlies at the 2016 AHL All-Star Classic.
- Won a gold medal with Sweden at the 2017 IIHF World Championship, earning tournament MVP and Top 3 Player on Team honours.
- Named to the 2019 IIHF World Championship All-Star Team and earned Top 3 Player on Team honours with Sweden.
- Played for Sweden at the 2015 and 2016 IIHF World Junior Championship.

SEASON	TEAM	LEAGUE	REGULAR SEASON													PLAYOFFS							
			GP	G	A	P	+/-	PIM	PP	SH	GW	OT	S	%	GP	G	A	P	PIM				
2012-13	SODERTALJE SK	SWE-I	18	6	3	9	--	6	--	--	--	--	--	--	--	--	--	--	--	--	--	--	--
2013-14	SODERTALJE SK	SWE-I	17	11	8	19	--	6	--	--	--	--	--	--	--	--	--	--	--	--	--	--	--
	ROGLE BK	SWE-I	18	4	4	8	--	10	--	--	--	--	--	--	--	--	--	--	--	--	--	--	--
2014-15	MODO	SHL	22	1	6	7	--	6	--	--	--	--	--	--	2	0	0	0	0	0	0	0	0
	MODO	SHL	21	8	12	20	3	6	--	--	--	--	--	--	--	--	--	--	--	--	--	--	--
	SWEDEN	WJC	7	3	7	10	-2	0	0	0	1	0	23	13.0	--	--	--	--	--	--	--	--	--
2015-16	TORONTO	AHL	37	14	18	32	8	4	5	0	0	0	73	19.2	5	0	3	3	0	0	0	0	0
	TORONTO	NHL	22	6	7	13	1	4	1	0	1	0	43	14.0	--	--	--	--	--	--	--	--	--
	TORONTO	AHL	38	18	27	45	7	10	3	0	4	0	112	16.1	14	7	4	11	2	2	2	2	2
2016-17	SWEDEN	WJC	1	1	0	1	2	0	0	0	0	0	1	--	--	--	--	--	--	--	--	--	--
	TORONTO	NHL	81	22	39	61	-3	32	9	0	2	0	205	10.7	6	1	3	4	2	2	2	2	2
	SWEDEN	WC	10	7	7	14	11	2	1	0	2	0	28	25.0	--	--	--	--	--	--	--	--	--
2017-18	TORONTO	NHL	82	20	41	61	20	10	5	0	8	2	184	10.9	7	1	3	4	0	0	0	0	0
	TORONTO	NHL	54	7	20	27	-4	16	1	0	0	0	130	5.4	7	1	2	3	2	2	2	2	2
2018-19	SWEDEN	WC	8	5	13	18	16	0	0	0	0	0	19	26.3	--	--	--	--	--	--	--	--	--
	TORONTO	NHL	68	31	28	59	-2	12	9	0	7	1	197	15.7	5	2	2	4	0	0	0	0	0
2020-21	TORONTO	NHL	51	17	25	42	10	16	4	0	2	1	133	12.8	7	5	3	8	4	4	4	4	4
2021-22	TORONTO	NHL	81	34	46	80	-9	16	13	0	7	2	256	13.3	7	3	4	7	4	4	4	4	4
	SWEDEN	WC	3	3	2	5	0	2	2	0	2	0	--	--	--	--	--	--	--	--	--	--	--
2022-23	TORONTO	NHL	82	40	47	87	10	28	9	0	5	3	293	13.65	11	4	6	10	2	2	2	2	2
<b>NHL TOTALS</b>			<b>521</b>	<b>177</b>	<b>253</b>	<b>430</b>	<b>23</b>	<b>134</b>	<b>51</b>	<b>0</b>	<b>32</b>	<b>9</b>	<b>1,441</b>	<b>12.3</b>	<b>50</b>	<b>17</b>	<b>23</b>	<b>40</b>	<b>14</b>	<b>14</b>	<b>14</b>	<b>14</b>	<b>14</b>



## RYAN REAVES

75

FORWARD

HT: 6'2" WT: 226

BORN: WINNIPEG, MB 

DATE: JANUARY 20, 1987

SHOT: RIGHT

## ACQUIRED

- Signed as a free agent on July 1, 2023.

## 2022-23 HIGHLIGHTS

- Skated in his 800th career NHL game on Feb. 13 vs. FLA.
- Recorded the 1,000th penalty minute of his NHL career on Jan. 26 vs. PHI.

## CAREER HIGHLIGHTS

- Led the league in hits during the 2019-20 season (316) and the 2018-19 season (305).

SEASON TEAM	LEAGUE	REGULAR SEASON													PLAYOFFS				
		GP	G	A	P	+/-	PIM	PP	SH	GW	OT	S	S%	GP	G	A	P	PIM	
2004-05 BRANDON	WHL	64	7	9	16	-5	79	1	0	2	--	--	--	23	2	4	6	43	
2005-06 BRANDON	WHL	68	14	14	28	-3	91	2	0	1	--	--	--	6	0	1	1	8	
2006-07 BRANDON	WHL	69	15	20	35	11	76	1	2	3	--	--	--	11	1	4	5	19	
2007-08 ALASKA	ECHL	9	2	0	2	--	42	--	--	--	--	--	--	2	0	0	0	22	
	AHL	31	4	3	7	5	46	0	0	3	--	18	22.2	--	--	--	--	--	
2008-09 PEORIA	AHL	57	8	9	17	9	130	0	1	0	--	54	14.8	4	0	0	0	2	
2009-10 PEORIA	AHL	76	4	7	11	-16	167	0	0	0	--	64	6.3	--	--	--	--	--	
2010-11 PEORIA	AHL	50	4	6	10	-3	146	0	0	1	--	56	7.1	--	--	--	--	--	
	NHL	28	2	4	-1	78	0	0	1	0	16	12.5	--	--	--	--	--	--	
2011-12 ST. LOUIS	NHL	60	3	1	4	0	124	0	0	1	0	32	9.38	2	0	0	0	0	
2012-13 ORLANDO	ECHL	13	6	3	9	--	34	--	--	--	--	--	--	--	--	--	--	--	
	NHL	43	4	2	6	3	79	0	0	1	0	24	16.67	6	0	0	0	2	
2013-14 ST. LOUIS	NHL	63	2	6	8	-1	126	0	0	0	0	25	8	6	0	0	0	6	
2014-15 ST. LOUIS	NHL	81	6	6	12	-3	116	0	0	1	0	55	10.91	6	1	0	1	0	
2015-16 ST. LOUIS	NHL	64	3	1	4	-6	68	0	0	0	0	31	9.68	5	0	0	0	7	
2016-17 ST. LOUIS	NHL	80	7	6	13	4	104	0	0	1	0	58	12.07	11	0	0	0	8	
2017-18 PITTSBURGH	NHL	58	4	4	8	-9	84	0	0	1	0	34	11.76	--	--	--	--	--	
	NHL	21	0	2	2	2	10	0	0	0	0	8	0	10	2	0	2	18	
2018-19 VEGAS	NHL	80	9	11	20	1	74	3	0	2	0	95	9.47	7	0	0	0	17	
2019-20 VEGAS	NHL	71	8	7	15	-5	47	0	0	1	0	61	13.1	19	0	4	4	14	
2020-21 VEGAS	NHL	37	1	4	5	0	27	0	0	0	0	26	3.8	12	0	1	1	16	
2021-22 NY RANGERS	NHL	69	5	8	13	-13	43	0	0	0	0	44	11.4	18	0	0	0	12	
2022-23 NY RANGERS	NHL	12	0	0	0	-5	12	0	0	0	0	3	0	--	--	--	--	--	
	MINNESOTA	61	5	10	15	-1	31	0	0	0	0	45	11.1	6	0	0	0	14	
<b>NHL TOTALS</b>		<b>828</b>	<b>59</b>	<b>70</b>	<b>129</b>	<b>-34</b>	<b>1,023</b>	<b>3</b>	<b>0</b>	<b>9</b>	<b>0</b>	<b>557</b>	<b>10.6</b>	<b>108</b>	<b>3</b>	<b>5</b>	<b>8</b>	<b>114</b>	


## NHL TRANSACTIONS

Selected by St. Louis in the fifth round (156th overall) in the 2005 NHL Draft. Traded to Pittsburgh by St. Louis with St. Louis' 2nd round pick (Zachary Lauzon) in 2017 NHL Draft for Oscar Sundqvist and Pittsburgh's 1st round pick (Klim Kostin) in 2017 NHL Draft on June 23, 2017. Traded to Vegas by Pittsburgh with Vancouver's 4th round pick (previously acquired) in 2018 NHL Draft for Derick Brassard on February 23, 2018. Traded to NY Rangers by Vegas for a 3rd-round pick in 2022 NHL Draft on July 29, 2021. Traded to Minnesota by NY Rangers for a 5th-round pick in the 2025 NHL Draft on November 23, 2022.

# MORGAN RIELLY

# 44

## DEFENCEMAN

HT: 6'1" WT: 225  
 BORN: VANCOUVER, BC   
 DATE: MARCH 9, 1994  
 SHOT: LEFT



MORGAN RIELLY 44

## ACQUIRED

- Selected in the first round (5th overall) of the 2012 NHL Draft.

## 2022-23 HIGHLIGHTS

- Ranked second among Maple Leaf skaters during the 2023 Stanley Cup Playoffs with 12 points (4G, 8A).
- Led the Maple Leafs in ice time per game with 21:42.
- Skated in his 700th career NHL game on March 1 at EDM.

## CAREER HIGHLIGHTS

- Became the third defenceman in Maple Leafs history to record multiple 50-assist seasons, joining Borje Salming (5x) and Ian Turnbull (2x).
- Became the second defenceman in Maple Leaf history, joining Borje Salming, to begin his career with seven consecutive 20-assist seasons.
- Skated in his 500th career NHL game on Dec. 4, 2019 vs. COL.
- Played for Team North America at the 2016 World Cup of Hockey.
- Won a gold medal and named Top 3 Player on Team for Team Canada at the 2016 IIHF World Championship.
- Played for Team Canada at the 2013 IIHF World Junior Hockey Championship.
- Named the WHL's Eastern Conference Defenceman of the Year in 2012-13.
- Named to the WHL First All-Star Team in 2012-13.

		REGULAR SEASON													PLAYOFFS				
SEASON	TEAM	LEAGUE	GP	G	A	P	+/-	PIM	PP	SH	GW	OT	S	%	GP	G	A	P	PIM
2010-11	MOOSE JAW	WHL	65	6	22	28	--	21	3	0	--	--	--	--	6	0	6	6	0
2011-12	MOOSE JAW	WHL	18	3	15	18	--	2	0	0	--	--	--	--	5	0	3	3	0
2012-13	MOOSE JAW	WHL	60	12	42	54	--	19	6	0	--	--	--	--	--	--	--	--	--
	CANADA	WJC	6	1	2	3	--	0	1	0	0	--	--	--	--	--	--	--	--
	TORONTO	AHL	14	1	2	3	-1	0	0	0	0	0	40	2.5	8	1	0	1	0
2013-14	TORONTO	NHL	73	2	25	27	-13	12	1	0	0	0	96	2.1	--	--	--	--	--
2014-15	TORONTO	NHL	81	8	21	29	-16	14	1	0	0	0	148	5.1	--	--	--	--	--
2015-16	TORONTO	NHL	82	9	27	36	-17	28	2	1	0	0	167	5.4	--	--	--	--	--
	CANADA	WC	10	1	2	3	7	2	0	1	0	1	17	5.9	--	--	--	--	--
2016-17	TORONTO	NHL	76	6	21	27	-20	21	1	0	1	0	171	3.5	6	1	4	5	2
	NORTH AMERICA	WCOH	3	1	1	2	0	0	0	0	1	10	10.0	--	--	--	--	--	--
2017-18	TORONTO	NHL	76	6	46	52	-4	14	1	0	0	0	182	3.3	7	0	5	5	4
2018-19	TORONTO	NHL	82	20	52	72	24	14	3	0	5	2	223	9.0	7	1	4	5	0
2019-20	TORONTO	NHL	47	3	24	27	6	24	0	0	2	1	123	2.4	5	1	0	1	2
2020-21	TORONTO	NHL	55	5	30	35	11	14	1	0	1	1	101	5.0	7	1	2	3	0
2021-22	TORONTO	NHL	82	10	58	68	16	40	2	0	3	0	221	4.5	7	3	3	6	17
2022-23	TORONTO	NHL	65	4	37	41	-9	21	1	0	1	0	126	3.17	11	4	8	12	6
<b>NHL TOTALS</b>			<b>719</b>	<b>73</b>	<b>341</b>	<b>414</b>	<b>-22</b>	<b>202</b>	<b>13</b>	<b>1</b>	<b>13</b>	<b>5</b>	<b>1,558</b>	<b>4.7</b>	<b>50</b>	<b>11</b>	<b>26</b>	<b>37</b>	<b>31</b>



# ILYA SAMSONOV

# 35

## GOALTENDER

HT: 6'4" WT: 217  
 BORN: MAGNITOGORSK, RUS   
 DATE: FEBRUARY 22, 1997  
 CATCHES: LEFT

## ACQUIRED

- Signed as a free agent on July 13, 2022.

## 2022-23 HIGHLIGHTS

- Set a new single-season career-high in wins (27).
- Went 9-0-0 through his first nine home games of the season with the Maple Leafs, tying Bruce Gamble for the longest such run in franchise history.
- Earned the 10th shutout of his NHL career and set a new single-season career-high with his fourth shutout of the season on April 1 at OTT.
- Made his debut with the Maple Leafs on Oct. 13 vs. WSH.

## CAREER HIGHLIGHTS

- Named NHL's Second Star of the Week for the week ending Nov. 21, 2021.
- Became the second rookie goaltender in NHL history, joining Brent Johnston, to win each of their first 10 career games on the road with his 10th straight away victory on Jan. 31, 2020 at OTT.
- Tied an NHL record held by George Hainsworth for the second-longest win streak by a rookie by winning 11 consecutive games from Nov. 30 to Jan. 31, 2020.
- Won the Gagarin Cup with Metallurg Magnitogorsk in 2015-16.
- Represented Russia at the 2016 (silver) and 2017 (bronze) IIHF World Junior Championships.
- Earned a spot on the tournament all-star team and named a Top 3 Player on Russia at the 2017 IIHF World Junior Championship.

### REGULAR SEASON

### PLAYOFFS

SEASON	TEAM	LEAGUE	GP	GS	W-L-OT	SA	GA	GAA	S	SV%	SO	MIN	GP	W-L	GAA	SV%	SO
2014-15	MAGNITOGORSK	KHL	1	--	0-0-0	--	2	5.50	--	--	0	22	--	--	--	--	--
2015-16	MAGNITOGORSK	KHL	19	--	6-4-0	--	29	2.04	--	--	2	853	6	2-2	2.29	.916	0
	RUSSIA	WJC	2	--	2-0-0	45	2	1.00	--	--	0	120	--	--	--	--	--
2016-17	MAGNITOGORSK	KHL	27	--	--	--	--	2.13	--	--	--	--	3	1-0	1.28	.949	0
	RUSSIA	WJC	6	--	--	--	--	2.11	--	.930	--	--	--	--	--	--	--
			6	--	--	--	--	2.11	--	.930	--	--	--	--	--	--	--
2017-18	MAGNITOGORSK	KHL	26	--	--	--	--	2.31	--	.926	--	--	5	1-2	2.30	.913	0
2018-19	HERSHEY	AHL	37	36	20-14-2	967	99	2.70	868	.898	868	2022	.	5	2-3	2.99	.897
2019-20	WASHINGTON	NHL	26	22	16-6-2	689	60	2.55	629	.913	1	1,411	--	--	--	--	--
2020-21	WASHINGTON	NHL	19	18	13-4-1	499	49	2.69	450	.902	2	1,093	3	0-3	2.99	.899	0
	HERSHEY	AHL	4	4	2-1-1	99	13	3.25	86	.869	0	240	--	--	--	--	--
2021-22	WASHINGTON	NHL	44	39	23-12-5	1,145	119	3.02	1,026	.896	3	2,361	5	1-3	2.97	.912	0
2022-23	TORONTO	NHL	42	40	27-10-5	1,184	96	2.33	1,088	.918	4	2,475	9	4-4	3.13	.898	0
	<b>NHL TOTALS</b>		<b>131</b>	<b>119</b>	<b>79-32-13</b>	<b>3,517</b>	<b>324</b>	<b>2.65</b>	<b>3,193</b>	<b>.908</b>	<b>10</b>	<b>7,340</b>	<b>17</b>	<b>5-10</b>	<b>3.06</b>	<b>.902</b>	<b>0</b>
	<b>LEAFS TOTALS</b>		<b>42</b>	<b>40</b>	<b>27-10-5</b>	<b>1,184</b>	<b>96</b>	<b>2.33</b>	<b>1,088</b>	<b>.919</b>	<b>4</b>	<b>2,475</b>	<b>9</b>	<b>4-4</b>	<b>3.13</b>	<b>.898</b>	<b>0</b>

## NHL TRANSACTIONS

Selected by the Washington Capitals in the first round (22nd overall) of the 2015 NHL Draft.



# JOHN TAVARES

# 91

## FORWARD

HT: 6'1" WT: 211

BORN: OAKVILLE, ON 

DATE: SEPTEMBER 20, 1990

SHOT: LEFT



JOHN TAVARES 91

## ACQUIRED

- Signed as a free agent on July 1, 2018.

## 2022-23 HIGHLIGHTS

- Set a single-season career-high with 18 powerplay goals, the second most in franchise history.
- Skated in his 1,000th career NHL game on Jan. 29 vs. WSH.
- Recorded his 900th career NHL point on Oct. 17 vs. ARI and posted his 400th career NHL goal on Nov. 15 at PIT.
- Led the Maple Leafs with nine game-winning goals.

## CAREER HIGHLIGHTS


- Named the 25th captain in Maple Leafs history on Oct. 2, 2019.
- Selected to represent the Maple Leafs at the 2019 NHL All-Star Game.
- Nominated for the King Clancy Memorial Trophy in 2020-21.
- Named the CHL and OHL Rookie of the Year in 2005-06, the CHL Player of the Year and OHL Most Outstanding Player in 2006-07.
- Named to a CHL First-Team All-Star in 2006-07 and 2008-09.
- Won a gold medal with Canada at the 2016 World Cup of Hockey.
- Won a gold medal with Canada at the 2014 Winter Olympics.
- Played for Canada at the IIHF World Championships in 2012, 2011 and 2010.
- Selected to play for Canada at the 2019 IIHF World Championship but was forced to withdraw due to injury.
- Won gold medals with Canada at the 2008 and 2009 IIHF World Junior Championship, earning tournament MVP and Best Forward honours in 2009.
- Won the 2012 Spengler Cup with Canada.

### REGULAR SEASON

SEASON TEAM		LEAGUE	GP	G	A	P	+/-	PIM	PP	SH	GW	OT	S	S%	PLAYOFFS				
GP	G	A	P	PIM	PP	SH	GW	OT	S	S%	GP	G	A	P	PIM				
2005-06	OSHAWA	OHL	65	45	32	77	-13	72	12	4	--	--	--	--	--	--	--	--	--
2006-07	OSHAWA	OHL	67	72	62	134	25	60	34	6	--	--	--	--	9	7	12	19	6
2007-08	OSHAWA	OHL	59	40	78	118	22	69	14	4	--	--	--	--	15	3	13	16	20
	CANADA	WJC	7	4	1	5	--	2	--	--	--	--	--	--	--	--	--	--	--
2008-09	OSHAWA	OHL	32	26	28	54	5	32	9	5	--	--	--	--	--	--	--	--	--
	LONDON	OHL	24	32	18	50	5	22	12	1	--	--	--	--	14	10	11	21	8
	CANADA	WJC	6	8	7	15	--	0	--	--	--	--	--	--	--	--	--	--	--
2009-10	NY ISLANDERS	NHL	82	24	30	54	-15	22	11	0	2	0	186	12.9	--	--	--	--	--
	CANADA	WC	7	7	0	7	--	6	--	--	--	--	--	--	--	--	--	--	--
2010-11	NY ISLANDERS	NHL	79	29	38	67	-16	53	9	0	4	3	243	11.9	--	--	--	--	--
	CANADA	WC	7	5	4	9	6	12	0	--	0	--	--	--	--	--	--	--	--
2011-12	NY ISLANDERS	NHL	82	31	50	81	-6	26	7	0	8	1	286	10.8	--	--	--	--	--
	CANADA	WC	8	4	5	9	4	12	0	--	0	--	--	--	--	--	--	--	--
2012-13	NY ISLANDERS	NHL	48	28	19	47	-2	18	9	0	5	0	162	17.3	--	--	--	--	--
	BERN SC	NLA	28	17	25	42	16	28	--	--	--	--	--	--	--	--	--	--	--
2013-14	NY ISLANDERS	NHL	59	24	42	66	-6	40	8	0	4	0	188	12.8	6	3	2	5	4
	CANADA	OLY	4	0	0	0	3	0	0	--	0	--	6	--	--	--	--	--	--
2014-15	NY ISLANDERS	NHL	82	38	48	86	5	46	13	1	8	4	278	13.7	7	2	4	6	2
2015-16	NY ISLANDERS	NHL	78	33	37	70	6	38	7	0	5	0	250	13.2	11	6	5	11	6
2016-17	NY ISLANDERS	NHL	77	28	38	66	4	38	7	2	3	1	260	10.8	--	--	--	--	--
	CANADA	WC0H	6	1	3	4	2	0	--	--	--	--	--	--	--	--	--	--	--
2017-18	NY ISLANDERS	NHL	82	37	47	84	-12	26	12	3	2	2	257	14.4	--	--	--	--	--
2018-19	TORONTO	NHL	82	47	41	88	19	34	10	0	8	1	286	16.4	7	2	3	5	0
2019-20	TORONTO	NHL	63	26	34	60	-7	24	7	0	4	3	197	13.2	5	2	1	3	0
2020-21	TORONTO	NHL	56	19	31	50	12	14	6	0	2	0	163	11.7	1	0	0	0	0
2021-22	TORONTO	NHL	79	27	49	76	-8	32	10	0	3	0	237	11.4	7	3	3	6	2
2022-23	TORONTO	NHL	80	36	44	80	-7	34	18	0	9	1	277	13	11	4	4	8	4
	<b>NHL TOTALS</b>		<b>1,029</b>	<b>427</b>	<b>548</b>	<b>975</b>	<b>-33</b>	<b>445</b>	<b>134</b>	<b>3</b>	<b>68</b>	<b>16</b>	<b>3,270</b>	<b>13.1</b>	<b>55</b>	<b>22</b>	<b>22</b>	<b>44</b>	<b>18</b>
	<b>LEAFS TOTALS</b>		<b>360</b>	<b>155</b>	<b>199</b>	<b>354</b>	<b>9</b>	<b>138</b>	<b>51</b>	<b>0</b>	<b>26</b>	<b>5</b>	<b>1,160</b>	<b>13.4</b>	<b>31</b>	<b>11</b>	<b>11</b>	<b>22</b>	<b>6</b>

## NHL TRANSACTIONS

Selected by the New York Islanders in the first round (1st overall) of the 2009 NHL Draft.



## CONOR TIMMINS

25

## DEFENCEMAN

HT: 6'2" WT: 206

BORN: ST. CATHARINES, ON 

DATE: SEPTEMBER 18, 1998

SHOT: RIGHT

## ACQUIRED

- Traded from Arizona in exchange for Curtis Douglas on November 23, 2022.

## 2022-23 HIGHLIGHTS

- Scored the first goal of his NHL career on Jan. 8 at PHI.
- Recorded his first point as a Maple Leaf with an assist on Dec. 8 vs. LAK.
- Made his Maple Leafs debut on Dec. 6 at DAL.
- Skated in two games with Arizona and recorded three assists in six games with the Tucson Roadrunners before being traded to the Maple Leafs on Nov. 23.

## CAREER HIGHLIGHTS

- Won a gold medal with Canada during the 2018 IIHF World Junior Championship.

SEASON TEAM	LEAGUE	GP	G	A	P	+/-	PIM	PP	SH	GW	OT	S	S%	PLAYOFFS				
														GP	G	A	P	PIM
2015-16 SAULT STE. MARIE	OHL	60	4	9	13	27	20	0	0	1	--	--	--	12	0	1	1	6
2016-17 SAULT STE. MARIE	OHL	67	7	54	61	53	69	4	0	0	--	--	--	11	1	7	8	10
2017-18 SAULT STE. MARIE	OHL	36	8	33	41	18	43	4	0	1	--	--	--	23	5	13	18	16
2019-20 COLORADO	NHL	2	0	0	0	0	0	0	0	0	0	1	0.0	2	0	0	0	4
COLORADO	AHL	40	3	24	27	-1	38	0	0	1	--	84	3.6	--	--	--	--	--
2020-21 COLORADO	NHL	31	0	7	7	6	8	0	0	0	0	31	0.0	10	0	0	0	0
COLORADO	AHL	6	1	3	4	-3	4	1	0	0	--	16	6.3	--	--	--	--	--
2021-22 ARIZONA	NHL	6	0	0	0	-6	0	0	0	0	0	5	0.0	--	--	--	--	--
2022-23 ARIZONA	NHL	2	0	0	0	-2	0	0	0	0	0	3	0.0	--	--	--	--	--
TUCSON	AHL	6	0	3	3	-10	12	0	0	0	--	8	0.0	--	--	--	--	--
TORONTO	NHL	25	2	12	14	1	8	0	0	1	0	16	12.5	--	--	--	--	--
<b>NHL TOTALS</b>		<b>66</b>	<b>2</b>	<b>19</b>	<b>21</b>	<b>1</b>	<b>16</b>	<b>0</b>	<b>0</b>	<b>1</b>	<b>0</b>	<b>56</b>	<b>3.6</b>	--	--	--	--	--
<b>LEAFS TOTALS</b>		<b>25</b>	<b>2</b>	<b>12</b>	<b>14</b>	<b>1</b>	<b>8</b>	<b>0</b>	<b>0</b>	<b>1</b>	<b>0</b>	<b>16</b>	<b>12.5</b>	--	--	--	--	--

## NHL TRANSACTIONS

Selected by the Colorado Avalanche in the second round (32nd overall) of the 2017 NHL Draft.



# NHL FIRSTS AND CAREER-HIGHS



## SIMON BENOIT

### NHL FIRSTS

GAME: Apr. 28, 2020 (ANA) at LAK  
GOAL: Oct. 28, 2021 (ANA) vs. BUF (Craig Anderson)  
POINT: Oct. 28, 2021 (ANA) vs. BUF (Goal)

### LONGEST NHL STREAKS

GOALS: 2 (Jan. 19 to Jan. 21, 2023) (2G)  
ASSISTS: N/A  
POINTS: 2 (Jan. 19 to Jan. 21, 2023) (2G)

## TYLER BERTUZZI

### NHL FIRSTS

GAME: Nov. 8, 2016 (DET) at PHI  
GOAL: Jan. 14, 2018 (DET) at CHI (Jeff Glass)  
POINT: Dec. 27, 2017 (DET) at NJD (Assist)

### LONGEST NHL STREAKS

GOALS: 3 (2x - Last: Mar. 6 to Mar. 10, 2020) (3G)  
ASSISTS: 5 (2x - Last: Jan. 15 to Jan. 26, 2022) (7A)  
POINTS: 5 (3x - Last: Jan. 15 to Jan. 26, 2022) (3G, 7A)

## TJ BRODIE

### NHL FIRSTS

GAME: Oct. 7, 2010 (CGY) at EDM  
GOAL: Nov. 27, 2018 (CGY) at MIN (Niklas Backstrom)  
POINT: Nov. 18, 2011 (CGY) vs. CHI (Assist)

### LONGEST NHL STREAKS

GOALS: 3 (2x - Last: Dec. 14, 2021 to Jan. 5, 2022) (3G)  
ASSISTS: 5 (2x - Feb. 5 to 12, 2016) (6A)  
POINTS: 7 (Nov. 28 to Dec. 15, 2015) (2G, 6A)

## KYLE CLIFFORD

### NHL FIRSTS

GAME: Oct. 9, 2010 (LAK) at VAN  
GOAL: Dec. 9, 2010 (LAK) vs. CGY (Miikka Kiprusoff)  
POINT: Dec. 2, 2010 (LAK) vs. FLA (Assist)

### LONGEST NHL STREAKS

GOALS: 2 (Last: Apr. 1 to Apr. 2, 2019) (2G)  
ASSISTS: 2 (Last: Dec. 11 to Dec. 14, 2021) (2A)  
POINTS: 4 (Jan. 19 to Jan. 26, 2013) (1G, 4A)

## MAX DOMI

### NHL FIRSTS

GAME: Oct. 9, 2015 (ARI) at LAK  
GOAL: Oct. 9, 2015 (ARI) at LAK (Jonathan Quick)  
POINT: Oct. 9, 2015 (ARI) at LAK (Assist)

### LONGEST NHL STREAKS

GOALS: 6 (Dec. 19 to Dec. 31, 2019) (6G)  
ASSISTS: 6 (Oct. 12 to Oct. 24, 2019) (6A)  
POINTS: 11 (Nov. 1 to Nov. 21, 2018) (6G, 9A)

### NHL SINGLE-GAME HIGHS

CAREER HAT TRICKS: None  
GOALS: 1 (4x - Last: Jan. 21, 2023 (ANA) at BUF)  
ASSISTS: 2 (Mar. 17, 2023 (ANA) vs. CBJ)  
POINTS: 2 (Mar. 17, 2023 (ANA) vs. CBJ) (2A)

### REGULAR SEASON SHOOTOUT ATTEMPTS

None

### REGULAR SEASON PENALTY SHOTS

None

### NHL SINGLE-GAME HIGHS

CAREER HAT TRICKS: 2 (Last: Oct. 14, 2021 (DET) vs. TBL) (4G)  
GOALS: 4 (Oct. 14, 2021 (DET) vs. TBL)  
ASSISTS: 3 (4x - Last: Apr. 9, 2023 (BOS) at PHI)  
POINTS: 4 (4x - Last: Nov. 6, 2021 (DET) at BUF) (2G, 2A)

### REGULAR SEASON SHOOTOUT ATTEMPTS

0/4 (0%)

### REGULAR SEASON PENALTY SHOTS

None

### NHL SINGLE-GAME HIGHS

CAREER HAT TRICKS: None  
GOALS: 2 (2x - Last: Oct. 7, 2017 (CGY) vs. WPG)  
ASSISTS: 4 (Feb. 3, 2017 (CGY) at NJD)  
POINTS: 4 (2x - Last: Oct. 7, 2017 (CGY) vs. WPG) (2G, 2A)

### REGULAR SEASON SHOOTOUT ATTEMPTS

0/3 (0%)

### REGULAR SEASON PENALTY SHOTS

1. Dec. 27, 2022 at STL (Jordan Binnington, no goal)

### NHL SINGLE-GAME HIGHS

CAREER HAT TRICKS: None  
GOALS: 2 (2x - Last: Mar. 10, 2015 (LAK) at COL)  
ASSISTS: 2 (6x - Last: Oct. 5, 2019 (LAK) at EDM)  
POINTS: 2 (12x - Last: Jan. 14, 2020 (LAK) at TBL)

### REGULAR SEASON SHOOTOUT ATTEMPTS

None

### REGULAR SEASON PENALTY SHOTS

None

### NHL SINGLE-GAME HIGHS

CAREER HAT TRICKS: 1 (Jan. 12, 2016 (ARI) vs. EDM)  
GOALS: 3 (Jan. 12, 2016 (ARI) vs. EDM)  
ASSISTS: 3 (5x - Last: Feb. 19, 2023 (CHI) vs. TOR)  
POINTS: 5 (Feb. 26, 2019 (MTL) at DET) (2G, 3A)

### REGULAR SEASON SHOOTOUT ATTEMPTS

0/9 (0%)

### REGULAR SEASON PENALTY SHOTS

1. April 6, 2017 (ARI) vs. VAN (Ryan Miller, no goal)

# NHL FIRSTS AND CAREER-HIGHS



## DYLAN GAMBRELL

### NHL FIRSTS

GAME: Apr. 3, 2018 (SJS) vs. DAL  
GOAL: Oct. 22, 2019 (SJS) at BUF (Carter Hutton)  
POINT: Oct. 8, 2019 (SJS) at NSH (Assist)

### LONGEST NHL STREAKS

GOALS: 2 (2x – Last: Apr. 9 to Apr. 10, 2021) (2G)  
ASSISTS: 3 (Feb. 27 to Mar. 2, 2023) (3A)  
POINTS: 3 (2x – Last: Feb. 27 to Mar. 2, 2023) (3A)

## MARK GIORDANO

### NHL FIRSTS

GAME: Jan. 30, 2006 (CGY) at STL  
GOAL: Oct. 14, 2006 (CGY) at TOR (Andrew Raycroft)  
POINT: Apr. 8, 2006 (CGY) at VAN (Assist)

### LONGEST NHL STREAKS

GOALS: 3 (Last: Dec. 12 to Dec. 16, 2018) (3G)  
ASSISTS: 6 (Oct. 31 to Nov. 10, 2014) (8A)  
POINTS: 9 (Last: Oct. 28 to Nov. 15, 2014) (5G, 9A)

## CALLE JÄRNKROK

### NHL FIRSTS

GAME: Mar. 21, 2014 (NSH) at CGY  
GOAL: Mar. 27, 2014 (NSH) vs. BUF (Matt Hackett)  
POINT: Mar. 21, 2014 (NSH) at CGY (Assist)

### LONGEST NHL STREAKS

GOALS: 3 (2x – Last: Dec. 22 to Dec. 29, 2022) (3G)  
ASSISTS: 5 (Feb. 22 to Mar. 2, 2018) (5A)  
POINTS: 5 (3x – Last: Dec. 20 to Dec. 31, 2022) (3G, 4A)

## MARTIN JONES

### NHL FIRSTS

GAME: Dec. 3, 2013 (LAK) at ANA (28 saves, 3-2 SOW)  
WIN: Dec. 3, 2013 (LAK) at ANA (28 saves, 3-2 SOW)  
SHUTOUT: Dec. 7, 2013 (LAK) vs. NYI (16 saves, 3-0 W)

### LONGEST NHL STREAKS

WINS: 8 (2x – Last: Dec. 27 to Jan. 15, 2018-19)  
LOSSES: 8 (Jan. 1 to Feb. 22, 2022)

## DAVID KÄMPF

### NHL FIRSTS

GAME: Dec. 28, 2017 (CHI) at VAN  
GOAL: Jan. 12, 2018 (CHI) vs. WPG (Connor Hellebuyck)  
POINT: Jan. 3, 2018 (CHI) at NYR (Assist)

### LONGEST NHL STREAKS

GOALS: 2 (3x – Last: Apr. 17 to Apr. 19, 2022) (2G)  
ASSISTS: 3 (2x – Last: Mar 11 to Mar 15, 2021) (3A)  
POINTS: 3 (4x – Last: Feb. 14 to Feb. 19, 2022) (2G, 1A)

### NHL SINGLE-GAME HIGHS

CAREER HAT TRICKS: None  
GOALS: 1 (17x – Last: Apr. 13, 2023 (OTT) at BUF)  
ASSISTS: 2 (Oct. 10, 2019 (SJS) at CHI)  
POINTS: 2 (Oct. 10, 2019 (SJS) at CHI) (2A)

### REGULAR SEASON SHOOTOUT ATTEMPTS

None

### REGULAR SEASON PENALTY SHOTS

None

### NHL SINGLE-GAME HIGHS

CAREER HAT TRICKS: None  
GOALS: 2 (6x – Last: Jan. 13, 2019 (CGY) vs. ARI)  
ASSISTS: 3 (6x – Last: Mar. 1, 2020 (CGY) at FLA)  
POINTS: 4 (Nov. 1, 2018 (CGY) vs. COL) (1G, 3A)

### REGULAR SEASON SHOOTOUT ATTEMPTS

0/1 (0%)

### REGULAR SEASON PENALTY SHOTS

None

### NHL SINGLE-GAME HIGHS

CAREER HAT TRICKS: 1 (Nov. 17, 2018 (NSH) vs. LAK)  
GOALS: 3 (Nov. 17, 2018 (NSH) vs. LAK)  
ASSISTS: 3 (2x – Last: Mar. 15, 2021 (NSH) at TBL)  
POINTS: 4 (Mar. 15, 2021 (NSH) at TBL) (1G, 3A)

### REGULAR SEASON SHOOTOUT ATTEMPTS

2/9 (22.2%), 1 GDG

### REGULAR SEASON PENALTY SHOTS

None

### NHL SINGLE-GAME HIGHS

MOST SAVES: 47 (Mar. 7, 2016 (SJS) at CGY)  
MOST SHOTS: 50 (Dec. 6, 2021 (PHI) vs. COL)

### REGULAR SEASON SHOOTOUT RESULTS

28/118 (.763%), 19-10

### REGULAR SEASON PENALTY SHOTS

- March 12, 2016 (SJS) vs. WSH (Jay Beagle, no goal)
- March 1, 2018 (SJS) vs. CHI (Anthony Duclair, no goal)
- November 11, 2018 (SJS) vs. CGY (Sam Bennett, no goal)
- October 15, 2022 (SEA) vs. VGK (Chandler Stephenson, no goal)

### NHL SINGLE-GAME HIGHS

CAREER HAT TRICKS: None  
GOALS: 1 (35x – Last: Mar. 1, 2023 at EDM)  
ASSISTS: 2 (3x – Last: Jan. 29, 2022 at DET)  
POINTS: 2 (8x – Last: Feb. 26, 2022) (1G, 1A)

### REGULAR SEASON SHOOTOUT ATTEMPTS

None

### REGULAR SEASON PENALTY SHOTS

- Apr. 2, 2023 vs. DET (Alex Nedeljkovic, no goal)

# NHL FIRSTS AND CAREER-HIGHS



## JOHN KLINGBERG

### NHL FIRSTS

GAME: Nov. 11, 2014 (DAL) at ARI  
GOAL: Nov. 20, 2014 (DAL) vs. ARI (Mike Smith)  
POINT: Nov. 16, 2014 (DAL) at CHI (Assist)

### LONGEST NHL STREAKS

GOALS: 3 (2x – Last: Oct. 9 to Oct. 15, 2018) (3G)  
ASSISTS: 7 (Dec. 31, 2017 to Jan. 16, 2018) (11A)  
POINTS: 8 (Dec. 29, 2017 to Jan. 16, 2018) (2G, 10A)

## WILLIAM LAGESSON

### NHL FIRSTS

GAME: Dec. 31, 2019 (EDM) vs. NYR  
GOAL: N/A  
POINT: Feb. 6, 2021 (EDM) at CGY (Assist)

### LONGEST NHL STREAKS

GOALS: N/A  
ASSISTS: 2 (Feb. 6 to Feb. 8, 2021) (2A)  
POINTS: 2 (Feb. 6 to Feb. 8, 2021) (2A)

## MAX LAJOIE

### NHL FIRSTS

GAME: Oct. 4, 2018 (OTT) vs. CHI  
GOAL: Oct. 4, 2018 (OTT) vs. CHI (Cam Ward)  
POINT: Oct. 4, 2018 (OTT) vs. CHI (Goal)

### LONGEST NHL STREAKS

GOALS: N/A  
ASSISTS: 2 (Oct. 10 to Oct. 13, 2018) (2A)  
POINTS: 3 (Oct. 10 to Oct. 15, 2018) (3G, 2A)

## TIMOTHY LILJEGREN

### NHL FIRSTS

GAME: Jan. 18, 2020 vs. CHI  
GOAL: Jan. 15, 2022 at STL (Jordan Binnington)  
POINT: Feb. 15, 2020 at OTT (Assist)

### LONGEST NHL STREAKS

GOALS: 2 (Mar. 31 to Apr. 2, 2022) (2G)  
ASSISTS: 4 (Mar. 5 to Mar. 10, 2022) (4A)  
POINTS: 4 (Mar. 5 to Mar. 10, 2022) (4A)

## MITCH MARNER

### NHL FIRSTS

GAME: Oct. 12, 2016 at OTT  
GOAL: Oct. 15, 2016 vs. BOS (Anton Khudobin)  
POINT: Oct. 15, 2016 vs. BOS (Goal)

### LONGEST NHL STREAKS

GOALS: 8 (Jan. 15 to Feb. 7, 2022) (10G)  
ASSISTS: 10 (Mar. 10 to Mar. 30, 2018) (11A)  
POINTS: 23 (Oct. 27 to Dec. 13, 2022) (11G, 21A)

### NHL SINGLE-GAME HIGHS

CAREER HAT TRICKS: None  
GOALS: 2 (5x – Last: Dec. 15, 2022 (ANA) at MTL)  
ASSISTS: 4 (Jan. 20, 2022 (DAL) at BUF)  
POINTS: 4 (2x – Last: Jan. 20, 2022 (DAL) at BUF) (4A)

### REGULAR SEASON SHOOTOUT ATTEMPTS

0/6 (0%)

### REGULAR SEASON PENALTY SHOTS

None

### NHL SINGLE-GAME HIGHS

CAREER HAT TRICKS: None  
GOALS: None  
ASSISTS: 1 (7x – Last: Feb. 6, 2021 (EDM) at CGY)  
POINTS: 1 (7x – Last: Feb. 6, 2021 (EDM) at CGY)

### REGULAR SEASON SHOOTOUT ATTEMPTS

None

### REGULAR SEASON PENALTY SHOTS

None

### NHL SINGLE-GAME HIGHS

CAREER HAT TRICKS: None  
GOALS: 2 (Oct. 10, 2018 (OTT) at PHI)  
ASSISTS: 1 (8x – Last: Feb. 6, 2019 (OTT) at TOR)  
POINTS: 3 (Oct. 10, 2018 (OTT) vs. PHI) (2G, 1A)

### REGULAR SEASON SHOOTOUT ATTEMPTS

None

### REGULAR SEASON PENALTY SHOTS

None

### NHL SINGLE-GAME HIGHS

CAREER HAT TRICKS: None  
GOALS: 2 (Nov. 8, 2022 vs. VGK)  
ASSISTS: 2 (Feb. 14, 2022 at SEA)  
POINTS: 2 (5x – Last: Feb. 26, 2023 at SEA) (1G, 1A)

### REGULAR SEASON SHOOTOUT ATTEMPTS

None

### REGULAR SEASON PENALTY SHOTS

None

### NHL SINGLE-GAME HIGHS

CAREER HAT TRICKS: 1 (Feb. 26, 2022 at DET) (4G)  
GOALS: 4 (Feb. 26, 2022 at DET)  
ASSISTS: 5 (Feb. 21, 2023 vs. BUF)  
POINTS: 6 (Feb. 26, 2022 at DET) (4G, 2A)

### REGULAR SEASON SHOOTOUT ATTEMPTS

6/27 (22.2%), 2 GDG

### REGULAR SEASON PENALTY SHOTS

1. Feb. 26, 2018 at TBL (Andrei Vasilevskiy, no goal)  
2. Oct. 6, 2018 vs. OTT (Craig Andersen, no goal)

# NHL FIRSTS AND CAREER-HIGHS



## AUSTON MATTHEWS

### NHL FIRSTS

GAME: Oct. 12, 2016 at OTT  
GOAL: Oct. 12, 2016 at OTT (Craig Anderson)  
POINT: Oct. 12, 2016 at OTT (Goal)

### LONGEST NHL STREAKS

GOALS: 8 (Jan. 20 to Feb. 8, 2021) (10G)  
ASSISTS: 5 (Mar. 30 to Apr. 7, 2018) (5A)  
POINTS: 16 (Last: Mar. 5 to Apr. 9, 2022) (21G, 10A)

## JAKE McCABE

### NHL FIRSTS

GAME: Apr. 3, 2014 (BUF) at STL  
GOAL: Oct. 15, 2015 (BUF at FLA (Roberto Luongo)  
POINT: Apr. 13, 2014 (BUF) vs. NYI (Assist)

### LONGEST NHL STREAKS

GOALS: N/A  
ASSISTS: 3 (2x – Last: Feb. 26 to Feb. 29, 2020) (3A)  
POINTS: 3 (6x – Last: Oct. 27 to Oct. 30, 2022) (1G, 2A)

## MATT MURRAY

### NHL FIRSTS

GAME: Dec. 19, 2015 (PIT) vs. CAR (24 saves, 2-1 L)  
WIN: Dec. 21, 2015 (PIT) vs. CBJ (22 saves, 5-2 W)  
SHUTOUT: Apr. 2, 2015 (PIT) at NYI (24 saves, 5-0 W)

### LONGEST NHL STREAKS

WINS: 9 (Dec. 15, 2018 to Jan. 11, 2019)  
LOSSES: 6 (Feb. 10 to Mar. 5, 2022)

## JAKE MUZZIN

### NHL FIRSTS

GAME: Oct. 9, 2010 (LAK) at VAN  
GOAL: Jan. 26, 2013 (LAK) at PHX (Jason LaBarbera)  
POINT: Oct. 15, 2010 (LAK) vs. VAN (Assist)

### LONGEST NHL STREAKS

GOALS: 2 (Last: Oct. 25 to Oct. 26, 2019) (2G)  
ASSISTS: 5 (2x- Last: May 3 to May 14, 2021) (7A)  
POINTS: 8 (Jan. 2 to Jan. 19, 2016) (1G, 7A)

### NHL SINGLE-GAME HIGHS

CAREER HAT TRICKS: 7 (Last: Apr. 4, 2022 at TBL)  
GOALS: 4 (Oct. 12, 2016 at OTT)  
ASSISTS: 4 (Nov. 10, 2019 at CHI)  
POINTS: 4 (12x – Last: Apr. 8, 2023) (1G, 3A)

### REGULAR SEASON SHOOTOUT ATTEMPTS

11/30 (36.7%), 1 GDG

### REGULAR SEASON PENALTY SHOTS

1. Nov. 2, 2017 at LAK (Jonathan Quick, goal)  
2. Nov. 2, 2017 at LAK (Jonathan Quick, no goal)

### NHL SINGLE-GAME HIGHS

CAREER HAT TRICKS: None  
GOALS: 1 (25x – Last: Mar. 18, 2023 (TOR) at OTT)  
ASSISTS: 2 (9x – Last: Feb. 17, 2023 (CHI) at OTT)  
POINTS: 3 (Dec. 15, 2017 (BUF) vs. CAR) (1G, 2A)

### REGULAR SEASON SHOOTOUT ATTEMPTS

0/1 (0%)

### REGULAR SEASON PENALTY SHOTS

None

### NHL SINGLE-GAME HIGHS

MOST SAVES: 50 (Feb. 11, 2019 (PIT) at PHI)  
MOST SHOTS: 52 (Mar. 18, 2023 at OTT)

### REGULAR SEASON SHOOTOUT RESULTS

15/51 (.706), 10-7

### REGULAR SEASON PENALTY SHOTS

1. Jan. 7, 2018 (PIT) vs. BOS (Brad Marchand, no goal)  
2. Feb. 13, 2019 (PIT) vs. EDM (Connor McDavid, no goal)

### NHL SINGLE-GAME HIGHS

CAREER HAT TRICKS: None  
GOALS: 2 (3x – Last: Mar. 15, 2019 (TOR) vs. PHI)  
ASSISTS: 3 (2x – Last: Feb. 10, 2021 (TOR) at MTL)  
POINTS: 3 (9x – Last: Feb. 10, 2021 (TOR) at MTL) (3A)

### REGULAR SEASON SHOOTOUT ATTEMPTS

None

### REGULAR SEASON PENALTY SHOTS

None

# NHL FIRSTS AND CAREER-HIGHS



## WILLIAM NYLANDER

### NHL FIRSTS

GAME: Feb. 29, 2016 vs. TBL  
GOAL: Mar. 5, 2016 vs. OTT (Andrew Hammond)  
POINT: Mar. 5, 2016 vs. OTT (Goal)

### LONGEST NHL STREAKS

GOALS: 5 – (Jan. 14 to Jan. 29, 2020) (5G)  
ASSISTS: 6 – (Mar. 8 to Mar. 19, 2022) (6A)  
POINTS: 12 – (Mar. 3 to Mar. 28, 2017) (4G, 10A)

### NHL SINGLE-GAME HIGHS

CAREER HAT TRICKS: 1 (Feb. 4, 2017 at BOS)  
GOALS: 3 (Feb. 4, 2017 at BOS)  
ASSISTS: 3 (3x – Last: Dec. 10, 2022 vs. CGY)  
POINTS: 5 (Dec. 10, 2022 vs. CGY) (2G, 3A)

### REGULAR SEASON SHOOTOUT ATTEMPTS

5/21 (23.8%), 2 GDG

### REGULAR SEASON PENALTY SHOTS

1. Jan. 24, 2018 at CHI (Jeff Glass, goal)  
2. Jan. 17, 2023 vs. FLA (Sergei Bobrovsky, no goal)

## RYAN REAVES

### NHL FIRSTS

GAME – OCT 11, 2010 (STL) vs OTT  
GOAL – JAN 12, 2011 (STL) at ANA (Jonas Hiller)  
POINT – JAN 12, 2011 (STL) at ANA (Goal)

### LONGEST NHL STREAKS

GOALS: 2 (7x – Last: Mar. 15 to Mar. 17, 2023) (2G)  
ASSISTS: 6 (2x – Last: Nov. 8 to Nov. 19, 2022) (7A)  
POINTS: 6 (4x – Last: Nov. 8 to Nov. 19, 2022) (7A)

### NHL SINGLE-GAME HIGHS

CAREER HAT TRICKS: None  
GOALS: 2 (4x – Last: Nov. 18, 2021 vs. NYR)  
ASSISTS: 4 (4x – Last: Dec. 7, 2021 vs. CBJ)  
POINTS: 4 (5x – Last: Dec. 7, 2021 vs. CBJ) (4A)

### REGULAR SEASON SHOOTOUT ATTEMPTS

0/2 (0%)

### REGULAR SEASON PENALTY SHOTS

None

## MORGAN RIELLY

### NHL FIRSTS

GAME: Oct. 5, 2013 vs. OTT  
GOAL: Dec. 16, 2013 at PIT (Marc-Andre Fleury)  
POINT: Oct. 10, 2013 at NSH (Assist)

### LONGEST NHL STREAKS

GOALS: 2 (Last: Mar. 27 to Mar. 29, 2022) (2G)  
ASSISTS: 6 (Oct. 3 to Oct. 13, 2018) (10A)  
POINTS: 6 (Last: Nov. 28 to Dec. 11, 2018) (1G, 5A)

### NHL SINGLE-GAME HIGHS

CAREER HAT TRICKS: None  
GOALS: 2 (4x – Last: Nov. 18, 2021 vs. NYR)  
ASSISTS: 4 (4x – Last: Dec. 7, 2021 vs. CBJ)  
POINTS: 4 (5x – Last: Dec. 7, 2021 vs. CBJ) (4A)

### REGULAR SEASON SHOOTOUT ATTEMPTS

0/1 (0%)

### REGULAR SEASON PENALTY SHOTS

None

## ILYA SAMSONOV

### NHL FIRSTS

GAME: Oct. 4, 2019 (WSH) at NYI (25 saves, 2-1 W)  
WIN: Oct. 4, 2019 (WSH) at NYI (25 saves, 2-1 W)  
SHUTOUT: Jan. 13, 2020 (WSH) vs. CAR (23 saves, 2-0 W)

### LONGEST NHL STREAKS

WINS: 11 (Nov. 30, 2019 to Jan. 31, 2020)  
LOSSES: 4 (Feb. 20 to Feb. 27, 2020)

### NHL SINGLE-GAME HIGHS

MOST SAVES: 46 (Nov. 30, 2021 (WSH) at FLA)  
MOST SHOTS: 51 (Nov. 30, 2021 (WSH) at FLA)

### REGULAR SEASON SHOOTOUT RESULTS

12-29 (.586), 5-4

### REGULAR SEASON PENALTY SHOTS

1. Nov. 5, 2022 vs. BOS (Brad Marchand, goal)



# NHL FIRSTS AND CAREER-HIGHS



## JOHN TAVARES

### NHL FIRSTS

GAME: Oct. 3, 2009 (NYI) vs. PIT  
GOAL: Oct. 3, 2009 (NYI) vs. PIT (Marc-Andre Fleury)  
POINT: Oct. 3, 2009 (NYI) vs. PIT (Assist)

### LONGEST NHL STREAKS

GOALS: 5 (Feb. 7 to Feb. 16, 2013) (7G)  
ASSISTS: 8 (Dec. 13 to Dec. 29, 2017) (14A)  
POINTS: 12 (Dec. 29, 2011 to Jan. 12, 2012) (8G, 13A)

### NHL SINGLE-GAME HIGHS

CAREER HAT TRICKS: 11 (Last: Nov. 2, 2022 vs. PHI)  
GOALS: 4 (Mar. 25, 2019 vs. FLA)  
ASSISTS: 4 (Oct. 11, 2018 at DET)  
POINTS: 5 (2x – Last: Jan. 6, 2014 (NYI) vs. DAL) (3G, 2A)

### REGULAR SEASON SHOOTOUT ATTEMPTS

16/64 (25%), 5 GDG

### REGULAR SEASON PENALTY SHOTS

1. Feb. 9, 2013 (NYI) vs. BUF (Ryan Miller, no goal)
2. Oct. 12, 2015 (NYI) vs. WPG (Ondrej Pavelec, no goal)
3. Feb. 18, 2017 (NYI) at NJD (Cory Schneider, no goal)

## CONOR TIMMINS

### NHL FIRSTS

GAME: Oct. 3, 2019 (COL) vs. CGY  
GOAL: Jan. 8, 2023 at PHI (Carter Hart)  
POINT: Apr. 14, 2021 (COL) at STL

### LONGEST NHL STREAKS

GOALS: N/A  
ASSISTS: 3 (Dec. 13 to Dec. 17, 2022) (5A)  
POINTS: 3 (Dec. 13 to Dec. 17, 2022) (5A)

### NHL SINGLE-GAME HIGHS

CAREER HAT TRICKS: None  
GOALS: 1 (2x – Last: Feb. 15, 2023 vs. CHI)  
ASSISTS: 3 (Dec. 13, 2022 vs. ANA)  
POINTS: 3 (Dec. 13, 2022 vs. ANA) (3A)

### REGULAR SEASON SHOOTOUT ATTEMPTS

None

### REGULAR SEASON PENALTY SHOTS

None

# 2023-24 PLAYER PERSONNEL



PLAYER	POS	HT	WT	S	BIRTHPLACE	DATE	2022-23 CLUB(S)	ACQUIRED
Abruzzese, Nick	F	5-11	180	L	Slate Hill, NY	06/04/99	Toronto (AHL), Toronto (NHL)	2019 NHL Draft, Round 4 (124th)
Benoit, Simon	D	6-4	205	L	Laval, QC	09/19/98	Anaheim (NHL)	2023, Free Agent Signing
Bertuzzi, Tyler	F	6-2	200	L	Sudbury, ON	02/24/95	Detroit (NHL), Boston (NHL)	2023, Free Agent Signing
Brodie, TJ	D	6-2	185	L	Chatham, ON	06/07/90	Toronto (NHL)	2020, Free Agent Signing
Clifford, Kyle	F	6-2	218	L	Ayr, ON	01/13/91	Toronto (AHL), Toronto (NHL)	2021, Trade with STL
Domi, Max	F	5-10	208	L	Winnipeg, MB	03/02/95	Chicago (NHL), Dallas (NHL)	2023, Free Agent Signing
Ellis, Max	F	5-9	166	R	Plymouth, MI	01/18/00	Toronto (AHL)	2022, Free Agent Signing
Gambrell, Dylan	F	6-0	190	R	Bonney Lake, WA	08/26/96	Ottawa (NHL)	2023, Free Agent Signing
Giordano, Mark	D	6-0	202	L	Toronto, ON	10/03/83	Toronto (NHL)	2022, Trade with SEA
Hildeby, Dennis	G	6-7	222	L	Jarfalla, Sweden	08/19/01	Färjestad BK (SHL), Toronto (AHL)	2022 NHL Draft, Round 4 (122nd)
Hirvonen, Roni	F	5-10	178	L	Espoo, Finland	01/10/02	HIFK (Liiga)	2020 NHL Draft, Round 2 (59th)
Holmberg, Pontus	F	6-0	188	L	Vasteras, Sweden	03/09/99	Toronto (AHL), Toronto (NHL)	2018 NHL Draft, Round 6 (156th)
Järnkrok, Calle	F	6-0	190	R	Galve, Sweden	09/25/91	Toronto (NHL)	2022, Free Agent Signing
Jones, Martin	G	6-5	203	L	North Vancouver, BC	01/10/90	Seattle (NHL)	2023, Free Agent Signing
Kämpf, David	F	6-2	190	L	Chomutov, Czechia	01/12/95	Toronto (NHL)	2021, Free Agent Signing
Klingberg, John	D	6-2	185	R	Gothenburg, Sweden	08/14/92	Anaheim (NHL), Minnesota (NHL)	2023, Free Agent Signing
Knies, Matthew	F	6-3	217	L	Phoenix, AZ	10/17/02	Minnesota (NCAA), Toronto (NHL)	2021 NHL Draft, Round 2 (57th)
Kokkonen, Mikko	D	6-0	200	L	Mikkeli, Finland	01/18/01	Toronto (AHL), Newfoundland (ECHL)	2019 NHL Draft, Round 3 (84th)
Kressler, Braeden	F	5-9	169	R	Kitchener, ON	01/05/03	Flint (OHL)	2021, Free Agent Signing
Lagesson, William	D	6-2	211	L	Gothenburg, Sweden	02/22/96	Chicago (AHL)	2023, Free Agent Signing
Lajoie, Maxime	D	6-1	191	L	Québec, QC	11/05/97	Carolina (NHL), Chicago (AHL)	2023, Free Agent Signing
Liljegren, Timothy	D	6-1	190	R	Kristianstad, Sweden	04/30/99	Toronto (NHL)	2017 NHL Draft, Round 1 (17th)
Marner, Mitch	F	6-0	180	R	Markham, ON	05/5/97	Toronto (NHL)	2015 NHL Draft, Round 1 (4th)
Matthews, Auston	F	6-3	215	L	San Ramon, CA	09/17/97	Toronto (NHL)	2016 NHL Draft, Round 1 (1st)
McCabe, Jake	D	6-1	211	L	Eau Claire, WI	10/12/93	Chicago (NHL), Toronto (NHL)	2023, Trade with Chicago
McMann, Bobby	F	6-2	210	L	Wainwright, AB	06/15/96	Toronto (AHL), Toronto (NHL)	2022, Free Agent Signing
Murray, Matt*	G	6-5	202	L	Thunder Bay, ON	05/25/94	Toronto (NHL)	2022, Trade with OTT
Muzzin, Jake*	D	6-3	227	L	Woodstock, ON	02/21/89	Toronto (NHL)	2019, Trade with LAK
Niemelä, Topi	D	6-0	179	R	Oulu, Finland	03/25/02	Kärpät (Liiga), Toronto (AHL)	2020 NHL Draft, Round 3 (64th)
Nylander, William	F	6-0	202	R	Calgary, AB	05/01/96	Toronto (NHL)	2014 NHL Draft, Round 1 (8th)
Ovchinnikov, Dmitry	F	5-10	166	L	Chita, Russia	08/19/02	Novosibirsk (KHL), Toronto (AHL)	2020 NHL Draft, round 5 (137th)
Petrzell, Keith	G	6'5	185	L	Wilbraham, MA	02/09/99	Toronto (AHL), Newfoundland (ECHL)	2022, Free Agent Signing
Peksa, Vyacheslav	G	6-3	181	L	Magnitogorsk, Russia	08/27/02	Bars Kazan (VHL), Irbis Kazan (MHL)	2021 NHL Draft, Round 6 (185th)
Reaves, Ryan	F	6-2	226	R	Winnipeg, MB	01/20/87	New York Rangers (NHL), Minnesota (NHL)	2023, Free Agent Signing
Rielly, Morgan	D	6-1	225	L	Vancouver, BC	03/09/94	Toronto (NHL)	2012 NHL Draft, Round 1 (5th)
Rifai, Marshall	D	6-0	185	L	Beaconsfield, QC	03/16/98	Toronto (AHL)	2022, Free Agent Signing

# 2023-24 PLAYER PERSONNEL

PLAYER	POS	HT	WT	S	BIRTHPLACE	DATE	2022-23 CLUB(S)	ACQUIRED
Robertson, Nicholas	F	5-9	178	L	Pasadena, CA	09/11/01	Toronto (AHL), Toronto (NHL)	2019 NHL Draft, Round 2 (53rd)
Samsonov, Ilya	G	6-4	217	L	Magnitogorsk, Russia	02/22/97	Toronto (NHL)	2022, Free Agent Signing
Steeves, Alex	F	6-0	196	L	Eden Prairie, MN	10/12/99	Toronto (AHL), Toronto (NHL)	2021, Free Agent Signing
Tavares, John	F	6-1	211	L	Oakville, ON	09/20/90	Toronto (NHL)	2018, Free Agent Signing
Timmins, Conor	D	6-2	206	R	St. Catharines, ON	09/18/98	Arizona (NHL), Tucson (AHL), Toronto (NHL)	2023, Free Agent Signing
Tverberg, Ryan	F	5-11	187	R	Richmond Hill, ON	01/30/02	Connecticut (NCAA), Toronto (AHL)	2020 NHL Draft, Round 7 (213th)
Villeneuve, William	D	6-2	183	R	Sherbrooke, PQ	03/20/02	Toronto (AHL)	2020 NHL Draft, Round 4 (122nd)
Voit, Ty	F	5-9	157	R	Pittsburgh, PA	06/10/03	Sarnia (OHL)	2021 NHL Draft, Round 5 (153rd)
Woll, Joseph	G	6-3	202	L	Dardenne Prairie, MD	07/12/98	Toronto (AHL), Toronto (NHL)	2016 NHL Draft, Round 3 (62nd)

## PLAYERS IN THE SYSTEM

PLAYER	POS	HT	WT	S	BIRTHPLACE	DATE	2022-23 CLUB(S)	ACQUIRED
Akhtyamov, Artur**	G	6-2	170	L	Kazan, Russia	10/31/01	Neftyanik (VHL)	2020 NHL Draft, Round 4 (106th)
Bobylev, Vladimir	F	6-2	205	L	Lipetsk, Russia	04/18/97	Rubin (VHL)	2016 NHL Draft, Round 5 (122nd)
Chadwick, Noah	D	6-4	199	L	Saskatoon, SK	05/10/05	Lethbridge (WHL)	2023 NHL Draft, Round 6 (185th)
Chebykin, Nikolai	F	6-4	183	L	Moscow, Russia	08/1/97	Admiral (KHL)	2016 NHL Draft, Round 7 (182nd)
Cowan, Easton**	F	5-11	185	L	Mount Brydges, ON	05/20/05	London (OHL)	2023 NHL Draft, Round 1 (28th)
Der-Arguchintsev, Semyon	F	5'10	173	R	Moscow, Russia	09/15/00	Toronto (AHL), Toronto (NHL)	2018 NHL Draft, Round 3 (76th overall)
Fusco, John	D	5-10	187	L	Westwood, MD	06/13/01	Dartmouth (NCAA)	2020 NHL Draft, Round 7 (189th)
Grebyonkin, Nikita	F	6-2	183	L	Serov, Russia	02/05/03	Metallurg (KHL)	2022 NHL Draft, Round 5 (135th)
Kara, Vladislav	F	6-1	187	L	Salekhard, Russia	04/20/98	Vityaz Moscow Region (KHL)	2017 NHL Draft, Round 4 (124th)
Kizimov, Semyon	F	6-0	175	L	Togliatta, Russia	01/19/00	Avtomobilist (KHL), Gornyyak (VHL), Neftekhimik (KHL)	2018 NHL Draft, Round 7 (211th)
Koster, Mike	D	5-10	191	L	Chaska, MN	04/13/01	Minnesota (NCAA)	2019 NHL Draft, Round 5 (146th)
Lisowsky, Brandon	F	5-9	178	L	Port Coquitlam, BC	04/13/04	Saskatoon (WHL)	2022 NHL Draft, Round 7 (218th)
Malinoski, Hudson	F	6-1	174	L	Saskatoon, SK	05/19/04	Brooks (AJHL)	2023 NHL Draft, Round 5 (153rd)
Miettinen, Veeti	F	5-9	163	L	Espoo, Finland	09/20/01	St. Cloud State (NCAA)	2020 NHL Draft, Round 6 (168th)
Miller, Joe	F	5-9	157	R	Minneapolis, MIN	09/15/02	Harvard (NCAA)	2020 NHL Draft, Round 6 (180th)
Minten, Fraser**	F	6-2	192	L	Vancouver, BC	07/05/04	Kamloops (WHL)	2022 NHL Draft, Round 2 (38th)
Moldenhauer, Nick	F	5-11	168	R	Mississauga, ON	05/24/04	Chicago (USHL)	2022 NHL Draft, Round 3 (95th)
Schingoethe, Wyatt	F	5-11	206	L	Chicago, IL	08/3/02	Western Michigan (NCAA)	2020 NHL Draft, Round 7 (195th)

\*Injured Reserve

\*\*Signed Entry-Level Contract



# ALL-TIME DRAFT CHOICES



SELECTION	OVERALL	TEAM
<b>2023 (AT NASHVILLE, JUNE 28-29)</b>		
Easton Cowan	28	London
Hudson Malinoski	153	Brooks
Noah Chadwick	185	Lethbridge
<b>2022 (AT MONTREAL, JULY 7-8)</b>		
Fraser Minten	38	Kamloops
Nicholas Moldenhauer	95	Chicago
Dennis Hildeby	122	Farjestads Jr.
Nikita Grebenkin	135	Stalnye Lisy Magnitogorsk
Brandon Lisowsky	218	Saskatoon
<b>2021 (VIRTUAL, JULY 23-24)</b>		
Matthew Knies	57	Tri-City
Ty Voit	153	Sarnia
Vyacheslav Peska	185	Irbis Kazan
<b>2020 (VIRTUAL, OCTOBER 6-7)</b>		
Rodion Amirov	15	Ufa
Roni Hirvonen	59	Assat
Topi Niemela	64	Karpat
Artur Akhtyamov	106	Irbis Kazan
William Villeneuve	122	Saint John
Dmitry Ovchinnikov	137	Novosibirsk 2
Veeti Miettinen	168	Espoo Jr.
Axel Rindell	177	Jukurit
Joe Miller	180	Chicago
John Fusco	189	Harvard
Wyatt Schingoethe	195	Waterloo
Ryan Tverberg	213	Toronto JC
<b>2019 (AT VANCOUVER, JUNE 21-22)</b>		
Nicholas Robertson	53	Peterborough
Mikko Kokkonen	84	Jukurit
Mikhail Abramov	115	Victoriaville
Nicholas Abruzzese	124	Chicago
Michael Koster	146	Tri-City
Kalle Loponen	204	Karpat
<b>2018 (AT DALLAS, JUNE 22-23)</b>		
Rasmus Sandin	29	Sault Ste. Marie
Sean Durzi	52	Owen Sound
Semyon Der-Arguchintsev	76	Peterborough
Riley Stotts	83	Calgary
Mac Hollowell	118	Sault Ste. Marie
Filip Kral	149	Spokane
Pontus Holmberg	156	Vasteras
Zachary Bouthillier	209	Chicoutimi
Semyon Kizimov	211	Togliatti 2
<b>2017 (AT CHICAGO, JUNE 23-24)</b>		
Timothy Liljegren	17	Rogle BK
Eemeli Rasanen	59	Kingston
Ian Scott	110	Prince Albert
Vladislav Kara	124	Bars Kazan
Fedor Gordeev	141	Flint
Ryan McGregor	172	Sarnia
Ryan O'Connell	203	St. Andrews College
<b>2016 (AT BUFFALO, JUNE 24-25)</b>		
Auston Matthews	1	Zurich
Yegor Korshkov	31	Yaroslavl
Carl Grundstrom	57	Modo
Joseph Wolf	62	USA U-18
J.D. Greenway	72	USA U-18
Adam Brooks	92	Regina

SELECTION	OVERALL	TEAM
Keaton Middleton	101	Saginaw
Vladimir Bobylev	122	Victoria
Jack Walker	152	Victoria
Nicolas Mattinen	179	London
Nikolai Chebykin	182	MVD Balashikha 2
<b>2015 (AT FLORIDA, JUNE 27-28)</b>		
Mitch Marner	4	London
Travis Dermott	34	Erie
Jeremy Bracco	61	USA U-18
Andrew Nielsen	65	Lethbridge
Martins Dzierkals	68	Riga 2
Jesper Lindgren	95	Modo
Dmytro Timashov	125	Quebec
Stephen Desrocher	155	Oshawa
Nikita Korostelev	185	Sarnia
<b>2014 (AT PHILADELPHIA, JUNE 27-28)</b>		
William Nylander	8	Modo
Rinat Valiev	68	Kootenay
JJ Piccinich	103	Youngstown
Dakota Joshua	128	Sioux Falls
Nolan Vesey	158	South Shore
Pierre Engvall	188	Frolunda Jr.
<b>2013 (AT NEW JERSEY, JUNE 30)</b>		
Frederik Gauthier	21	Rimouski
Carter Verhaeghe	82	Niagara
Fabrice Herzog	142	Zug Jr.
Antoine Bibeau	172	PEI
Andreas Johnsson	202	Frolunda Jr.
<b>2012 (AT PITTSBURGH, JUNE 22-23)</b>		
Morgan Rielly	5	Moose Jaw
Matt Finn	35	Guelph
Dominic Toninato	126	Duluth East H.S.
Connor Brown	156	Erie
Ryan Rupert	157	London
Viktor Loov	209	Sodertalje
<b>2011 (AT MINNESOTA, JUNE 24-25)</b>		
Tyler Biggs	22	USA U-18
Stuart Percy	25	Mississauga
Josh Leivo	86	Sudbury
Tom Nilsson	100	Mora Jr.
Tony Cameranesi	130	Wayzata H.S.
David Broll	152	Sault Ste. Marie
Dennis Robertson	173	Brown University
Garret Sparks	190	Guelph
Max Everson	203	Edina High H.S.
<b>2010 (AT LOS ANGELES, JUNE 25-26)</b>		
Brad Ross	43	Portland
Greg McKeeg	62	Erie
Sondre Olden	79	Modo Jr.
Petter Granberg	116	Skelleftea Jr.
Sam Carrick	144	Brampton
Daniel Brodin	146	Djurgarden
Josh Nicholls	182	Saskatoon
<b>2009 (AT MONTREAL, JUNE 26-27)</b>		
Nazem Kadri	7	London
Kenny Ryan	50	USA U-18
Jesse Blacker	58	Windsor
Jamie Devane	68	Plymouth
Eric Knodel	128	Philadelphia Flyers Jr.
Jerry D'Amigo	158	USA U-18
Barron Smith	188	Peterborough

# ALL-TIME DRAFT CHOICES

SELECTION	OVERALL	TEAM
<b>2008 (AT OTTAWA, JUNE 20-21)</b>		
Luke Schenn	5	Kelowna
Jimmy Hayes	60	Lincoln
Mikhail Stefanovich	98	Quebec
Greg Paterny	128	Ohio
Joel Champagne	129	Chicoutimi
Jerome Flaake	130	Cologne
Grant Rollheiser	158	Trail
Andrew MacWilliam	188	Camrose

SELECTION	OVERALL	TEAM
<b>2007 (AT COLUMBUS, JUNE 22-23)</b>		
Dale Mitchell	74	Oshawa
Matt Frattin	99	Fort Saskatchewan
Ben Winnett	104	Salmon Arm
Juraj Mikus	134	Trencin
Christopher DiDomenico	164	Saint John
Carl Gunnarsson	189	Linköping

SELECTION	OVERALL	TEAM
<b>2006 (AT VANCOUVER, JUNE 24)</b>		
Jiri Tlustý	13	Kladno
Nikolai Kulemin	44	Magnitogorsk
James Reimer	99	Red Deer
Korbinian Holzer	111	Bad Tölz
Viktor Stalberg	161	Frolunda
Tyler Rueggsegger	166	Shattuck-St. Mary's
Leo Komarov	180	Assat

SELECTION	OVERALL	TEAM
<b>2005 (AT OTTAWA, JULY 30)</b>		
Tuukka Rask	21	Ives Jr.
Phil Oreskovic	82	Brampton
Alex Berry	153	Junior Bruins
Johan Dahlberg	173	Modo Jr.
Anton Stralman	216	Skovde
Chad Rau	228	Des Moines

SELECTION	OVERALL	TEAM
<b>2004 (AT CAROLINA, JUNE 26-27)</b>		
Justin Pogge	90	Prince George
Roman Kukumberg	113	Dukla Trencin
Dimitri Vorobiev	157	Lada Togliatti
Robert Earl	187	Wisconsin
Maxim Semenov	220	Lada Togliatti
Jan Steber	252	Halifax
Pierce Norton	285	Thayer Academy H.S.

SELECTION	OVERALL	TEAM
<b>2003 (AT NASHVILLE, JUNE 21-22)</b>		
John Doherty	57	Phillips Andover H.S.
Martin Sagat	91	Trencin Jr.
Konstantin Volkov	125	Dynamo Jr.
John Mitchell	158	Plymouth
Jeremy Williams	220	Swift Current
Shaun Landolt	237	Calgary

SELECTION	OVERALL	TEAM
<b>2002 (AT TORONTO, JUNE 22-23)</b>		
Alexander Steen	24	Frolunda
Matt Stajan	57	Belleville
Todd Ford	74	Swift Current
Dominic D'Amour	88	Hull
David Turon	122	Femax Havirov
Ian White	191	Swift Current
Scott May	222	Ohio State
Jarkko Immonen	254	Assat Pori
Staffan Kronwall	285	Djurgarden Jr.

SELECTION	OVERALL	TEAM
<b>2001 (AT FLORIDA, JUNE 23-24)</b>		
Carlo Colaiacovo	17	Erie
Karel Pilar	39	Litvinov
Brendan Bell	65	Ottawa
Jay Harrison	82	Brampton
Nicolas Corbeil	88	Sherbrooke

SELECTION	OVERALL	TEAM
Kyle Wellwood	134	Belleville
Max Kondratiev	168	Togliatti Jr.
Jaroslav Sklenar	183	Brno Jr.
Ivan Kolozvary	198	Trencin Jr.
Jan Chovan	213	Belleville
Tomas Mojzis	246	Moose Jaw
Mike Knoepfli	276	Georgetown

SELECTION	OVERALL	TEAM
<b>2000 (AT CALGARY, JUNE 24-25)</b>		
Brad Boyes	24	Erie
Kris Vernarsky	51	Plymouth
Mikael Tellqvist	70	Djurgarden
Jean-Francois Racine	90	Drummondville
Miguel Delisle	100	Ottawa
Vadim Suzinov	179	Novokuznetsk "2"
Markus Seikola	209	TPS Jr.
Lubos Velebny	223	Zvolen Jr.
Alexander Shinkar	254	Cherepovets
Jean-Philippe Cote	265	Cape Breton

SELECTION	OVERALL	TEAM
<b>1999 (AT BOSTON, JUNE 26)</b>		
Luca Cereda	24	Ambri
Peter Reynolds	60	London
Mirko Murovic	108	Moncton
Jonathan Zion	110	Ottawa
Vaclav Zavoral	151	Litinov
Jan Sochor	161	Slavia Praha
Vladimir Kulikov	211	CSKA Jr.
Pierre Hedin	239	Modo Ornskoldsvik
Peter Metcalf	267	University of Maine

SELECTION	OVERALL	TEAM
<b>1998 (AT BUFFALO, JUNE 27)</b>		
Nik Antropov	10	Torpedo
Petr Svoboda	35	Dukla Jihlava
Jamie Hodson	69	Brandon
Alexei Ponikarovskiy	87	Dynamo "2"
Morgan Warren	126	Moncton
Allan Rourke	154	Kitchener
Jonathan Gagnon	181	Cape Breton
Dwight Wolfe	215	Halifax
Michal Travnicek	228	Litinov Jr.
Sergei Rostov	236	Dynamo "2"

SELECTION	OVERALL	TEAM
<b>1997 (AT PITTSBURGH, JUNE 21)</b>		
Jeff Farkas	57	Boston College
Adam Mair	84	Owen Sound
Frantisek Mrazek	111	Ceske-Budejovice
Eric Gooldy	138	Detroit
Hugo Marchand	165	Victoriaville
Shawn Thornton	190	Peterborough
Russ Bartlett	194	Phillips-Exeter
Jonathan Hedstrom	221	Skelleftea

SELECTION	OVERALL	TEAM
<b>1996 (AT ST. LOUIS, JUNE 22)</b>		
Marek Posmyk	36	Dukla Jihlava
Francis Larivee	50	Laval
Mike Lankshear	66	Cueph
Konstantin Kalmikov	68	Detroit
Jason Sessa	86	Lake Superior
Vladimir Antipov	103	Yaroslavl
Peter Cava	110	Sault Ste. Marie
Brandon Sugden	111	London
Dmitri Yakushin	140	Pembroke
Chris Bogas	148	Michigan State
Lucio DeMartinis	151	Shawinigan
Reggie Berg	178	U. of Minnesota
Tomas Kaberle	204	HC Kladno
Jared Hope	230	Spokane



# ALL-TIME DRAFT CHOICES



SELECTION	OVERALL	TEAM
<b>1995 (AT EDMONTON, JULY 8)</b>		
Jeff Ware	15	Oshawa
Ryan Peperall	54	Kitchener
Doug Bonner	139	Seattle
Yannick Tremblay	145	Beauport
Marek Melenovsky	171	Dukla Jihlava
Mark Murphy	197	Stratford Jr. B
Danny Markov	223	Spartak
<b>1994 (AT HARTFORD, JUNE 28-29)</b>		
Eric Fichaud	16	Chicoutimi
Sean Haggerty	48	Detroit
Fredrik Modin	64	Sundsvall
Mark Deyell	126	Saskatoon
Kam White	152	Newmarket
Tommi Rajamaki	178	Assat Jr.
Rob Butler	204	Niagara Jr. A
Sergei Berezin	256	Khimik
Doug Nolan	282	Catholic Memorial
<b>1993 (AT QUEBEC, JUNE 26)</b>		
Kenny Jonsson	12	Rogle
Landon Wilson	19	Dubuque Jr. A
Zdenek Nedved	123	Sudbury
Paul Vincent	149	Cushing Academy
Jeff Andrews	175	North Bay
David Brumby	201	Tri-City
Kyle Ferguson	253	Michigan Tech.
Mikhail Lapin	279	Western Michigan
<b>1992 (AT MONTREAL, JUNE 20)</b>		
Brandon Convery	8	Sudbury
Grant Marshall	23	Ottawa
Nikolai Borschevsky	77	Spartak
Mark Raiter	95	Saskatoon
Janne Gronvall	101	Lukko
Chris Deruiter	106	Kingston Jr. A
Mikael Hakansson	125	Nacka
Patrik Augusta	149	Dukla Jihlava
Ryan Vandenbussche	173	Cornwall
Wayne Clarke	197	R.P.I.
Sergei Simonov	221	Kristall Saratov
Nathan Dempsey	245	Regina
<b>1991 (AT BUFFALO, JUNE 9)</b>		
Yanic Perreault	47	Trois-Rivieres
Terry Chitaroni	69	Sudbury
Alexei Kudashov	102	Krylja Sovetov
Jeff Perry	113	Owen Sound
Alexander Kuzminsky	120	Sokol Kiev
Martin Prochazka	135	Poldi Kladno
Dmitri Mironov	160	Soviet Wings
Robb McIntyre	164	Dubuque Jr. A
Tomas Kucharcik	167	Dukla Jihlava
Guy Lehoux	179	Drummondville
Gary Miller	201	North Bay
Jonathan Kelley	223	Arlington H.S.
Chris O'Rourke	245	Alaska-Fairbanks
<b>1990 (AT VANCOUVER, JUNE 16)</b>		
Drake Berehowsky	10	Kingston
Felix Potvin	31	Chicoutimi
Darby Hendrickson	73	Richfield
Greg Walters	80	Ottawa
Alexander Godynyuk	115	Sokol Kiev
Eric Lacroix	136	Governor Dummer
Dan Stiver	157	Univ. of Michigan
Robert Horyna	178	Dukla Jihlava
Rob Chebator	199	Arlington
Scott Malone	220	Northfield-Mt. Hermon
Nick Vachon	241	Governor Dummer

SELECTION	OVERALL	TEAM
<b>1989 (AT MINNESOTA, JUNE 17)</b>		
Scott Thornton	3	Belleville
Rob Pearson	12	Belleville
Steve Bancroft	21	Belleville
Matt Martin	66	Avon Old Farms
Keith Carney	96	Mount St. Charles
David Burke	108	Cornell
Michael Doers	125	Northwood Prep.
Keith Merkler	129	Portledge
Derek Langille	150	North Bay
Jeffrey St. Laurent	171	Berwick
Justin Tomberlin	192	Greenway
Mike Jackson	213	Toronto
Steve Chartrand	234	Drummondville
<b>1988 (AT MONTREAL, JUNE 11)</b>		
Scott Pearson	6	Kingston
Tie Domi	27	Peterborough
Peter Ing	48	Windsor
Ted Crowley	69	Lawrence A.C.
Leonard Esau	86	Humboldt-T11
Matt Mallgrave	132	St. Paul's
Roger Elvenes	153	Rogle
Mike Delay	174	Canterbury
David Sacco	195	Medford
Mike Gregorio	216	Cushing A.C.
Peter DeBoer	237	Windsor
<b>1987 (AT DETROIT, JUNE 13)</b>		
Luke Richardson	7	Peterborough
Daniel Marois	28	Chicoutimi
John McIntyre	49	Guelph
Joe Sacco	71	Medford
Mike Eastwood	91	Pembroke
Damian Rhodes	112	Richfield H.S.
Trevor Jobe	133	Moose Jaw
Chris Jensen	154	Northwood
Brian Blad	175	Belleville
Ron Bernacci	196	Hamilton
Ken Alexander	217	Hamilton
Alex Weinrich	238	North Yarmouth Academy
<b>1986 (AT MONTREAL, JUNE 21)</b>		
Vincent Damphousse	6	Laval
Darryl Shannon	36	Windsor
Sean Boland	48	Toronto
Kent Hulst	69	Windsor
Scott Taylor	90	Kitchener
Stephane Giguere	111	St. Jean Castors
Danny Hie	132	Ottawa
Steve Brennan	153	New Prep H.S.
Brian Bellefeuille	174	Canterbury H.S.
Sean Davidson	195	Toronto
Mark Holick	216	Saskatoon
Brian Hoard	237	Hamilton
<b>1985 (AT TORONTO, JUNE 15)</b>		
Wendel Clark	1	Saskatoon
Ken Spangler	22	Calgary
Dave Thominson	43	Brandon
Greg Vey	64	Peterborough
Jeff Serowik	85	Lawrence A.C.
Jiri Latal	106	Dukla Trencin
Tim Bean	127	North Bay
Andy Donahue	148	Belemont H.S.
Todd Whittemore	169	Kent H.S.
Bob Reynolds	190	St. Clair H.S.
Tim Armstrong	211	Toronto
Mitch Murphy	232	St. Paul H.S.

# ALL-TIME DRAFT CHOICES

SELECTION	OVERALL	TEAM
<b>1984 (AT MONTREAL, JUNE 9)</b>		
Al Iafrate	4	Belleville
Todd Gill	25	Windsor
Jeff Reese	67	London
Jack Capuano	88	Kent H.S.
Fabian Joseph	109	Victoria
Joe MacInnins	130	Watertown H.S.
Derek Laxdal	151	Brandon
Dan Turner	172	Medicine Hat
David Buckley	192	T-Pauling H.S.
Mikael Wurst	213	Ohio St.
Peter Slanina	233	Czechoslovakia

<b>1983 (AT MONTREAL, JUNE 8)</b>		
Russ Courtnall	7	Victoria
Jeff Jackson	28	Brantford
Allan Bester	49	Brantford
Dan Hodgson	85	Prince Albert
Cam Plante	133	Brandon
Paul Bifano	154	Burnaby
Cliff Abrecht	175	Princeton Flint
Greg Rolston	191	Power H.S.
Brian Ross	196	Kitchener
Mike Tomlak	217	Cornwall
Ron Choules	238	Troi-Rivieres

<b>1982 (AT MONTREAL, JUNE 9)</b>		
Gary Nylund	3	Portland
Gary Leeman	24	Regina
Peter Ihnacak	25	Sparta Praha
Ken Wregget	45	Lethbridge
Vladimir Ruzicka	73	Litvinov
Eduard Uvira	87	Litvinov
Sylvain Charland	99	Shawinigan
Ron Dreger	108	Saskatoon
Craig Kales	115	Niagara Falls
Dom Campedelli	129	Cohasset H.S.
Jeff Triano	139	Toronto
Miroslav Ihnacak	171	Kosice
Leigh Verstraete	192	Calgary
Tim Loven	213	Grand Forks H.S.
Jim Appleby	234	Winnipeg

<b>1981 (AT MONTREAL, JUNE 10)</b>		
Jim Benning	6	Portland
Gary Yaremchuk	24	Portland
Ernie Godden	48	Windsor
Norman Lefrancois	90	Trois-Rivieres
Barry Brigley	102	Calgary
Andrew Wright	132	Peterborough
Richard Turmel	153	Shawinigan
Greg Barber	174	Victoria
Marc Magnan	195	Lethbridge

<b>1980 (AT MONTREAL, JUNE 11)</b>		
Craig Muni	25	Kingston
Bob McGill	26	Victoria
Fred Bomistruck	43	Cornwall
Stewart Gavin	74	Toronto
Hugh Larkin	95	Sault Ste. Marie
Ron Dennis	116	Princeton
Russ Adam	137	Kitchener
Fred Perlini	158	Toronto
Darwin McCutcheon	179	Toronto
Paul Higgins	200	Henry Carr

SELECTION	OVERALL	TEAM
<b>1979 (AT MONTREAL, AUGUST 9)</b>		
Laurie Boschman	9	Brandon
Norman Aubin	51	Verdun
Vincent Tremblay	72	Quebec
Frank Nigro	93	London
Bill McCreary	114	Colgate University

<b>1978 (AT MONTREAL, JUNE 15)</b>		
Joel Quenneville	21	Windsor
Mark Kirtou	48	Peterborough
Bob Parent	65	Kitchener
Jordy Douglas	81	Flin Flon
Mel Hewitt	92	Calgary
Norman Lefebvre	98	Trois-Rivieres
John Scammell	115	Lethbridge
Kevin Reinhart	132	Kitchener
Mike Wagborne	149	New Hampshire
Laurie Cuvelier	166	St. Francis Xavier

<b>1977 (AT MONTREAL, JUNE 14)</b>		
John Anderson	11	Toronto
Trevor Johansen	12	Toronto
Bob Gladney	24	Oshawa
Rocky Saganuik	29	Lethbridge
Dan Eastman	65	London
John Wilson	83	Windsor
Roy Sommer	101	Calgary
Lynn Jorgenson	119	Toronto
Kevin Howe	134	Sault Ste. Marie
Ray Robertson	149	St. Lawrence

<b>1976 (AT MONTREAL, JUNE 1)</b>		
Randy Carlyle	30	Sudbury
Alain Belanger	48	Sherbrooke
Gary McFadyen	52	Hull
Tim Williams	66	Victoria
Greg Hotham	84	Kingston
Dan Djakalovic	102	Kitchener
Chuck Skjodt	116	Windsor

<b>1975 (AT MONTREAL, JUNE 3)</b>		
Don Ashby	6	Calgary
Doug Jarvis	24	Peterborough
Bruce Boudreau	42	Toronto
Ted Long	78	Hamilton
Kevin Campbell	96	St. Lawrence
Mario Rouillard	114	Trios-Rivers
Ron Wilson	132	Providence College
Paul Evans	149	Peterborough
Jean Latendresse	165	Shawinigan Falls
Paul Crowley	166	Sudbury
Dan D'Alvise	179	Royal York
Jack Laine	180	Bowling Green
Ken Holland	188	Medicine Hat
Bob Barnes	189	Hamilton
Gary Burns	191	Univ. of New Hampshire
Jim Montgomery	193	Hull
Rick Martin	199	London

<b>1974 (AT MONTREAL, MAY 28)</b>		
Jack Valiquette	13	Sault Ste. Marie
Dave Williams	31	Swift Current
Per-Arne Alexandersson	49	Leksands
Peter Driscoll	67	Kingston
Mike Palmateer	85	Toronto
Bill Hassard	103	Wexford
Kevin Devine	121	Toronto
Kevin Kemp	139	Ottawa
Dave Syvret	155	St. Catharines
Andy Stoesz	170	Selkirk
Martin Feschuk	185	Saskatoon



# ALL-TIME DRAFT CHOICES



SELECTION	OVERALL	TEAM
<b>1973 (AT MONTREAL, MAY 15)</b>		
Lanny McDonald	4	Medicine Hat
Bob Neely	10	Peterborough
Ian Turnbull	15	Ottawa
Francois Rochon	52	Sherbrooke
Gord Titcomb	68	St. Catharines
Doug Marit	84	Regina
Dan Follett	100	Downsview
Les Burgess	116	Kitchener
Dave Pay	132	Univ. of Wisconsin
Lee Palmer	144	Clarkson College
Bob Peace	147	Cornell
Norm McLeod	159	M and W Rangers
<b>1972 (AT MONTREAL, JUNE 8)</b>		
George Ferguson	11	Toronto
Randy Osburn	27	London
Denis Deslauriers	43	Shawinigan
Brian Bowles	59	Cornwall
Michel Plante	75	Drummondville
Dave Shardlow	91	Flin Flon
Monte Miron	107	Clarkson University
Peter Williams	123	University of P.E.I.
Pat Boutette	139	Minn-Duluth
Gary Schofield	143	Clarkson University
<b>1971 (AT MONTREAL, JUNE 10)</b>		
Rick Kehoe	22	Hamilton
Dave Fortier	23	St. Catharines
Ralph Hopiavuori	30	Toronto
Gavin Kirk	37	Toronto
Rick Cunningham	51	Peterborough
Bob Sykes	65	Sudbury
Mike Ruest	79	Cornwall
Dale Smedsmo	93	Bemidji State
Steve Johnson	98	Verdun
Bob Burns	107	Canadian Armed Forces


SELECTION	OVERALL	TEAM
<b>1970 (AT MONTREAL, JUNE 11)</b>		
Darryl Sittler	8	London
Errol Thompson	22	Charlottetown
Gerry O'Flaherty	36	Kitchener
Bob Gryp	50	Boston University
Luc Simard	64	Trois-Rivieres
Calvin Booth	78	Weyburn
Paul Larose	91	Quebec Jr.
Ron Low	103	Dauphin
<b>1969 (AT MONTREAL, JUNE 12)</b>		
Ernie Moser	9	Estevan
Doug Brindley	20	Niagara Falls
Larry McIntyre	31	Moose Jaw
Frank Hughes	43	Edmonton
Brian Spencer	55	Swift Current
Bob Neufeld	67	Dauphin
<b>1968 (AT MONTREAL, JUNE 13)</b>		
Brad Selwood	10	Niagara Falls
<b>1967 (AT MONTREAL, JUNE 7)</b>		
Bob Kelly	16	Port Arthur
<b>1966 (AT MONTREAL, APRIL 25)</b>		
John Wright	4	West Clair
Cam Crosby	10	Toronto
Rick Ley	16	Niagara Falls
Dale MacLeish	22	Peterborough
<b>1965 (AT MONTREAL, APRIL 27)</b>		
No Selections		
<b>1964 (AT MONTREAL, JUNE 11)</b>		
Tom Martin	5	Toronto
Dave Cotey	11	Aurora
Mike Pelyk	17	Toronto
Jim Dorey	23	Stamford
<b>1963 (AT MONTREAL, JUNE 5)</b>		
Walt McKechnie	6	London
Neil Clairmont	12	Parry Sound
Jim McKenny	17	Neil McNeil
Gerry Meehan	21	Neil McNeil





The background features a series of diagonal stripes in two shades of blue. The stripes alternate between a solid dark blue and a medium blue with a fine, repeating geometric pattern. The stripes are oriented from the top-left to the bottom-right. The word "OPPONENTS" is centered in the middle of the image.

# OPPONENTS



ROGERS TORONTO MAPLE LEAFS 20:00 CITIZEN ROGERS  
Scotiabank Arena



# ALL-TIME REGULAR RECORD vs. NHL FRANCHISES



FRANCHISE	TOTAL							
	GP	W	L	T	OT	GF	GA	PTS
Anaheim Ducks	50	31	12	5	2	169	124	69
Arizona Coyotes	106	39	56	8	3	358	405	89
Boston Bruins	684	282	293	98	11	2,034	2,024	673
Brooklyn Americans	118	64	32	22	0	379	244	150
Buffalo Sabres	225	86	110	18	11	642	801	201
Calgary Flames	151	70	63	12	6	501	530	158
Carolina Hurricanes	130	51	61	11	7	408	454	120
Chicago Blackhawks	657	292	266	96	3	1,979	1,886	683
Cleveland Barons	62	38	15	9	0	238	171	85
Colorado Avalanche	88	34	40	9	5	292	319	82
Columbus Blue Jackets	36	18	12	1	5	114	105	42
Dallas Stars	222	101	92	28	1	743	750	231
Detroit Red Wings	680	299	283	93	5	1,979	1,928	696
Edmonton Oilers	117	61	45	8	3	427	427	133
Florida Panthers	98	48	35	7	8	296	298	111
Hamilton Tigers	46	29	17	0	0	208	183	58
Los Angeles Kings	157	67	66	21	3	519	519	158
Minnesota Wild	28	15	11	0	2	73	63	32
Montreal Maroons	92	43	43	6	0	216	216	92
Montreal Wanderers	2	1	1	0	0	9	10	2
Montréal Canadiens	765	311	347	88	19	2,137	2,332	729
Nashville Predators	30	15	13	1	1	78	85	32
New Jersey Devils	151	80	41	20	10	501	442	190
New York Islanders	165	78	69	7	11	535	572	174
New York Rangers	623	291	225	95	12	1,970	1,803	689
Ottawa Senators	140	67	57	3	13	421	425	150
Philadelphia Flyers	192	70	93	22	7	547	656	169
Philadelphia Quakers	26	13	10	3	0	70	61	29
Pittsburgh Penguins	194	87	83	17	7	668	683	198
San Jose Sharks	57	26	23	5	3	171	162	60
Seattle Kraken	4	3	1	0	0	18	12	6
St. Louis Blues	225	96	97	25	7	720	730	224
St. Louis Eagles	119	54	55	10	0	347	375	118
Tampa Bay Lightning	107	60	37	2	8	337	295	130
Vancouver Canucks	161	67	68	22	4	543	534	160
Vegas Golden Knights	10	6	3	0	1	32	28	13
Washington Capitals	155	68	72	10	5	520	530	151
Winnipeg Jets	77	43	24	1	9	271	215	96
<b>TOTAL</b>	<b>66,950</b>	<b>3,104</b>	<b>2,871</b>	<b>783</b>	<b>192</b>	<b>21,470</b>	<b>21,397</b>	<b>7,183</b>

# HOME AND ROAD SEASON RECORD vs. NHL FRANCHISES



FRANCHISE	HOME					ROAD				
	GP	W	L	T	OT	GP	W	L	T	OT
Anaheim Ducks	27	19	3	4	1	23	12	9	1	1
Arizona Coyotes	55	22	28	2	3	51	17	28	6	0
Boston Bruins	343	177	112	51	3	341	105	181	47	8
Brooklyn Americans	59	44	7	8	0	59	20	25	14	0
Buffalo Sabres	112	52	43	12	5	113	34	67	6	6
Calgary Flames	72	40	21	7	4	79	30	42	5	2
Carolina Hurricanes	66	27	32	5	2	64	24	29	6	5
Chicago Blackhawks	327	169	102	54	2	330	123	164	42	1
Cleveland Barons	31	24	3	4	0	31	14	12	5	0
Colorado Avalanche	47	19	22	4	2	41	15	18	5	3
Columbus Blue Jackets	19	8	7	1	3	17	10	5	0	2
Dallas Stars	113	57	39	17	0	109	44	53	11	1
Detroit Red Wings	337	178	109	47	3	343	121	174	46	2
Edmonton Oilers	55	33	19	2	1	62	28	26	6	2
Florida Panthers	47	27	16	2	2	51	21	19	5	6
Hamilton Tigers	23	18	5	0	0	23	11	12	0	0
Los Angeles Kings	80	41	27	11	1	77	26	39	10	2
Minnesota Wild	15	10	5	0	0	13	5	6	0	2
Montreal Maroons	46	26	17	3	0	46	17	26	3	0
Montreal Wanderers	1	1	0	0	0	1	0	1	0	0
Montréal Canadiens	382	198	129	45	10	383	113	218	43	9
Nashville Predators	17	8	8	1	0	13	7	5	0	1
New Jersey Devils	77	50	17	5	5	74	30	24	15	5
New York Islanders	84	45	30	4	5	81	33	39	3	6
New York Rangers	310	170	94	39	7	313	121	131	56	5
Ottawa Senators	70	37	23	2	8	70	30	34	1	5
Philadelphia Flyers	96	40	38	14	4	96	30	55	8	3
Philadelphia Quakers	13	9	3	1	0	13	4	7	2	0
Pittsburgh Penguins	96	48	34	11	3	98	39	49	6	4
San Jose Sharks	30	16	10	2	2	27	10	13	3	1
Seattle Kraken	2	1	1	0	0	2	2	0	0	0
St. Louis Blues	111	60	34	11	6	114	36	63	14	1
St. Louis Eagles	59	36	18	5	0	60	18	37	5	0
Tampa Bay Lightning	54	31	19	1	3	53	29	18	1	5
Vancouver Canucks	79	41	26	11	1	82	26	42	11	3
Vegas Golden Knights	5	4	0	0	1	5	2	3	0	0
Washington Capitals	76	41	27	6	2	79	27	45	4	3
Winnipeg Jets	38	21	12	1	4	39	22	12	0	5
<b>TOTAL</b>	<b>3,474</b>	<b>1,848</b>	<b>1,140</b>	<b>393</b>	<b>93</b>	<b>3,476</b>	<b>1,256</b>	<b>1,731</b>	<b>390</b>	<b>99</b>

# ALL-TIME POST SEASON RECORD vs. NHL FRANCHISES



FRANCHISE	SERIES	W	L	GP	W	L	T	GF	GA	LAST	ROUND	RESULT
Boston Bruins	16	8	8	83	40	42	1	205	226	2019	R1	L 3-4
<i>Brooklyn Americans</i>	2	2	0	5	4	1	0	12	3	1939	QF	W 2-0
Buffalo Sabres	1	0	1	5	1	4	0	16	21	1999	CF	L 1-4
Calgary Flames	1	1	0	2	2	0	0	9	5	1979	PRLM	W 2-0
Carolina Hurricanes	1	0	1	6	2	4	0	6	10	2002	CF	L 2-4
Chicago Blackhawks	9	6	3	38	22	15	1	111	89	1995	CQF	L 3-4
Columbus Blue Jackets	1	0	1	5	2	3	0	10	12	2020	SCQ	L 2-3
Dallas Stars	2	0	2	7	1	6	0	26	35	1983	DSF	L 1-3
Detroit Red Wings	23	12	11	117	58	59	0	311	321	1993	DSF	W 4-3
Florida Panthers	1	0	1	5	1	4	0	10	14	2023	R2	L 1-4
Los Angeles Kings	3	2	1	12	7	5	0	41	31	1993	CF	L 3-4
Montreal Maroons	2	1	1	5	1	3	1	8	13	1935	SCF	L 0-3
<i>Montreal Canadiens</i>	16	7	9	78	32	46	0	178	229	2021	R1	L 3-4
New Jersey Devils	2	0	2	13	5	8	0	27	37	2001	CSF	L 3-4
New York Islanders	3	2	1	17	8	9	0	42	54	2002	CQF	W 4-3
New York Rangers	8	3	5	35	16	19	0	86	86	1971	QF	L 2-4
Ottawa Senators	4	4	0	24	16	8	0	57	42	2004	CQF	W 4-3
Philadelphia Flyers	6	1	5	36	14	22	0	85	119	2004	CSF	L 2-4
Pittsburgh Penguins	3	3	0	12	8	4	0	39	27	1999	CSF	W 4-2
San Jose Sharks	1	1	0	7	4	3	0	26	21	1994	CSF	W 4-3
St. Louis Blues	5	2	3	31	14	17	0	90	88	1996	CQF	L 2-4
<i>St. Louis Eagles</i>	2	1	1	4	1	2	1	5	11	1922	NHLF	W 1-0-1
Tampa Bay Lightning	2	1	1	13	7	6	0	47	44	2023	R1	W 4-2
Vancouver Canucks	1	0	1	5	1	4	0	9	16	1994	CF	L 1-4
Washington Capitals	1	0	1	6	2	4	0	16	18	2017	R1	L 2-4
<b>TOTAL</b>	<b>116</b>	<b>57</b>	<b>59</b>	<b>571</b>	<b>269</b>	<b>298</b>	<b>4</b>	<b>1,472</b>	<b>1,572</b>			



## ANAHEIM DUCKS

TEAM NOTABLES vs. ANAHEIM	PLAYER NOTABLES vs. ANAHEIM
<p><b>ALL-TIME RECORD:</b> 31-12-5-2 (50 games)</p> <p><b>ALL-TIME HOME RECORD:</b> 19-3-4-1 (27 games)</p> <p><b>ALL-TIME ROAD RECORD:</b> 12-9-1-1 (23 games)</p> <p><b>LAST WIN IN TORONTO:</b> Dec. 13, 2022 (7-0)</p> <p><b>LAST WIN IN ANAHEIM:</b> Nov. 28, 2021 (5-1)</p> <p><b>SHOOTOUT RECORD:</b> 1-1</p>	<p><b>LAST LEAF SHUTOUT IN TORONTO:</b> Dec. 13, 2022 (7-0, Ilya Samsonov)</p> <p><b>LAST LEAF SHUTOUT IN ANAHEIM:</b> Jan. 6, 2016 (4-0, Jonathan Bernier)</p> <p><b>LAST OPPONENT SHUTOUT IN TORONTO:</b> Nov. 9, 1999 (0-2, Guy Hebert)</p> <p><b>LAST OPPONENT SHUTOUT IN ANAHEIM:</b> Jan. 14, 2015 (0-4, Frederik Andersen)</p> <p><b>LAST LEAF HAT TRICK vs. ANAHEIM:</b> Oct. 22, 2013 vs. ANA (Phil Kessel)</p> <p><b>LAST ANAHEIM HAT TRICK vs. LEAFS:</b> Jan. 14, 2015 (Corey Perry)</p> <p><b>LAST LEAFS OVERTIME GOAL:</b> Feb. 7, 2020 vs. ANA (5-4, John Tavares)</p> <p><b>LAST ANAHEIM OVERTIME GOAL vs. LEAFS:</b> Oct. 30, 2022 at ANA (3-4, Trevor Zegras)</p>



## ARIZONA COYOTES

TEAM NOTABLES vs. ARIZONA	PLAYER NOTABLES vs. ARIZONA
<p><b>ALL-TIME RECORD:</b> 39-56-8-3 (106 games)</p> <p><b>ALL-TIME HOME RECORD:</b> 22-28-2-3 (55 games)</p> <p><b>ALL-TIME ROAD RECORD:</b> 17-28-6-0 (51 games)</p> <p><b>LAST WIN IN TORONTO:</b> Feb. 11, 2020 (3-2 OT)</p> <p><b>LAST WIN IN ARIZONA:</b> Nov. 21, 2019 (3-1)</p> <p><b>SHOOTOUT RECORD:</b> 1-2</p>	<p><b>LAST LEAF SHUTOUT IN TORONTO:</b> Apr. 10, 1994 vs. WPG (7-0, Felix Potvin)</p> <p><b>LAST LEAF SHUTOUT IN ARIZONA:</b> Never</p> <p><b>LAST OPPONENT SHUTOUT IN TORONTO:</b> Nov. 8, 1997 (0-3, Nikolai Khabibulin)</p> <p><b>LAST OPPONENT SHUTOUT IN ARIZONA:</b> Feb. 16, 2019 (0-2, Darcy Kuemper)</p> <p><b>LAST LEAF HAT TRICK vs. ARIZONA:</b> Dec. 14, 1984 at WPG (Bill Derlago)</p> <p><b>LAST ARIZONA HAT TRICK vs. LEAFS:</b> Dec. 4, 2008 at PHX (Martin Hanzal)</p> <p><b>LAST LEAFS OVERTIME GOAL vs. ARIZONA:</b> Feb. 11, 2020 vs. ARI (3-2, Kasperii Kapanen)</p> <p><b>LAST ARIZONA OVERTIME GOAL vs. LEAFS:</b> Mar. 10, 2022 vs. ARI (1-5, Jakob Chychrun)</p>



## BOSTON BRUINS

TEAM NOTABLES vs. BOSTON	PLAYER NOTABLES vs. BOSTON
<p><b>ALL-TIME RECORD:</b> 282-293-98-11 (684 games)</p> <p><b>ALL-TIME HOME RECORD:</b> 177-112-51-3 (343 games)</p> <p><b>ALL-TIME ROAD RECORD:</b> 105-181-47-8 (341 games)</p> <p><b>LAST WIN IN TORONTO:</b> Nov. 5, 2022 (2-1)</p> <p><b>LAST WIN IN BOSTON:</b> Mar. 29, 2022 (6-4)</p> <p><b>SHOOTOUT RECORD:</b> 6-6</p>	<p><b>LAST LEAF SHUTOUT IN TORONTO:</b> Dec. 19, 2009 (2-0, Jonas Gustavsson)</p> <p><b>LAST LEAF SHUTOUT IN BOSTON:</b> Mar. 25, 2004 (3-0, Ed Belfour)</p> <p><b>LAST OPPONENT SHUTOUT IN TORONTO:</b> Feb. 2, 2013 (0-1, Tuukka Rask)</p> <p><b>LAST OPPONENT SHUTOUT IN BOSTON:</b> Nov. 21, 2015 (0-2, Tuukka Rask)</p> <p><b>LAST LEAF HAT TRICK vs. BOSTON:</b> Feb. 4, 2016 at BOS (William Nylander)</p> <p><b>LAST BOSTON HAT TRICK vs. LEAFS:</b> Nov. 10, 2018 at BOS (David Pastrnak)</p> <p><b>LAST LEAFS OVERTIME GOAL vs. BOSTON:</b> Oct. 19, 2019 vs. BOS (4-3, Morgan Rielly)</p> <p><b>LAST BOSTON OVERTIME GOAL vs. LEAFS:</b> Apr. 6, 2023 at BOS (1-2, David Pastrnak)</p>



## BUFFALO SABRES

TEAM NOTABLES vs. BUFFALO	PLAYER NOTABLES vs. BUFFALO
<p><b>ALL-TIME RECORD:</b> 86-110-18-11 (225 games)</p> <p><b>ALL-TIME HOME RECORD:</b> 52-43-12-5 (112 games)</p> <p><b>ALL-TIME ROAD RECORD:</b> 34-67-6-6 (113 games)</p> <p><b>LAST WIN IN TORONTO:</b> Nov. 19, 2022 (5-2)</p> <p><b>LAST WIN IN BUFFALO:</b> Feb. 21, 2023 (6-3)</p> <p><b>SHOOTOUT RECORD:</b> 4-6</p>	<p><b>LAST LEAF SHUTOUT IN TORONTO:</b> Oct. 28, 2014 (4-0, Jonathan Bernier)</p> <p><b>LAST LEAF SHUTOUT IN BUFFALO:</b> Nov. 9, 2007 (3-0, Andrew Raycroft)</p> <p><b>LAST OPPONENT SHUTOUT IN TORONTO:</b> Nov. 30, 2009 (0-3, Ryan Miller)</p> <p><b>LAST OPPONENT SHUTOUT IN BUFFALO:</b> Feb. 4, 2009 (0-5, Ryan Miller)</p> <p><b>LAST LEAF HAT TRICK vs. BUFFALO:</b> Feb. 21, 2023 at BUF (Ryan O'Reilly)</p> <p><b>LAST BUFFALO HAT TRICK vs. LEAFS:</b> Feb. 4, 2009 at BUF (Thomas Vanek)</p> <p><b>LAST LEAFS OVERTIME GOAL vs. BUFFALO:</b> Nov. 30, 2019 vs. BUF (2-1, John Tavares)</p> <p><b>LAST BUFFALO OVERTIME GOAL vs. LEAFS:</b> Nov. 29, 2013 at BUF (2-3, Christian Ehrhoff)</p>



## CALGARY FLAMES

TEAM NOTABLES vs. CALGARY	PLAYER NOTABLES vs. CALGARY
<p><b>ALL-TIME RECORD:</b> 70-63-12-6 (151 games)</p> <p><b>ALL-TIME HOME RECORD:</b> 40-21-7-4 (72 games)</p> <p><b>ALL-TIME ROAD RECORD:</b> 30-42-5-2 (79 games)</p> <p><b>LAST WIN IN TORONTO:</b> Dec. 10, 2022 (5-4 OT)</p> <p><b>LAST WIN IN CALGARY:</b> Mar. 2, 2023 (2-1)</p> <p><b>SHOOTOUT RECORD:</b> 1-2</p>	<p><b>LAST LEAF SHUTOUT IN TORONTO:</b> Mar. 20, 2021 (2-0, Jack Campbell)</p> <p><b>LAST LEAF SHUTOUT IN CALGARY:</b> Mar. 28, 1993 (4-0, Darren Puppa)</p> <p><b>LAST OPPONENT SHUTOUT IN TORONTO:</b> Feb. 22, 2021 (0-3, David Rittich)</p> <p><b>LAST OPPONENT SHUTOUT IN CALGARY:</b> Nov. 30, 2016 (0-3, Chad Johnson)</p> <p><b>LAST LEAF HAT TRICK vs. CALGARY:</b> Mar. 4, 2019 at CGY (Tyler Ennis)</p> <p><b>LAST CALGARY HAT TRICK vs. LEAFS:</b> Mar. 14, 2009 vs. CGY (Olli Jokinen)</p> <p><b>LAST LEAFS OVERTIME GOAL vs. CALGARY:</b> Dec. 10, 2022 vs. CGY (5-4, Mitch Marner)</p> <p><b>LAST CALGARY OVERTIME GOAL vs. LEAFS:</b> Apr. 13, 2021 vs. CGY (2-3, Johnny Gaudreau)</p>



## CAROLINA HURRICANES

TEAM NOTABLES vs. CAROLINA	PLAYER NOTABLES vs. CAROLINA
<p><b>ALL-TIME RECORD:</b> 51-61-11-7 (130 games)</p> <p><b>ALL-TIME HOME RECORD:</b> 27-32-5-2 (66 games)</p> <p><b>ALL-TIME ROAD RECORD:</b> 24-29-6-5 (64 games)</p> <p><b>LAST WIN IN TORONTO:</b> Mar. 17, 2023 (5-2)</p> <p><b>LAST WIN IN CAROLINA:</b> Nov. 6, 2022 (3-1)</p> <p><b>SHOOTOUT RECORD:</b> 1-2</p>	<p><b>LAST LEAF SHUTOUT IN TORONTO:</b> Feb. 3, 2011 (3-0, James Reimer)</p> <p><b>LAST LEAF SHUTOUT IN CAROLINA:</b> Feb. 19, 2017 (4-0, Curtis McElhinney)</p> <p><b>LAST OPPONENT SHUTOUT IN TORONTO:</b> Jan. 21, 2016 (0-1 OT, Eddie Lack)</p> <p><b>LAST OPPONENT SHUTOUT IN CAROLINA:</b> Mar. 5, 1989 at HFD (0-3, Peter Sidorkiewicz)</p> <p><b>LAST LEAF HAT TRICK vs. CAROLINA:</b> Jan. 15, 2009 at CAR (Jason Blake)</p> <p><b>LAST CAROLINA HAT TRICK vs. LEAFS:</b> Nov. 27, 2001 vs. CAR (Sami Kapanen)</p> <p><b>LAST LEAFS OVERTIME GOAL vs. CAROLINA:</b> Feb. 7, 2022 vs. CAR (4-3, Mitch Marner)</p> <p><b>LAST CAROLINA OVERTIME GOAL vs. LEAFS:</b> Jan. 21, 2016 vs. CAR (0-1, Jordan Staal)</p>







## CHICAGO BLACKHAWKS

TEAM NOTABLES vs. CHICAGO	PLAYER NOTABLES vs. CHICAGO
<p><b>ALL-TIME RECORD:</b> ALL-TIME RECORD: 292-266-96-3 (657 games)</p> <p><b>ALL-TIME HOME RECORD:</b> 169-102-54-2 (327 games)</p> <p><b>ALL-TIME ROAD RECORD:</b> 123-164-42-1 (330 games)</p> <p><b>LAST WIN IN TORONTO:</b> Feb. 15, 2023 (5-2)</p> <p><b>LAST WIN IN CHICAGO:</b> Oct. 27, 2021 (3-2 OT)</p> <p><b>SHOOTOUT RECORD:</b> 0-1</p>	<p><b>LAST LEAF SHUTOUT IN TORONTO:</b> Mar. 30, 1968 (3-0, Johnny Bower)</p> <p><b>LAST LEAF SHUTOUT IN CHICAGO:</b> Apr. 6, 2001 (1-0, Curtis Joseph)</p> <p><b>LAST OPPONENT SHUTOUT IN TORONTO:</b> Oct. 24, 1970 (0-1, Tony Esposito)</p> <p><b>LAST OPPONENT SHUTOUT IN CHICAGO:</b> Dec. 21, 2014 (0-4, Antti Raanta)</p> <p><b>LAST LEAF HAT TRICK vs. CHICAGO:</b> Oct. 7, 2018 at CHI (John Tavares)</p> <p><b>LAST CHICAGO HAT TRICK vs. LEAFS:</b> Feb. 19, 2023 at CHI (Patrick Kane)</p> <p><b>LAST LEAFS OVERTIME GOAL vs. CHICAGO:</b> Oct. 27, 2021 at CHI (3-2, William Nylander)</p> <p><b>LAST CHICAGO OVERTIME GOAL vs. LEAFS:</b> Mar. 18, 2017 vs. CHI (1-2, Ryan Hartman)</p>



## COLORADO AVALANCHE

TEAM NOTABLES vs. COLORADO	PLAYER NOTABLES vs. COLORADO
<p><b>ALL-TIME RECORD:</b> 34-40-9-5 (88 games)</p> <p><b>ALL-TIME HOME RECORD:</b> 19-22-4-2 (47 games)</p> <p><b>ALL-TIME ROAD RECORD:</b> 15-18-5-3 (41 games)</p> <p><b>LAST WIN IN TORONTO:</b> Dec. 1, 2021 (8-3)</p> <p><b>LAST WIN IN COLORADO:</b> Dec. 31, 2022 (6-2)</p> <p><b>SHOOTOUT RECORD:</b> 0-2</p>	<p><b>LAST LEAF SHUTOUT IN TORONTO:</b> Nov. 4, 1998 (3-0, Curtis Joseph)</p> <p><b>LAST LEAF SHUTOUT IN COLORADO:</b> Dec. 22, 2016 (6-0, Frederik Andersen)</p> <p><b>LAST OPPONENT SHUTOUT IN TORONTO:</b> Jan. 25, 2003 (0-3, Patrick Roy)</p> <p><b>LAST OPPONENT SHUTOUT IN COLORADO:</b> Mar. 3, 1996 (0-4, Patrick Roy)</p> <p><b>LAST LEAF HAT TRICK vs. COLORADO:</b> Dec. 1, 2021 vs. COL (Auston Matthews)</p> <p><b>LAST COLORADO HAT TRICK vs. LEAFS:</b> Jan. 14, 2019 vs. COL (Carl Soderberg)</p> <p><b>LAST LEAFS OVERTIME GOAL vs. COLORADO:</b> Oct. 14, 2014 vs. COL (3-2, Phil Kessel)</p> <p><b>LAST COLORADO OVERTIME GOAL vs. LEAFS:</b> Jan. 8, 2022 at COL (4-5, Devon Toews)</p>



## COLUMBUS BLUE JACKETS

TEAM NOTABLES vs. COLUMBUS	PLAYER NOTABLES vs. COLUMBUS
<p><b>ALL-TIME RECORD:</b> 18-12-1-5 (36 games)</p> <p><b>ALL-TIME HOME RECORD:</b> 8-7-1-3 (19 games)</p> <p><b>ALL-TIME ROAD RECORD:</b> 10-5-0-2 (17 games)</p> <p><b>LAST WIN IN TORONTO:</b> Apr. 4, 2023 (4-2)</p> <p><b>LAST WIN IN COLUMBUS:</b> Feb. 10, 2023 (3-0)</p> <p><b>SHOOTOUT RECORD:</b> 0-1</p>	<p><b>LAST LEAF SHUTOUT IN TORONTO:</b> Never</p> <p><b>LAST LEAF SHUTOUT IN COLUMBUS:</b> Feb. 10, 2023 (3-0, Ilya Samsonov)</p> <p><b>LAST OPPONENT SHUTOUT IN TORONTO:</b> Nov. 25, 2013 (0-6, Sergei Bobrovsky)</p> <p><b>LAST OPPONENT SHUTOUT IN COLUMBUS:</b> Apr. 8, 2015 (0-5, Sergei Bobrovsky)</p> <p><b>LAST LEAF HAT TRICK vs. COLUMBUS:</b> Feb. 14, 2018 vs. CBJ (Nazem Kadri)</p> <p><b>LAST COLUMBUS HAT TRICK vs. LEAFS:</b> Mar. 20, 2003 at CBJ (Tyler Wright)</p> <p><b>LAST LEAFS OVERTIME GOAL vs. COLUMBUS:</b> Never</p> <p><b>LAST COLUMBUS OVERTIME GOAL vs. LEAFS:</b> Feb. 22, 2022 at CBJ (3-4, Patrick Laine)</p>



## DALLAS STARS

## TEAM NOTABLES vs. DALLAS

**ALL-TIME RECORD:** 101-92-28-1 (222 games)  
**ALL-TIME HOME RECORD:** 57-39-17-0 (113 games)  
**ALL-TIME ROAD RECORD:** 44-53-11-1 (109 games)

**LAST WIN IN TORONTO:** Oct. 20, 2022 (3-2 OT)  
**LAST WIN IN DALLAS:** Dec. 6, 2022 (4-0)

**SHOOTOUT RECORD:** 2-0



## PLAYER NOTABLES vs. DALLAS

**LAST LEAF SHUTOUT IN TORONTO:** Mar. 15, 2022 (4-0, Erik Kallgren)  
**LAST LEAF SHUTOUT IN DALLAS:** Dec. 6, 2022 (4-0, Matt Murray)

**LAST OPPONENT SHUTOUT IN TORONTO:** Dec. 21, 1987 vs. MIN (0-0, Kari Takko)  
**LAST OPPONENT SHUTOUT IN DALLAS:** Oct. 19, 1996 (0-2, Andy Moog)

**LAST LEAF HAT TRICK vs. DALLAS:** Apr. 3, 1985 at MIN (Bill Derlago)  
**LAST DALLAS HAT TRICK vs. LEAFS:** Dec. 23, 2008 vs. DAL (James Neal)

**LAST LEAFS OVERTIME GOAL vs. DALLAS:** Oct. 20, 2022 vs. DAL (3-2, Nicholas Robertson)  
**LAST DALLAS OVERTIME GOAL vs. LEAFS:** Oct. 28, 2009 at DAL (3-4, James Neal)

## DETROIT RED WINGS

## TEAM NOTABLES vs. DETROIT

**ALL-TIME RECORD:** 299-283-93-5 (680 games)  
**ALL-TIME HOME RECORD:** 178-109-47-3 (337 games)  
**ALL-TIME ROAD RECORD:** 121-174-46-2 (343 games)

**LAST WIN IN TORONTO:** Jan. 7, 2023 (4-1)  
**LAST WIN IN DETROIT:** Nov. 28, 2022 (4-2)

**SHOOTOUT RECORD:** 2-1



## PLAYER NOTABLES vs. DETROIT

**LAST LEAF SHUTOUT IN TORONTO:** Apr. 26, 2022 (3-0, Jack Campbell)  
**LAST LEAF SHUTOUT IN DETROIT:** Nov. 27, 2019 (6-0, Frederik Andersen)

**LAST OPPONENT SHUTOUT IN TORONTO:** Jan. 3, 1976 (0-1, Jim Rutherford)  
**LAST OPPONENT SHUTOUT IN DETROIT:** Oct. 9, 2015 (0-4, Jimmy Howard)

**LAST LEAF HAT TRICK vs. DETROIT:** Feb. 26, 2022 at DET (Mitch Marner - 4)  
**LAST DETROIT HAT TRICK vs. LEAFS:** Apr. 2, 2023 vs. DET (Dylan Larkin)

**LAST LEAFS OVERTIME GOAL vs. DETROIT:** Dec. 23, 2018 vs. DET (5-4, Kasperii Kapanen)  
**LAST DETROIT OVERTIME GOAL vs. LEAFS:** Feb. 1, 2019 at DET (2-3, Danny DeKeyser)

## EDMONTON OILERS

## TEAM NOTABLES vs. EDMONTON

**ALL-TIME RECORD:** 61-45-8-3 (117 games)  
**ALL-TIME HOME RECORD:** 33-19-2-1 (55 games)  
**ALL-TIME ROAD RECORD:** 28-26-6-2 (62 games)

**LAST WIN IN TORONTO:** Mar. 11, 2023 (7-4)  
**LAST WIN IN EDMONTON:** Dec. 14, 2021 (5-1)

**SHOOTOUT RECORD:** 0-0



## PLAYER NOTABLES vs. EDMONTON

**LAST LEAF SHUTOUT IN TORONTO:** Dec. 10, 2017 (1-0, Curtis McElhinney)  
**LAST LEAF SHUTOUT IN EDMONTON:** Mar. 1, 2021 (3-0, Michael Hutchinson)


**LAST OPPONENT SHUTOUT IN TORONTO:** Dec. 2, 2010 (0-5, Nikolai Khabibulin)  
**LAST OPPONENT SHUTOUT IN EDMONTON:** Mar. 7, 2001 (0-4, Tommy Salo)

**LAST LEAF HAT TRICK vs. EDMONTON:** Apr. 1, 1999 at EDM (Sergei Berezin)  
**LAST EDMONTON HAT TRICK vs. LEAFS:** Feb. 11, 2016 at EDM (Jordan Eberle)

**LAST LEAFS OVERTIME GOAL vs. EDMONTON:** Mar. 27, 2021 vs. EDM (4-3, Auston Matthews)  
**LAST EDMONTON OVERTIME GOAL vs. LEAFS:** Mar. 29, 2021 vs. EDM (2-3, Darnell Nurse)




## FLORIDA PANTHERS

TEAM NOTABLES vs. FLORIDA	PLAYER NOTABLES vs. FLORIDA
<b>ALL-TIME RECORD:</b> 48-35-7-8 (98 games) <b>ALL-TIME HOME RECORD:</b> 27-16-2-2 (47 games) <b>ALL-TIME ROAD RECORD:</b> 21-19-5-6 (51 games)	<b>LAST LEAF SHUTOUT IN TORONTO:</b> Feb. 20, 2018 (1-0, Frederik Andersen) <b>LAST LEAF SHUTOUT IN FLORIDA:</b> Apr. 25, 2013 (4-0, James Reimer)
<b>LAST WIN IN TORONTO:</b> Jan. 17, 2023 (5-4 OT) <b>LAST WIN IN FLORIDA:</b> Apr. 10, 2023 (2-1 OT)	<b>LAST OPPONENT SHUTOUT IN TORONTO:</b> Feb. 5, 2008 (0-8, Tomas Vokoun) <b>LAST OPPONENT SHUTOUT IN FLORIDA:</b> Mar. 17, 2011 (0-4, Scott Clemmensen)
<b>SHOOTOUT RECORD:</b> 4-1	<b>LAST LEAF HAT TRICK vs. FLORIDA:</b> Mar. 25, 2019 vs. FLA (John Tavares - 4) <b>LAST FLORIDA HAT TRICK vs. LEAFS:</b> Feb. 3, 2020 vs. FLA (Mark Pysyk)
	<b>LAST LEAFS OVERTIME GOAL vs. FLORIDA:</b> Apr. 10, 2023 at FLA (2-1, John Tavares) <b>LAST FLORIDA OVERTIME GOAL vs. LEAFS:</b> Mar. 29, 2023 vs. FLA (3-2, Brandon Montour)

## LOS ANGELES KINGS

TEAM NOTABLES vs. LOS ANGELES	PLAYER NOTABLES vs. LOS ANGELES
<b>ALL-TIME RECORD:</b> 67-66-21-3 (157 games) <b>ALL-TIME HOME RECORD:</b> 41-27-11-1 (80 games) <b>ALL-TIME ROAD RECORD:</b> 26-39-10-2 (77 games)	<b>LAST LEAF SHUTOUT IN TORONTO:</b> Dec. 8, 2022 (5-0, Ilya Samsonov) <b>LAST LEAF SHUTOUT IN LOS ANGELES:</b> Mar. 5, 2020 (0-1 SO, Frederik Andersen)
<b>LAST WIN IN TORONTO:</b> Dec. 8, 2022 (5-0) <b>LAST WIN IN LOS ANGELES:</b> Nov. 24, 2021 (6-2)	<b>LAST OPPONENT SHUTOUT IN TORONTO:</b> Nov. 8, 2016 (0-7, Peter Budaj) <b>LAST OPPONENT SHUTOUT IN LOS ANGELES:</b> Mar. 5, 2020 (0-1 SO, Jonathan Quick)
<b>SHOOTOUT RECORD:</b> 1-3	<b>LAST LEAF HAT TRICK vs. LOS ANGELES:</b> Jan. 6, 1990 vs. LAK (Daniel Marois) <b>LAST LOS ANGELES HAT TRICK vs. LEAFS:</b> Dec. 1, 1988 at LAK (Dave Taylor)
	<b>LAST LEAFS OVERTIME GOAL vs. LOS ANGELES:</b> Nov. 12, 2002 vs. LAK (4-3, Mats Sundin) <b>LAST LOS ANGELES OVERTIME GOAL vs. LEAFS:</b> Never

## MINNESOTA WILD

TEAM NOTABLES vs. MINNESOTA	PLAYER NOTABLES vs. MINNESOTA
<b>ALL-TIME RECORD:</b> 13-11-0-2 (26 games) <b>ALL-TIME HOME RECORD:</b> 9-5-0-0 (14 games) <b>ALL-TIME ROAD RECORD:</b> 4-6-0-2 (12 games)	<b>LAST LEAF SHUTOUT IN TORONTO:</b> Never <b>LAST LEAF SHUTOUT IN MINNESOTA:</b> Mar. 22, 2011 (3-0, James Reimer)
<b>LAST WIN IN TORONTO:</b> Feb. 24, 2022 (3-1) <b>LAST WIN IN MINNESOTA:</b> Dec. 31, 2019 (4-1)	<b>LAST OPPONENT SHUTOUT IN TORONTO:</b> Never <b>LAST OPPONENT SHUTOUT IN MINNESOTA:</b> Dec. 14, 2017 (2-0, Alex Stalock)
<b>SHOOTOUT RECORD:</b> 0-2	<b>LAST LEAF HAT TRICK vs. MINNESOTA:</b> Never <b>LAST MINNESOTA HAT TRICK vs. LEAFS:</b> Never
	<b>LAST LEAFS OVERTIME GOAL:</b> Never <b>LAST MINNESOTA OVERTIME GOAL vs. LEAFS:</b> Never



## MONTREAL CANADIENS

TEAM NOTABLES vs. MONTREAL	PLAYER NOTABLES vs. MONTREAL
<p><b>ALL-TIME RECORD:</b> 311-347-88-19 (765 games)</p> <p><b>ALL-TIME HOME RECORD:</b> 198-129-45-10 (382 games)</p> <p><b>ALL-TIME ROAD RECORD:</b> 113-218-43-9 (383 games)</p> <p><b>LAST WIN IN TORONTO:</b> Apr. 8, 2023 (7-1)</p> <p><b>LAST WIN IN MONTREAL:</b> Apr. 28, 2021 (4-1)</p> <p><b>SHOOTOUT RECORD:</b> 2-10</p>	<p><b>LAST LEAF SHUTOUT IN TORONTO:</b> Mar. 17, 2018 (4-0, Curtis McElhinney)</p> <p><b>LAST LEAF SHUTOUT IN MONTREAL:</b> Nov. 18, 2017 (6-0, Frederik Andersen)</p> <p><b>LAST OPPONENT SHUTOUT IN TORONTO:</b> Feb. 11, 2012 (0-5, Carey Price)</p> <p><b>LAST OPPONENT SHUTOUT IN MONTREAL:</b> Feb. 28, 2015 (0-4, Carey Price)</p> <p><b>LAST LEAF HAT TRICK vs. MONTREAL:</b> Oct. 28, 2006 at MTL (Tomas Kaberle)</p> <p><b>LAST MONTREAL HAT TRICK vs. LEAFS:</b> Apr. 6, 2019 at MTL (Ryan Poehling)</p> <p><b>LAST LEAFS OVERTIME GOAL vs. MONTREAL:</b> Jan. 13, 2021 vs. MTL (5-4, Morgan Rielly)</p> <p><b>LAST MONTREAL OVERTIME GOAL vs. LEAFS:</b> Jan. 21, 2023 at MTL (2-3, Rem Pitlick)</p>



## NASHVILLE PREDATORS

TEAM NOTABLES vs. NASHVILLE	PLAYER NOTABLES vs. NASHVILLE
<p><b>ALL-TIME RECORD:</b> 15-13-1-1 (30 games)</p> <p><b>ALL-TIME HOME RECORD:</b> 8-8-1-0 (17 games)</p> <p><b>ALL-TIME ROAD RECORD:</b> 7-5-0-1 (13 games)</p> <p><b>LAST WIN IN TORONTO:</b> Jan. 11, 2023 (2-1)</p> <p><b>LAST WIN IN NASHVILLE:</b> Mar. 26, 2023 (3-2)</p> <p><b>SHOOTOUT RECORD:</b> 2-0</p>	<p><b>LAST LEAF SHUTOUT IN TORONTO:</b> Nov. 16, 2021 (3-0, Jack Campbell)</p> <p><b>LAST LEAF SHUTOUT IN NASHVILLE:</b> Oct. 10, 2013 (4-0, Jonathan Bernier)</p> <p><b>LAST OPPONENT SHUTOUT IN TORONTO:</b> Jan. 7, 2019 (0-4, Pekka Rinne)</p> <p><b>LAST OPPONENT SHUTOUT IN NASHVILLE:</b> Mar. 19, 2019 (0-3, Pekka Rinne)</p> <p><b>LAST LEAF HAT TRICK vs. NASHVILLE:</b> Nov. 15, 2016 vs. NSH (James van Riemsdyk)</p> <p><b>LAST NASHVILLE HAT TRICK vs. LEAFS:</b> Feb. 23, 2016 vs. NSH (Filip Forsberg)</p> <p><b>LAST LEAFS OVERTIME GOAL vs. NASHVILLE:</b> Never</p> <p><b>LAST NASHVILLE OVERTIME GOAL vs. LEAFS:</b> Jan. 17, 2002 at NSH (2-3, Greg Johnson)</p>



## NEW JERSEY DEVILS

TEAM NOTABLES vs. NEW JERSEY	PLAYER NOTABLES vs. NEW JERSEY
<p><b>ALL-TIME RECORD:</b> 80-41-20-10 (151 games)</p> <p><b>ALL-TIME HOME RECORD:</b> 50-17-5-5 (77 games)</p> <p><b>ALL-TIME ROAD RECORD:</b> 30-24-15-5 (74 games)</p> <p><b>LAST WIN IN TORONTO:</b> Mar. 23, 2022 (3-2)</p> <p><b>LAST WIN IN NEW JERSEY:</b> Mar. 7, 2023 (4-3)</p> <p><b>SHOOTOUT RECORD:</b> 9-3</p>	<p><b>LAST LEAF SHUTOUT IN TORONTO:</b> Nov. 16, 2017 (1-0, Frederik Andersen)</p> <p><b>LAST LEAF SHUTOUT IN NEW JERSEY:</b> Never</p> <p><b>LAST OPPONENT SHUTOUT IN TORONTO:</b> Jan. 10, 2004 (0-1, Martin Brodeur)</p> <p><b>LAST OPPONENT SHUTOUT IN NEW JERSEY:</b> Jan. 3, 2003 (0-2, Corey Schwab)</p> <p><b>LAST LEAF HAT TRICK vs. NEW JERSEY:</b> Jan. 31, 2022 vs. NJD (Auston Matthews)</p> <p><b>LAST NEW JERSEY HAT TRICK vs. LEAFS:</b> Jan. 14, 2020 vs. NJD (Blake Coleman)</p> <p><b>LAST LEAFS OVERTIME GOAL vs. NEW JERSEY:</b> Dec. 27, 2019 at NJD (5-4, William Nylander)</p> <p><b>LAST NEW JERSEY OVERTIME GOAL vs. LEAFS:</b> Nov. 17, 2022 vs. NJD (2-3, Yegor Sharangovich)</p>





## NEW YORK ISLANDERS

TEAM NOTABLES vs. NY ISLANDERS	PLAYER NOTABLES vs. NY ISLANDERS
<p><b>ALL-TIME RECORD:</b> 78-69-7-11 (165 games)</p> <p><b>ALL-TIME HOME RECORD:</b> 45-30-4-5 (84 games)</p> <p><b>ALL-TIME ROAD RECORD:</b> 33-39-3-6 (81 games)</p>	<p><b>LAST LEAF SHUTOUT IN TORONTO:</b> Jan. 4, 2020 (3-0, Frederik Andersen)</p> <p><b>LAST LEAF SHUTOUT IN NY ISLANDERS:</b> Nov. 21, 2021 (3-0, Joseph Woll)</p>
<p><b>LAST WIN IN TORONTO:</b> Jan. 23, 2023 (5-2)</p> <p><b>LAST WIN IN NY ISLANDERS:</b> Jan. 22, 2022 (3-1)</p>	<p><b>LAST OPPONENT SHUTOUT IN TORONTO:</b> Dec. 29, 2018 (0-4, Robin Lehner)</p> <p><b>LAST OPPONENT SHUTOUT IN NY ISLANDERS:</b> Oct. 4, 1997 (0-3, Tommy Salo)</p>
<p><b>SHOOTOUT RECORD:</b> 3-3</p>	<p><b>LAST LEAF HAT TRICK vs. NY ISLANDERS:</b> Feb. 28, 2013 at NYI (Nazem Kadri)</p> <p><b>LAST NY ISLANDERS HAT TRICK vs. LEAFS:</b> Dec. 29, 2016 vs. NYI (Mathew Barzal)</p>
	<p><b>LAST LEAFS OVERTIME GOAL vs. NY ISLANDERS:</b> Feb. 28, 2013 at NYI (5-4, Dion Phaneuf)</p> <p><b>LAST NY ISLANDERS OVERTIME GOAL vs. LEAFS:</b> Nov. 21, 2022 vs. NYI (2-3, Anthony Beauvillier)</p>



## NEW YORK RANGERS

TEAM NOTABLES vs. NY RANGERS	PLAYER NOTABLES vs. NY RANGERS
<p><b>ALL-TIME RECORD:</b> 291-225-95-12 (623 games)</p> <p><b>ALL-TIME HOME RECORD:</b> 170-94-39-7 (310 games)</p> <p><b>ALL-TIME ROAD RECORD:</b> 121-131-56-5 (313 games)</p>	<p><b>LAST LEAF SHUTOUT IN TORONTO:</b> Feb. 15, 1967 (6-0, Johnny Bower)</p> <p><b>LAST LEAF SHUTOUT IN NY RANGERS:</b> Feb. 1, 2018 (4-0, Curtis McElhinney)</p>
<p><b>LAST WIN IN TORONTO:</b> Jan. 25, 2023 (3-2 OT)</p> <p><b>LAST WIN IN NY RANGERS:</b> Apr. 13, 2023 (3-2)</p>	<p><b>LAST OPPONENT SHUTOUT IN TORONTO:</b> Jan. 14, 2012 (0-3, Martin Biron)</p> <p><b>LAST OPPONENT SHUTOUT IN NY RANGERS:</b> Jan. 19, 2011 (0-7, Henrik Lundqvist)</p>
<p><b>SHOOTOUT RECORD:</b> 1-7</p>	<p><b>LAST LEAF HAT TRICK vs. NY RANGERS:</b> Dec. 6, 2007 at NYR (Nik Antropov)</p> <p><b>LAST NY RANGERS HAT TRICK vs. LEAFS:</b> Oct. 30, 2015 at NYR (Mats Zuccarello)</p>
	<p><b>LAST LEAFS OVERTIME GOAL vs. NY RANGERS:</b> Jan. 25, 2023 vs. NYR (3-2, Mitch Marner)</p> <p><b>LAST NY RANGERS OVERTIME GOAL vs. LEAFS:</b> Oct. 18, 2022 vs. NYR (1-2, Artemi Panarin)</p>



## OTTAWA SENATORS

TEAM NOTABLES vs. OTTAWA	PLAYER NOTABLES vs. OTTAWA
<p><b>ALL-TIME RECORD:</b> 67-57-3-13 (140 games)</p> <p><b>ALL-TIME HOME RECORD:</b> 37-23-2-8 (70 games)</p> <p><b>ALL-TIME ROAD RECORD:</b> 30-34-1-5 (70 games)</p>	<p><b>LAST LEAF SHUTOUT IN TORONTO:</b> Jan. 1, 2022 (6-0, Jack Campbell)</p> <p><b>LAST LEAF SHUTOUT IN OTTAWA:</b> Apr. 1, 2023 (3-0, Ilya Samsonov)</p>
<p><b>LAST WIN IN TORONTO:</b> Oct. 15, 2022 (3-2)</p> <p><b>LAST WIN IN OTTAWA:</b> Apr. 1, 2023 (3-0)</p>	<p><b>LAST OPPONENT SHUTOUT IN TORONTO:</b> Feb. 19, 2011 (0-1, Craig Anderson)</p> <p><b>LAST OPPONENT SHUTOUT IN OTTAWA:</b> Mar. 12, 2016 (0-4, Craig Anderson)</p>
<p><b>SHOOTOUT RECORD:</b> 6-6</p>	<p><b>LAST LEAF HAT TRICK vs. OTTAWA:</b> Apr. 3, 2021 vs. OTT (Auston Matthews)</p> <p><b>LAST OTTAWA HAT TRICK vs. LEAFS:</b> Apr. 3, 2008 vs. OTT (Antoine Vermette)</p>
	<p><b>LAST LEAFS OVERTIME GOAL vs. OTTAWA:</b> Apr. 16, 2022 at OTT (5-4, Mark Giordano)</p> <p><b>LAST OTTAWA OVERTIME GOAL vs. LEAFS:</b> May 12, 2021 at OTT (3-4, Josh Norris)</p>





## PHILADELPHIA FLYERS

TEAM NOTABLES vs. PHILADELPHIA	PLAYER NOTABLES vs. PHILADELPHIA
<p><b>ALL-TIME RECORD:</b> 70-93-22-7 (192 games)</p> <p><b>ALL-TIME HOME RECORD:</b> 40-38-14-4 (96 games)</p> <p><b>ALL-TIME ROAD RECORD:</b> 30-55-8-3 (96 games)</p>	<p><b>LAST LEAF SHUTOUT IN TORONTO:</b> Nov. 24, 2018 (6-0, Garret Sparks)</p> <p><b>LAST LEAF SHUTOUT IN PHILADELPHIA:</b> Nov. 10, 2021 (3-0, Jack Campbell)</p>
<p><b>LAST WIN IN TORONTO:</b> Dec. 22, 2022 (4-3)</p> <p><b>LAST WIN IN PHILADELPHIA:</b> Jan. 8, 2023 (6-2)</p>	<p><b>LAST OPPONENT SHUTOUT IN TORONTO:</b> Mar. 10, 2012 (0-1 SO, Ilya Bryzgalov)</p> <p><b>LAST OPPONENT SHUTOUT IN PHILADELPHIA:</b> Jan. 31, 2015 (Steve Mason)</p>
<p><b>SHOOTOUT RECORD:</b> 1-3</p>	<p><b>LAST LEAF HAT TRICK vs. PHILADELPHIA:</b> Nov. 2, 2022 vs. PHI (John Tavares)</p> <p><b>LAST PHILADELPHIA HAT TRICK vs. LEAFS:</b> Mar. 15, 2019 vs. PHI (James van Riemsdyk)</p>
	<p><b>LAST LEAFS OVERTIME GOAL vs. PHILADELPHIA:</b> Apr. 7, 2016 at PHI (4-3, Jake Gardiner)</p> <p><b>LAST PHILADELPHIA OVERTIME GOAL vs. LEAFS:</b> Jan. 18, 2018 at PHI (2-3, Sean Couturier)</p>



## PITTSBURGH PENGUINS

TEAM NOTABLES vs. PITTSBURGH	PLAYER NOTABLES vs. PITTSBURGH
<p><b>ALL-TIME RECORD:</b> 87-83-17-7 (194 games)</p> <p><b>ALL-TIME HOME RECORD:</b> 48-34-11-3 (96 games)</p> <p><b>ALL-TIME ROAD RECORD:</b> 39-49-6-4 (98 games)</p>	<p><b>LAST LEAF SHUTOUT IN TORONTO:</b> Feb. 20, 2020 (4-0, Frederik Andersen)</p> <p><b>LAST LEAF SHUTOUT IN PITTSBURGH:</b> Nov. 3, 2018 (5-0, Garret Sparks)</p>
<p><b>LAST WIN IN TORONTO:</b> Feb. 17, 2022 (4-1)</p> <p><b>LAST WIN IN PITTSBURGH:</b> Nov. 26, 2022 (4-1)</p>	<p><b>LAST OPPONENT SHUTOUT IN TORONTO:</b> Nov. 20, 2021 (0-2, Tristan Jerry)</p> <p><b>LAST OPPONENT SHUTOUT IN PITTSBURGH:</b> Dec. 27, 2000 (0-5, Garth Snow)</p>
<p><b>SHOOTOUT RECORD:</b> 1-5</p>	<p><b>LAST LEAF HAT TRICK vs. PITTSBURGH:</b> Mar. 5, 1980 at PIT (Darryl Sittler)</p> <p><b>LAST PITTSBURGH HAT TRICK vs. LEAFS:</b> Nov. 26, 2014 at PIT (Blake Comeau)</p>
	<p><b>LAST LEAFS OVERTIME GOAL vs. PITTSBURGH:</b> Dec. 17, 2016 vs. PIT (2-1, Jake Gardiner)</p> <p><b>LAST PITTSBURGH OVERTIME GOAL vs. LEAFS:</b> Nov. 26, 2014 at PIT (3-4, Blake Comeau)</p>




## SAN JOSE SHARKS

TEAM NOTABLES vs. SAN JOSE	PLAYER NOTABLES vs. SAN JOSE
<p><b>ALL-TIME RECORD:</b> 26-23-5-3 (57 games)</p> <p><b>ALL-TIME HOME RECORD:</b> 16-10-2-2 (30 games)</p> <p><b>ALL-TIME ROAD RECORD:</b> 10-13-3-1 (27 games)</p>	<p><b>LAST LEAF SHUTOUT IN TORONTO:</b> Never</p> <p><b>LAST LEAF SHUTOUT IN SAN JOSE:</b> Nov. 4, 1997 (0-0, Glenn Healy &amp; Marcel Cousineau)</p>
<p><b>LAST WIN IN TORONTO:</b> Nov. 30, 2022 (3-1)</p> <p><b>LAST WIN IN SAN JOSE:</b> Nov. 26, 2021 (4-1)</p>	<p><b>LAST OPPONENT SHUTOUT IN TORONTO:</b> Never</p> <p><b>LAST OPPONENT SHUTOUT IN SAN JOSE:</b> Jan. 9, 2016 (0-7, Martin Jones)</p>
<p><b>SHOOTOUT RECORD:</b> 1-1</p>	<p><b>LAST LEAF HAT TRICK vs. SAN JOSE:</b> Never</p> <p><b>LAST SAN JOSE HAT TRICK vs. LEAFS:</b> Never</p>
	<p><b>LAST LEAFS OVERTIME GOAL vs. SAN JOSE:</b> Never</p> <p><b>LAST SAN JOSE OVERTIME GOAL vs. LEAFS:</b> Oct. 27, 2022 at SJS (3-4, Erik Karlsson)</p>







## SEATTLE KRAKEN

TEAM NOTABLES vs. SEATTLE	PLAYER NOTABLES vs. SEATTLE
<b>ALL-TIME RECORD:</b> 3-1-0 (4 games) <b>ALL-TIME HOME RECORD:</b> 1-1-0 (2 games) <b>ALL-TIME ROAD RECORD:</b> 2-0-0 (2 games)	<b>LAST LEAF SHUTOUT IN TORONTO:</b> Never <b>LAST LEAF SHUTOUT IN SEATTLE:</b> Never
<b>LAST WIN IN TORONTO:</b> Mar. 8, 2022 (6-4) <b>LAST WIN IN SEATTLE:</b> Feb. 26, 2023 (5-1)	<b>LAST OPPONENT SHUTOUT IN SEATTLE:</b> Never <b>LAST OPPONENT SHUTOUT IN SEATTLE:</b> Never
<b>SHOOTOUT RECORD:</b> 0-0	<b>LAST LEAF HAT TRICK vs. SEATTLE:</b> Mar. 8, 2022 vs. SEA (Auston Matthews) <b>LAST SEATTLE HAT TRICK vs. LEAFS:</b> Never
	<b>LAST LEAFS OVERTIME GOAL:</b> Never <b>LAST SEATTLE OVERTIME GOAL vs. LEAFS:</b> Never

## ST. LOUIS BLUES

TEAM NOTABLES vs. ST. LOUIS	PLAYER NOTABLES vs. ST. LOUIS
<b>ALL-TIME RECORD:</b> 96-97-25-7 (225 games) <b>ALL-TIME HOME RECORD:</b> 60-34-11-6 (111 games) <b>ALL-TIME ROAD RECORD:</b> 36-63-14-1 (114 games)	<b>LAST LEAF SHUTOUT IN TORONTO:</b> Dec. 3, 1996 (2-0, Felix Potvin & Marcel Cousineau) <b>LAST LEAF SHUTOUT IN ST. LOUIS:</b> Nov. 4, 2000 (0-0, Curtis Joseph)
<b>LAST WIN IN TORONTO:</b> Jan. 2, 2016 (4-1) <b>LAST WIN IN ST. LOUIS:</b> Dec. 27, 2022 (5-4 OT)	<b>LAST OPPONENT SHUTOUT IN TORONTO:</b> Jan. 29, 1997 (0-4, Grant Fuhr) <b>LAST OPPONENT SHUTOUT IN ST. LOUIS:</b> Jan 17, 2015 (0-3, Brian Elliott)
<b>SHOOTOUT RECORD:</b> 2-2	<b>LAST LEAF HAT TRICK vs. ST. LOUIS:</b> Dec. 4, 1997 at STL (Derek King) <b>LAST ST. LOUIS HAT TRICK vs. LEAFS:</b> Mar. 25, 2014 vs. STL (David Backes)
	<b>LAST LEAFS OVERTIME GOAL:</b> Dec. 27, 2022 at STL (5-4, William Nylander) <b>LAST ST. LOUIS OVERTIME GOAL vs. LEAFS:</b> Feb. 19, 2019 at STL (2-3, Ryan O'Reilly)

## TAMPA BAY LIGHTNING

TEAM NOTABLES vs. TAMPA BAY	PLAYER NOTABLES vs. TAMPA BAY
<b>ALL-TIME RECORD:</b> 60-37-2-8 (107 games) <b>ALL-TIME HOME RECORD:</b> 31-19-1-3 (54 games) <b>ALL-TIME ROAD RECORD:</b> 29-18-1-5 (53 games)	<b>LAST LEAF SHUTOUT IN TORONTO:</b> Dec. 16, 2003 (3-0, Ed Belfour) <b>LAST LEAF SHUTOUT IN TAMPA BAY:</b> Mar. 16, 2017 (5-0, Frederik Andersen)
<b>LAST WIN IN TORONTO:</b> Dec. 20, 2022 (4-1) <b>LAST WIN IN TAMPA BAY:</b> Apr. 11, 2023 (4-3)	<b>LAST OPPONENT SHUTOUT IN TORONTO:</b> Jan. 2, 2018 (0-2, Andrei Vasilevskiy) <b>LAST OPPONENT SHUTOUT IN TAMPA BAY:</b> Mar. 28, 2016 (0-3, Ben Bishop)
<b>SHOOTOUT RECORD:</b> 2-2	<b>LAST LEAF HAT TRICK vs. TAMPA BAY:</b> Apr. 4, 2022 at TBL (Auston Matthews) <b>LAST TAMPA BAY HAT TRICK vs. LEAFS:</b> Mar. 19, 2014 vs. TBL (Steven Stamkos)
	<b>LAST LEAFS OVERTIME GOAL:</b> Nov. 4, 2021 vs. TBL (2-1, William Nylander) <b>LAST TAMPA BAY OVERTIME GOAL vs. LEAFS:</b> Dec. 3, 2022 at TBL (3-4, Alex Killorn)



## VANCOUVER CANUCKS

TEAM NOTABLES vs. VANCOUVER	PLAYER NOTABLES vs. VANCOUVER
<p><b>ALL-TIME RECORD:</b> 67-68-22-4 (161 games)</p> <p><b>ALL-TIME HOME RECORD:</b> 41-26-11-1 (79 games)</p> <p><b>ALL-TIME ROAD RECORD:</b> 26-42-11-3 (82 games)</p> <p><b>LAST WIN IN TORONTO:</b> Nov. 12, 2022 (3-2)</p> <p><b>LAST WIN IN VANCOUVER:</b> Dec. 10, 2019 (4-1)</p> <p><b>SHOOTOUT RECORD:</b> 1-2</p>	<p><b>LAST LEAF SHUTOUT IN TORONTO:</b> Jan. 5, 2019 (5-0, Michael Hutchinson)</p> <p><b>LAST LEAF SHUTOUT IN VANCOUVER:</b> Mar. 15, 2003 (1-0, Ed Belfour)</p> <p><b>LAST OPPONENT SHUTOUT IN TORONTO:</b> Oct. 27, 1971 (0-0, Dunc Wilson)</p> <p><b>LAST OPPONENT SHUTOUT IN VANCOUVER:</b> Nov. 2, 2013 (0-4, Roberto Luongo)</p> <p><b>LAST LEAF HAT TRICK vs. VANCOUVER:</b> Feb. 4, 2021 vs. VAN (Jason Spezza)</p> <p><b>LAST VANCOUVER HAT TRICK vs. LEAFS:</b> Oct. 18, 2001 at VAN (Markus Naslund)</p> <p><b>LAST LEAFS OVERTIME GOAL:</b> Mar. 6, 2000 at VAN (6-5, Mats Sundin)</p> <p><b>LAST VANCOUVER OVERTIME GOAL vs. LEAFS:</b> Apr. 18, 2021 at VAN (2-3, Bo Horvat)</p>



## VEGAS GOLDEN KNIGHTS

TEAM NOTABLES vs. VEGAS	PLAYER NOTABLES vs. VEGAS
<p><b>ALL-TIME RECORD:</b> 6-3-1 (10 games)</p> <p><b>ALL-TIME HOME RECORD:</b> 4-0-1 (5 games)</p> <p><b>ALL-TIME ROAD RECORD:</b> 2-3-0 (5 games)</p> <p><b>LAST WIN IN TORONTO:</b> Nov. 2, 2021 (4-0)</p> <p><b>LAST WIN IN VEGAS:</b> Jan. 11, 2022 (4-3 SO)</p> <p><b>SHOOTOUT RECORD:</b> 2-0</p>	<p><b>LAST LEAF SHUTOUT IN TORONTO:</b> Nov. 2, 2021 (4-0, Jack Campbell)</p> <p><b>LAST LEAF SHUTOUT IN VEGAS:</b> Never</p> <p><b>LAST OPPONENT SHUTOUT IN TORONTO:</b> Never</p> <p><b>LAST OPPONENT SHUTOUT IN VEGAS:</b> Never</p> <p><b>LAST LEAF HAT TRICK vs. VEGAS:</b> Never</p> <p><b>LAST VEGAS HAT TRICK vs. LEAFS:</b> Dec. 31, 2017 at VGK (William Karlsson)</p> <p><b>LAST LEAFS OVERTIME GOAL:</b> Nov. 7, 2019 vs. VGK (2-1, John Tavares)</p> <p><b>LAST VEGAS OVERTIME GOAL vs. LEAFS:</b> Nov. 8, 2022 vs. VGK (3-4, Reilly Smith)</p>



## WASHINGTON CAPITALS

TEAM NOTABLES vs. WASHINGTON	PLAYER NOTABLES vs. WASHINGTON
<p><b>ALL-TIME RECORD:</b> 68-72-10-5 (155 games)</p> <p><b>ALL-TIME HOME RECORD:</b> 41-27-6-2 (76 games)</p> <p><b>ALL-TIME ROAD RECORD:</b> 27-45-4-3 (79 games)</p> <p><b>LAST WIN IN TORONTO:</b> Jan. 29, 2023 (5-1)</p> <p><b>LAST WIN IN WASHINGTON:</b> Apr. 24, 2022 (4-3 SO)</p> <p><b>SHOOTOUT RECORD:</b> 5-3</p>	<p><b>LAST LEAF SHUTOUT IN TORONTO:</b> Mar. 6, 2007 (3-0, Andrew Raycroft)</p> <p><b>LAST LEAF SHUTOUT IN WASHINGTON:</b> Oct. 17, 2017 (2-0, Frederik Andersen)</p> <p><b>LAST OPPONENT SHUTOUT IN TORONTO:</b> Jan. 28, 1984 (0-8, Pat Riggin)</p> <p><b>LAST OPPONENT SHUTOUT IN WASHINGTON:</b> Mar. 1, 2015 (4-0, Braden Holtby)</p> <p><b>LAST LEAF HAT TRICK vs. WASHINGTON:</b> Jan. 23, 2019 vs. WSH (Nazem Kadri)</p> <p><b>LAST WASHINGTON HAT TRICK vs. LEAFS:</b> Dec. 17, 2022 at WSH (Erik Gustafsson)</p> <p><b>LAST LEAFS OVERTIME GOAL:</b> Mar. 29, 2003 vs. WSH (4-3, Mats Sundin)</p> <p><b>LAST WASHINGTON OVERTIME GOAL vs. LEAFS:</b> Oct. 29, 2019 vs. WSH (3-4, Alex Ovechkin)</p>





# WINNIPEG JETS

TEAM NOTABLES vs. WINNIPEG	PLAYER NOTABLES vs. WINNIPEG
<p><b>ALL-TIME RECORD:</b> 43-24-1-9 (77 games)</p> <p><b>ALL-TIME HOME RECORD:</b> 21-12-1-4 (38 games)</p> <p><b>ALL-TIME ROAD RECORD:</b> 22-12-0-5 (39 games)</p>	<p><b>LAST LEAF SHUTOUT IN TORONTO:</b> Jan. 5, 2012 (4-0, Jonas Gustavsson)</p> <p><b>LAST LEAF SHUTOUT IN WINNIPEG:</b> Dec. 14, 2007 at ATL (4-0, Vesa Toskala)</p>
<p><b>LAST WIN IN TORONTO:</b> Jan. 19, 2023 (4-1)</p> <p><b>LAST WIN IN WINNIPEG:</b> Oct. 22, 2022 (4-1)</p>	<p><b>LAST OPPONENT SHUTOUT IN TORONTO:</b> Never</p> <p><b>LAST OPPONENT SHUTOUT IN WINNIPEG:</b> Nov. 30, 2006 at ATL (0-5, Kari Lehtonen)</p>
<p><b>SHOOTOUT RECORD:</b> 2-3</p>	<p><b>LAST LEAF HAT TRICK vs. WINNIPEG:</b> Oct. 14, 2005 at ATL (Jeff O'Neill)</p> <p><b>LAST WINNIPEG HAT TRICK vs. LEAFS:</b> Oct. 19, 2016 at WPG (Patrik Laine)</p>
	<p><b>LAST LEAFS OVERTIME GOAL:</b> Mar. 11, 2021 vs. WPG (4-3, Auston Matthews)</p> <p><b>LAST WINNIPEG OVERTIME GOAL vs. LEAFS:</b> Oct. 19, 2016 at WPG (4-5, Patrik Laine)</p>



The background features a series of diagonal stripes in two shades of blue and black. The stripes are layered, creating a sense of depth and movement. A repeating pattern of small, dark, geometric shapes is visible within the blue stripes.

# HISTORY



# RECORD YEAR-BY-YEAR



SEASON	GP	W	L	T	OL	GF	GA	PTS	FINISHED	PLAYOFF RESULTS
2022-23	82	50	21	-	11	278	220	111	2nd, Atlantic	Lost Second Round
2021-22	82	54	21	-	8	312	252	115	2nd, Atlantic Division	Lost First Round
2020-21	56	35	14	-	7	186	148	77	1st, North Division	Lost First Round
2019-20 <sup>^</sup>	70	36	25	-	9	237	222	81	3rd, Atlantic Division	Lost Qualifying Round
2018-19	82	46	28	-	8	286	249	100	3rd, Atlantic Division	Lost First Round
2017-18	82	49	26	-	7	270	230	105	3rd, Atlantic Division	Lost First Round
2016-17	82	40	27	-	15	250	234	95	4th, Atlantic Division	Lost Conference Quarter-Final
2015-16	82	29	42	-	11	192	240	69	8th, Atlantic Division	Out of Playoffs
2014-15	82	30	44	-	8	206	257	68	7th, Atlantic Division	Out of Playoffs
2013-14	82	38	36	-	8	222	252	84	6th, Atlantic Division	Out of Playoffs
2012-13	48	26	17	-	5	145	128	57	3rd, Northeast Division	Lost Conference Quarter-Final
2011-12	82	35	37	-	10	227	259	80	4th, Northeast Division	Out of Playoffs
2010-11	82	37	34	-	11	213	245	85	4th, Northeast Division	Out of Playoffs
2009-10	82	30	38	-	14	210	263	74	5th, Northeast Division	Out of Playoffs
2008-09	82	34	35	-	13	244	286	81	5th, Northeast Division	Out of Playoffs
2007-08	82	36	35	-	11	228	256	83	5th, Northeast Division	Out of Playoffs
2006-07	82	40	31	-	11	258	269	91	3rd, Northeast Division	Out of Playoffs
2005-06	82	41	33	-	8	257	270	90	4th, Northeast Division	Out of Playoffs
2004-05									Did not play due to work stoppage	
2003-04	82	45	24	10	3	242	204	103	2nd, Northeast Division	Lost Conference Semi-Final
2002-03	82	44	28	7	3	236	208	98	2nd, Northeast Division	Lost Conference Quarter-Final
2001-02	82	43	25	10	4	249	207	100	2nd, Northeast Division	Lost Conference Final
2000-01	82	37	29	11	5	232	207	90	3rd, Northeast Division	Lost Conference Semi-Final
1999-00	82	45	27	7	3	246	222	100	1st, Northeast Division	Lost Conference Semi-Final
1998-99	82	45	30	7		268	231	97	2nd, Northeast Division	Lost Conference Final
1997-98	82	30	43	9		194	237	69	6th, Central Division	Out of Playoffs
1996-97	82	30	44	8		230	273	68	6th, Central Division	Out of Playoffs
1995-96	82	34	36	12		247	252	80	3rd (tie) Central Division	Lost Conference Quarter-Final
1994-95	48	21	19	8		135	146	50	4th, Central Division	Lost Conference Quarter-Final
1993-94	84	43	29	12		280	243	98	2nd, Central Division	Lost Conference Final
1992-93	84	44	29	11		288	241	99	3rd, Norris Division	Lost Conference Final
1991-92	80	30	43	7		234	294	67	5th, Norris Division	Out of Playoffs
1990-91	80	23	46	11		241	318	57	5th, Norris Division	Out of Playoffs
1989-90	80	38	38	4		337	358	80	3rd, Norris Division	Lost Preliminary
1988-89	80	28	46	6		259	342	62	5th, Norris Division	Out of Playoffs
1987-88	80	21	49	10		273	345	52	4th, Norris Division	Lost Preliminary
1986-87	80	32	42	6		286	319	70	4th, Norris Division	Lost Quarter-Final
1985-86	80	25	48	7		311	386	57	4th, Norris Division	Lost Quarter-Final
1984-85	80	20	52	8		253	358	48	5th, Norris Division	Out of Playoffs
1983-84	80	26	45	9		303	387	61	5th, Norris Division	Out of Playoffs
1982-83	80	28	40	12		293	330	68	3rd, Norris Division	Lost 1st Round
1981-82	80	20	44	16		298	380	56	5th, Norris Division	Out of Playoffs
1980-81	80	28	37	15		322	367	71	5th, Adams Division	Lost Preliminary
1979-80	80	35	40	5		304	327	75	4th, Adams Division	Lost Preliminary
1978-79	80	34	33	13		267	252	81	3rd, Adams Division	Lost Quarter-Final
1977-78	80	41	29	10		271	237	92	3rd, Adams Division	Lost Semi-Final
1976-77	80	33	32	15		301	285	81	3rd, Adams Division	Lost Quarter-Final
1975-76	80	34	31	15		294	276	83	3rd, Adams Division	Lost Quarter-Final
1974-75	80	31	33	16		280	309	78	3rd, Adams Division	Lost Quarter-Final
1973-74	78	35	27	16		274	230	86	4th, East Division	Lost Quarter-Final
1972-73	78	27	41	10		247	279	64	6th, East Division	Out of Playoffs
1971-72	78	33	31	14		209	208	80	4th, East Division	Lost Quarter-Final
1970-71	78	37	33	8		248	211	82	4th, East Division	Lost Quarter-Final
1969-70	76	29	34	13		222	242	71	6th, East Division	Out of Playoffs
1968-69	76	35	26	15		234	217	85	4th, East Division	Lost Quarter-Final
1967-68	74	33	31	10		209	176	76	5th, East Division	Out of Playoffs
1966-67	70	32	27	11		204	211	75	3rd	Won Stanley Cup
1965-66	70	34	25	11		208	187	79	3rd	Lost Semi-Final
1964-65	70	30	26	14		204	173	74	4th	Lost Semi-Final
1963-64	70	33	25	12		192	172	78	3rd	Won Stanley Cup
1962-63	70	35	23	12		221	180	82	1st	Won Stanley Cup
1961-62	70	37	22	11		232	180	85	2nd	Won Stanley Cup

# RECORD YEAR-BY-YEAR

SEASON	GP	W	L	T	OL	GF	GA	PTS	FINISHED	PLAYOFF RESULTS
1960-61	70	39	19	12		234	176	90	2nd	Lost Semi-Final
1959-60	70	35	26	9		199	195	79	2nd	Lost Final
1958-59	70	27	32	11		189	201	65	4th	Lost Final
1957-58	70	21	38	11		192	226	53	6th	Out of Playoffs
1956-57	70	21	34	15		174	192	57	5th	Out of Playoffs
1955-56	70	24	33	13		153	181	61	4th	Lost Semi-Final
1954-55	70	24	24	22		147	135	70	3rd	Lost Semi-Final
1953-54	70	32	24	14		152	131	78	3rd	Lost Semi-Final
1952-53	70	27	30	13		156	167	67	5th	Out of Playoffs
1951-52	70	29	25	16		168	157	74	3rd	Lost Semi-Final
1950-51	70	41	16	13		212	138	95	2nd	<b>Won Stanley Cup</b>
1949-50	70	31	27	12		176	173	74	3rd	Lost Semi-Final
1948-49	60	22	25	13		147	161	57	4th	<b>Won Stanley Cup</b>
1947-48	60	32	15	13		182	143	77	1st	<b>Won Stanley Cup</b>
1946-47	60	31	19	10		209	172	72	2nd	<b>Won Stanley Cup</b>
1945-46	50	19	24	7		174	185	45	5th	Out of Playoffs
1944-45	50	24	22	4		183	161	52	3rd	<b>Won Stanley Cup</b>
1943-44	50	23	23	4		214	174	50	3rd	Lost Semi-Final
1942-43	50	22	19	9		198	159	53	3rd	Lost Semi-Final
1941-42	48	27	18	3		158	136	57	2nd	<b>Won Stanley Cup</b>
1940-41	48	28	14	6		145	99	62	2nd	Lost Semi-Final
1939-40	48	25	17	6		134	110	56	3rd	Lost Final
1938-39	48	19	20	9		114	107	47	3rd	Lost Final
1937-38	48	24	15	9		151	127	57	1st, Cdn. Division	Lost Final
1936-37	48	22	21	5		119	115	49	3rd, Cdn. Division	Lost Quarter-Final
1935-36	48	23	19	6		126	106	52	2nd, Cdn. Division	Lost Final
1934-35	48	30	14	4		157	111	64	1st, Cdn. Division	Lost Final
1933-34	48	26	13	9		174	119	61	1st, Cdn. Division	Lost Semi-Final
1932-33	48	24	18	6		119	111	54	1st, Cdn. Division	Lost Final
1931-32	48	23	18	7		155	127	53	2nd, Cdn. Division	Won Stanley Cup
1930-31	44	22	13	9		118	99	53	2nd, Cdn. Division	Lost Quarter-Final
1929-30	44	17	21	6		116	124	40	4th, Cdn. Division	Out of Playoffs
* 1928-29	44	21	18	5		85	69	47	3rd, Cdn. Division	Lost Semi-Final
1927-28	44	18	18	8		89	88	44	4th, Cdn. Division	Out of Playoffs
1926-27	44	15	24	5		79	94	35	5th, Cdn. Division	Out of Playoffs
1925-26	36	12	21	3		92	114	27	6th	Out of Playoffs
1924-25	30	19	11	0		90	84	38	2nd	Lost NHL S-Final
1923-24	24	10	14	0		59	85	20	3rd	Out of Playoffs
1922-23	24	13	10	1		82	88	27	3rd	Out of Playoffs
** 1921-22	24	13	10	1		98	97	27	2nd	Won Stanley Cup
1920-21	24	15	9	0		105	100	30	1st, and 2nd***	Lost NHL Final
1919-20	24	12	12	0		119	106	24	3rd, and 2nd***	Out of Cup Playoffs
1918-19	18	5	13	0		64	92	10	3rd, and 3rd***	Out of Playoffs
1917-18	22	13	9	0		108	109	26	2nd, and 1st***	Won Stanley Cup

\* Name changed from St. Patricks to Maple Leafs

\*\* Name changed from Arenas to St. Patricks

\*\*\* Season played in two halves with no combined standing at end.

^ Season paused on March 12 due to COVID-19 pandemic.



# OPENING NIGHT HISTORY



SEASON	HOME OPENERS			SEASON	SEASON OPENERS		
	DATE	OPPOSITION	RESULT		DATE	OPPOSITION	RESULT
2022-23	Oct. 13/22	Washington	W 3-2	2022-23	Oct. 12/22	at Montreal	L 3-4
2021-22	Oct. 13/21	Montreal	W 2-1	2021-22	See Home Opener		
2020-21	Jan. 13/21	Montreal	W 5-4 (OT)	2020-21	See Home Opener		
2019-20	Oct. 2/19	Ottawa	W 5-3	2019-20	See Home Opener		
2018-19	Oct. 3/18	Montreal	W 3-2 (OT)	2018-19	See Home Opener		
2017-18	Oct. 7/17	NY Rangers	W 8-5	2017-18	Oct. 4/17	at Winnipeg	W 7-2
2016-17	Oct. 15/16	Boston	W 4-1	2016-17	Oct. 12/16	at Ottawa	L 4-5 (OT)
2015-16	Oct. 7/15	Montreal	L 3-1	2015-16	See Home Opener		
2014-15	Oct. 8/14	Montreal	L 4-3	2014-15	See Home Opener		
2013-14	Oct. 5/13	Ottawa	W 5-4 (SO)	2013-14	Oct. 1/13	at Montreal	W 4-3
2012-13	Jan. 21/13	Buffalo	L 1-2	2012-13	Jan. 19/13	at Montreal	W 2-1
2011-12	Oct. 6/11	Montreal	W 2-0	2011-12	See Home Opener		
2010-11	Oct. 7/10	Montreal	W 3-2	2010-11	See Home Opener		
2009-10	Oct. 1/09	Montreal	L 3-4 (OT)	2009-10	See Home Opener		
2008-09	Oct. 11/08	Montreal	L 1-6	2008-09	Oct. 9/08	at Detroit	W 3-2
2007-08	Oct. 3/07	Ottawa	3-4 L(OT)	2007-08	See Home Opener		
2006-07	Oct. 4/06	Ottawa	L 1-4	2006-07	See Home Opener		
2005-06	Oct. 5/05	Ottawa	L 2-3(SO)	2005-06	See Home Opener		
2004-05	Did not play due to work stoppage			2004-05	Did not play due to work stoppage		
2003-04	Oct. 11/03	Montreal	L 0-4	2003-04	See Home Opener		
2002-03	Oct. 12/02	Ottawa	L 1-2	2002-03	Oct. 10/02	at Pittsburgh	W 6-0
2001-02	Oct. 3/01	Ottawa	L 4-5	2001-02	See Home Opener		
2000-01	Oct. 7/00	Montreal	W 2-0	2000-01	See Home Opener		
1999-00	Oct. 4/99	Boston	W 4-0	1999-00	Oct. 2/99	at Montreal	W 4-1
1998-99	Oct. 10/98	Detroit	W 2-1	1998-99	See Home Opener		
1997-98	Oct. 1/97	Washington	L 1-4	1997-98	See Home Opener		
1996-97	Oct. 5/96	Anaheim	W 4-1	1996-97	See Home Opener		
1995-96	Oct. 10/95	NY Islanders	W 7-3	1995-96	Oct. 7/95	at Pittsburgh	L 3-8
1994-95	Jan. 25/95	Vancouver	W 6-2	1994-95	Jan. 20/95	at Los Angeles	T 3-3
1993-94	Oct. 7/93	Dallas	W 6-3	1993-94	See Home Opener		
1992-93	Oct. 6/92	Washington	L 5-6	1992-93	See Home Opener		
1991-92	Oct. 5/91	Detroit	W 8-5	1991-92	Oct. 3/91	at Montreal	L 3-4
1990-91	Oct. 10/90	Quebec	L 5-8	1990-91	Oct. 4/90	at Winnipeg	L 1-7
1989-90	Oct. 11/89	Buffalo	L 1-7	1989-90	Oct. 5/89	at Los Angeles	L 2-4
1988-89	Oct. 8/88	Chicago	W 7-4	1988-89	Oct. 6/88	at Boston	L 1-2*
1987-88	Oct. 10/87	New Jersey	W 5-2	1987-88	Oct. 8/87	at Chicago	W 7-5
1986-87	Oct. 9/86	Montreal	W 7-4	1986-85	See Home Opener		
1985-86	Oct. 12/85	Quebec	L 0-4	1985-86	Oct. 10/85	at Boston	L 1-3
1984-85	Oct. 13/84	Buffalo	W 4-3	1984-85	Oct. 11/84	at Minnesota	W1-0 (OT)
1983-84	Oct. 12/83	Buffalo	T 4-4	1983-84	Oct. 5/83	at Edmonton	L 4-5
1982-83	Oct. 9/82	New Jersey	T 5-5	1982-83	Oct. 6/82	at Chicago	T 3-3
1981-82	Oct. 10/81	Chicago	W 9-8	1981-82	Oct. 6/81	at Winnipeg	W 6-1
1980-81	Oct. 11/80	NY Rangers	L 3-8	1980-81	See Home Opener		
1979-80	Oct. 10/79	NY Rangers	L 3-6	1979-80	See Home Opener		
1978-79	Oct. 14/78	NY Islanders	W 10-7	1978-79	Oct. 11/78	at Pittsburgh	W 3-2
1977-78	Oct. 15/77	Buffalo	L 2-5	1977-78	Oct. 13/77	at Detroit	T 3-3
1976-77	Oct. 9/76	Boston	W 7-5	1976-77	Oct. 5/76	at Colorado	L 2-4
1975-76	Oct. 11/75	Chicago	W 2-1	1975-76	See Home Opener		
1974-75	Oct. 9/74	Kansas City	W 6-2	1974-75	See Home Opener		
1973-74	Oct. 10/73	Buffalo	W 7-4	1973-74	See Home Opener		
1972-73	Oct. 7/72	Chicago	L 1-3	1972-73	See Home Opener		
1971-72	Oct. 16/71	NY Rangers	L 3-5	1971-72	Oct. 8/71	at Vancouver	W 3-2
1970-71	Oct. 14/70	St. Louis	W 7-3	1970-71	Oct. 11/70	at Vancouver	L 3-5
1969-70	Oct. 15/69	Montreal	T 2-2	1969-70	Oct. 11/69	at Detroit	L 2-3
1968-69	Oct. 16/68	Pittsburgh	T 2-2	1968-69	Oct. 13/68	at Detroit	W 2-1
1967-68	Oct. 14/67	Chicago	W 5-1	1967-68	See Home Opener		
1966-67	Oct. 22/66	NY Rangers	T 4-4	1966-67	See Home Opener		
1965-66	Oct. 23/65	Chicago	L 0-4	1965-66	See Home Opener		
1964-65	Oct. 17/64	Boston	W 7-2	1964-65	Oct. 15/64	at Detroit	W 5-3
1963-64	Oct. 12/63	Boston	W 5-1	1963-64	See Home Opener		
1962-63	Oct. 13/62	Boston	T 2-2	1962-63	Oct. 10/62	at Chicago	W 3-1
1961-62	Oct. 14/61	Boston	W 3-2	1961-62	Oct. 12/61	at Detroit	W 4-2
1960-61	Oct. 8/60	NY Rangers	L 2-5	1960-61	Oct. 6/60	at Montreal	L 0-5
1959-60	Oct. 10/59	Chicago	W 6-3	1959-60	See Home Opener		
1958-59	Oct. 18/58	Boston	W 3-2	1958-59	Oct. 11/58	at Chicago	L 1-3
1957-58	Oct. 12/57	Detroit	L 3-5	1957-58	Oct. 8/57	at Chicago	L 0-1
1956-57	Oct. 13/56	Detroit	L 1-4	1956-57	Oct. 11/56	at Boston	T 4-4

# OPENING NIGHT HISTORY

HOME OPENERS				SEASON OPENERS			
SEASON	DATE	OPPOSITION	RESULT	SEASON	DATE	OPPOSITION	RESULT
1955-56	Oct. 8/55	Detroit	W 4-2	1955-56	Oct. 6/55	at Montreal	L 0-2
1954-55	Oct. 9/54	Chicago	T 3-3	1954-55	Oct. 7/54	at Detroit	L 1-2
1953-54	Oct. 10/53	Chicago	W 6-2	1953-54		See Home Opener	
1952-53	Oct. 11/52	Chicago	L 2-6	1952-53		See Home Opener	
1951-52	Oct. 13/51	Chicago	L 1-3	1951-52		See Home Opener	
1950-51	Oct. 14/50	Chicago	L 1-2	1950-51		See Home Opener	
1949-50	Oct. 15/49	Chicago	T 4-4	1949-50		See Home Opener	
1948-49	Oct. 16/48	Boston	L 1-4	1948-49		See Home Opener	
1947-48	Oct. 18/47	Detroit	T 2-2	1947-48		See Home Opener	
1946-47	Oct. 19/46	Detroit	W 6-3	1946-47	Oct. 16/46	at Detroit	T 3-3
1945-46	Oct. 27/45	Boston	T 1-1	1945-46		See Home Opener	
1944-45	Oct. 28/44	NY Rangers	W 2-1	1944-45		See Home Opener	
1943-44	Oct. 30/43	NY Rangers	W 5-2	1943-44		See Home Opener	
1942-43	Oct. 31/42	NY Rangers	W 7-2	1942-43		See Home Opener	
1941-42	Nov. 1/41	NY Rangers	L 3-4	1941-42		See Home Opener	
1940-41	Nov. 2/40	NY Rangers	L 1-4	1940-41		See Home Opener	
1939-40	Nov. 4/39	Boston	W 5-0	1939-40		See Home Opener	
1938-39	Nov. 3/38	Boston	L 2-3	1938-39		See Home Opener	
1937-38	Nov. 4/37	Detroit	T 2-2	1937-38		See Home Opener	
1936-37	Nov. 5/36	Detroit	L 1-3	1936-37		See Home Opener	
1935-36	Nov. 9/35	NY Americans	T 5-5	1935-36		See Home Opener	
1934-35	Nov. 8/34	Boston	W 5-3	1934-35		See Home Opener	
1933-34	Nov. 9/33	Boston	W 6-1	1933-34		See Home Opener	
1932-33	Nov. 10/32	Boston	T 1-1	1932-33		See Home Opener	
1931-32	Nov. 12/31	Chicago	L 1-2	1931-32		See Home Opener	
1930-31	Nov. 13/30	NY Americans	T 0-0	1930-31		See Home Opener	
1929-30	Nov. 14/29	Chicago	T 2-2	1929-30		See Home Opener	
1928-29	Nov. 15/28	Chicago	W 2-0	1928-29		See Home Opener	
1927-28	Nov. 15/27	NY Rangers	L 2-4	1927-28		See Home Opener	
1926-27	Nov. 20/26	NY Rangers	L 1-5	1926-27	Nov. 17/26	at Chicago	L 1-4
1925-26	Nov. 28/25	Boston	L 2-3	1925-26		See Home Opener	
1924-25	Dec. 3/24	Boston	W 5-3	1924-25	Nov. 29/24	at Montreal	L 1-7
1923-24	Dec. 15/23	Montreal	W 2-1	1923-24		See Home Opener	
1922-23	Dec. 16/22	Montreal	W 7-2	1922-23		See Home Opener	
1921-22	Dec. 17/21	Montreal	W 5-2	1921-22		See Home Opener	
1920-21	Dec. 25/20	Montreal	W 5-4	1920-21	Dec. 22/20	at Ottawa	L 3-6
1919-20	Dec. 27/19	Quebec	W 7-4	1919-20	Dec. 23/19	at Ottawa	L 0-3
1918-19	Dec. 23/18	Montreal	L 3-4	1918-19		See Home Opener	
1917-18	Dec. 22/17	Ottawa	W 11-4	1917-18	Dec. 19/17	at Mtl. Wanderers	L 9-10

Overall record in home openers: 105 GP: 52-35-15-3  
 Overall record in season openers: 105 GP: 43-44-14-4



# ALL-TIME HOME & ROAD RECORDS



	HOME	ROAD
2022-23	27-8-6	23-13-5
2021-22	31-8-2	23-13-5
2020-21	18-7-3	17-7-4 (Shortened Season)
2019-20	18-9-7	18-16-2 (Shortened Season)
2018-19	23-16-2	23-12-6
2017-18	29-10-2	20-16-5
2016-17	21-13-7	19-14-8
2015-16	14-18-9	15-24-2
2014-15	22-17-2	8-27-6
2013-14	24-16-1	14-20-7
2012-13	13-9-2	13-8-3 (Shortened Season)
2011-12	18-16-7	17-21-3
2010-11	18-15-8	19-19-3
2009-10	18-17-6	12-21-8
2008-09	16-16-9	18-19-4
2007-08	18-17-6	18-18-5
2006-07	21-15-5	19-16-6
2005-06	26-12-3	15-21-5
2004-05	Did not play due to work stoppage	
2003-04	22-14-3-2	23-10-7-1
2002-03	24-13-4-0	20-15-3-3
2001-02	24-11-6-0	19-14-4-4
2000-01	19-11-7-4	18-18-4-1
1999-00	24-12-5-0	21-15-2-3
1998-99	23-13-5	22-17-2
1997-98	16-20-5	14-23-4
1996-97	18-20-3	12-24-5
1995-96	19-15-7	15-21-5
1994-95	15-7-2	6-12-6 (Shortened Season)
1993-94	23-15-4	20-14-8
1992-93	25-11-6	19-18-5
1991-92	21-16-3	9-27-4
1990-91	15-21-4	8-25-7
1989-90	24-14-2	14-24-2
1988-89	15-20-5	13-26-1
1987-88	14-20-6	7-29-4
1986-87	22-14-4	10-28-2
1985-86	16-21-4	9-27-4
1984-85	10-28-2	10-24-6
1983-84	17-16-7	9-29-2
1982-83	20-15-5	8-25-7
1981-82	12-20-8	8-24-8
1980-81	14-21-5	14-16-10
1979-80	17-19-4	18-21-1
1978-79	20-12-8	14-21-5
1977-78	21-13-6	20-16-4
1976-77	18-13-9	15-19-6
1975-76	23-12-5	11-19-10
1974-75	19-12-9	12-21-7
1973-74	21-11-7	14-16-9
1972-73	20-12-7	7-29-3
1971-72	21-11-7	12-20-7
1970-71	24-9-6	13-24-2
1969-70	18-13-7	11-21-6
1968-69	20-8-10	15-18-5
1967-68	24-9-4	9-22-6
1966/67	21-8-6	11-19-5

	HOME	ROAD
1965-66	22-9-4	12-16-7
1964-65	17-15-3	13-11-11
1963-64	22-7-6	11-18-6
1962-63	21-8-6	14-15-6
1961-62	25-5-5	12-17-6
1960-61	21-6-8	18-13-4
1959-60	20-9-6	15-17-3
1958-59	17-13-5	10-19-6
1957-58	12-16-7	9-22-4
1956-57	12-16-7	9-18-8
1955-56	19-10-6	5-23-7
1954-55	14-10-11	10-14-11
1953-54	22-6-7	10-18-7
1952-53	17-12-6	10-18-7
1951-52	17-10-8	12-15-8
1950-51	22-8-5	19-8-8
1949-50	18-9-8	13-18-4
1948-49	12-8-10	10-17-3
1947-48	22-3-5	10-12-8
1946-47	20-8-2	11-11-8
1945-46	10-13-2	9-11-5
1944-45	13-9-3	11-13-1
1943-44	13-11-1	10-12-3
1942-43	17-6-2	5-13-7
1941-42	18-6-0	9-12-3
1940-41	16-5-3	12-9-3
1939-40	15-13-6	10-14-0
1938-39	13-8-3	6-12-6
1937-38	13-6-5	11-9-4
1936-37	14-9-1	8-12-4
1935-36	15-4-5	8-15-1
1934-35	16-6-2	14-8-2
1933-34	19-2-3	7-11-6
1932-33	16-4-4	8-14-2
1931-32	17-4-3	6-14-4
1930-31	15-4-3	7-9-6
1929-30	10-8-4	7-13-2
1928-29	15-5-2	6-13-3
1927-28	9-8-5	9-10-3
1926-27	10-10-2	5-14-3
1925-26	11-5-2	1-16-1
1924-25	10-5-0	9-6-0
1923-24	7-5-0	3-9-0
1922-23	10-1-1	3-9-0
1921-22	8-4-0	5-6-1
1920-21	9-3-0	6-6-0
1919-20	8-4-0	4-8-0
1918-19	5-4-0	0-9-0
1917-18	10-1-0	3-8-0

1917-1921 seasons were played in two halves with no combined standing at end.



# LEADERSHIP

## HISTORY OF THE TORONTO MAPLE LEAFS CAPTAINCY

Ken Randall ..... 1917-18 to 1918-19	Red Horner ..... 1938-39 to 1939-40	Darryl Sittler..... 1975-76 to 1980-81
Frank Heffernan..... 1919-20	Syl Apps..... 1940-41 to 1942-43	Rick Vaive..... 1981-82 to 1985-86
Reg Noble..... 1920-21 to 1921-22	Bob Davidson... 1943-44 to 1944-45	Rob Ramage..... 1989-90 to 1990-91
Jack Adams..... 1922-23 to 1923-24	Syl Apps..... 1945-46 to 1947-48	Wendel Clark..... 1991-92 to 1993-94
John Ross Roach ..... 1924-25	Ted Kennedy..... 1948-49 to 1954-55	Doug Gilmour..... 1994-95 to 1996-97
Babe Dye..... 1925-26	Sid Smith..... 1955-56	Mats Sundin..... 1997-98 to 2007-08
Bert Corbeau ..... 1926-27, 1927	Ted Kennedy & Jim Thomson .. 1956-57	Dion Phaneuf..... 2010-11 to 2015-16
Hap Day..... 1927-28 to 1936-37	George Armstrong ..... 1957-58 to 1968-69	John Tavares..... 2019-20 to Present
Charlie Conacher ..... 1937-38	Dave Keon..... 1969-70 to 1974-75	

COACHES	YEARS	GAMES	RECORD	POINTS	PTS %
Dick Carroll (Arenas) .....	1917-19	40	18W-22L-0T	36	.450
Frank Heffernan (St. Pats) .....	1919-20	12	5W-7L-0T	10	.417
Harvey Sproule (St. Pats) .....	1920	12	7W-5L-0T	14	.583
Frank Carroll (St. Pats) .....	1920-21	24	15W-9L-0T	30	.625
George O'Donoghue (St. Pats).....	1921-22	29	15W-13L-1T	31	.534
Charles Querrie (St. Pats) .....	1922-24, 1926-27	72	29W-38L-5T	63	.438
Eddie Powers (St. Pats) .....	1924-26	66	31W-32L-3T	65	.492
Mike Rodden (St. Pats) .....	1927	2	0W-2L-0T	0	.000
Alex Romeril .....	1927	13	7W-5L-1T	15	.577
Conn Smyth.....	1927-30, 1931	135	58W-57L-20T	136	.504
Art Duncan .....	1930-31	47	21W-16L-10T	52	.553
Dick Irvin.....	1931-40	426	215W-152L-59T	489	.574
Hap Day.....	1940-50	546	259W-206L-81T	599	.549%
Joe Primeau.....	1950-53	210	97W-71L-42T	236	.562%
King Clancy.....	1953-56, 66-67, 71-72	210	80W-81L-49T	205	.498%
Howie Meeker.....	1956-57	70	21W-34L-15T	57	.407%
Billy Reay.....	1957-59	90	26W-50L-14T	66	.367%
Punch Imlach.....	1959-69, 79-80	770	370W-275L-125T	855	.563%
John McLellan.....	1969-73	310	126W-139L-45T	297	.479%
Red Kelly.....	1973-77	318	133W-123L-62T	328	.516%
Roger Neilson.....	1977-79	160	75W-62L-23T	173	.541%
Floyd Smith.....	1979-80	68	30W-33L-5T	65	.478%
Joe Crozier.....	1980-81	40	13W-22L-5T	31	.388%
Mike Nykoluk.....	1981-84	280	89W-144L-47T	225	.402%
Dan Maloney.....	1984-86	160	45W-100L-15T	105	.328%
John Brophy.....	1986-88	193	64W-111L-18T	146	.378%
George Armstrong.....	1988-89	47	17W-26L-4T	38	.404%
Doug Carpenter.....	1989-90	91	39W-47L-5T	83	.456%
Tom Watt.....	1990-92	149	52W-80L-17T	121	.406%
Pat Burns.....	1992-96	281	133W-107L-41T	307	.546%
Nick Beverley.....	1996	17	9W-6L-2T	20	.588%
Mike Murphy.....	1996-98	164	60W-87L-17T	137	.418%
Pat Quinn.....	1998-2006	574	300W-196L-52T-260T	678	.591%
Paul Maurice.....	2006-08	164	76W-66W-220L	174	.530%
Ron Wilson.....	2008-12	310	130W-135L-450L	305	.492%
Randy Carlyle.....	2012-2015	188	91W-88L-190T	201	.535%
Peter Horachek.....	2015	42	9W-28L-50T	23	.274%
Mike Babcock.....	2015-2019	351	173W-133L-450T	391	.557%
Sheldon Keefe.....	2019-Present	297	166W-71L-300T	362	.622%

- Dick Duff was 0-2 and Punch Imlach was 5-5 in 1979-80.

- King Clancy was 9-3-3 in 1971-72.

- King Clancy was 7-1-2 in 1966-67.

- Art Duncan was 0-3-2 and Conn Smyth was 1-0-0 in 1931-32.

- Conn Smyth was 1-0-1 in 1930-31.



# LEADERSHIP



GENERAL MANAGERS	YEARS	GAMES	RECORD	POINTS	PTS %
Charles Querrie (Arenas/St. Pats) .....	1917-27	255	120W-126L-9T	249	.488%
Conn Smythe .....	1927-57	1665	774W-617L-274T	1822	.547%
Hap Day .....	1955-57	140	45W-67L-28T	118	.321%
Howie Meeker* .....	1957	0	0W-0L-0T	0	.000%
Punch Imlach .....	1958-69, 1979-81	951	433W-359L-159T	1025	.539%
Jim Gregory .....	1969-79	788	334W-324L-130T	798	.506%
Gerry McNamara** .....	1981-88	535	166W-302L-67T	399	.373%
Gord Stellick .....	1988-89	80	28W-46L-6T	62	.388%
Floyd Smith .....	1989-91	160	61W-84L-15T	137	.428%
Cliff Fletcher .....	1991-97, 2008	493	219W-213L-58T-30TL	499	.506%
Ken Dryden .....	1997-99	328	169W-109L-35T-150T	388	.591%
Pat Quinn .....	1999-2003	295	145W-110L-10T-300L	330	.559%
John Ferguson.....	2003-08	515	226W-222L-58T-90L	519	.504%
Brian Burke .....	2008-13	306	129W-135L-42OL	300	.490%
David Nonis .....	2012-2015	212	94W-97L-210T	209	.493%
Lou Lamoriello.....	2015-2018	246	119W-98L-33OT	269	.547%
Kyle Dubas .....	2018-2023	372	221W-109L-42OT	484	.651%
Brad Treliving.....	2023-Present	-	-	-	-

\* Fired before start of season

\*\*6-18-1 under the committee of John Brophy, Dick Duff and Gord Stellick in 1987-88.



# FRANCHISE EVOLUTION



## TORONTO ARENAS

1917-18 to 1918-19

**40 Regular Season Games:** 18 Wins, 22 Losses  
**Stanley Cup Championships:** 1918  
**Venue:** Arena Gardens

**Logos:**   
 1917-18      1918-19

## TORONTO ST. PATRICKS

1919-20 TO FEBRUARY 16, 1927

**217 Regular Season Games:** 102 Wins, 106 Losses, 9 Ties  
**Stanley Cup Championships:** 1922  
**Venue:** Arena Gardens

**Logos:**  1919-20 to 1921-22       1922-23 to 1924-25       1925-26       1926-27

## TORONTO MAPLE LEAFS

FEBRUARY 17, 1927 TO PRESENT

**6,693 Regular Season Games:** 2984 Wins, 2743 Losses, 774 Ties, 192 Overtime Losses  
**Stanley Cup Championships:** 1932, 1942, 1945, 1947, 1948, 1949, 1951, 1962, 1963, 1964, 1967  
**Venue:** Arena Gardens (1926-27 to 1930-31),  
 Maple Leaf Gardens (1931-32 to February 13, 1999),  
 Scotiabank Arena (February 20, 1998 to present)

**Logos:**



1926-27



1927-28 to 1937-38



1927-28 to 1937-38



1945-46 to 1962-63



1963-64 to 1965-66



1966-67 to 1969-70



1970-71 to 1981-82



1982-83 to 1986-87



1987-88 to 2015-16



2016-17 to Present

# ALL-TIME PLAYER ROSTER



NAME (SEASONS PLAYED)	POS	NO(S)	GP	G	A	PTS	PIM
<b>A</b> BERG, Pontus (19/20).....	LW	46	5	0	1	1	0
ABOTT, Spencer (13/14).....	LW	56	1	0	0	0	0
ABRUZZESE, Nicholas (21/22 to present).....	C	26	11	1	2	3	2
ACCIARI, Noel (22/23).....	C	52	23	4	1	5	11
ACOMB, Doug (69/70).....	C	22	2	0	1	1	0
ADAM, Russ (82/83).....	C	16	8	1	2	3	11
ADAMS, Jack (17/18 to 18/19; 22/23 to 25/26).....	C	-	133	78	31	109	300
ADAMS, Kevyn (97/98 to 99/00).....	C	42	58	5	8	13	46
ADAMS, Stewart (32/33).....	LW	9	9	0	2	2	0
AGOSTINO, Kenny (20/21).....	RW	18	1	0	0	0	0
ALEDCORN, Gary (56/57 to 58/59).....	LW	21, 22, 26	86	15	18	33	18
ALEXANDER, Claire (74/75 to 76/77).....	D	20	123	10	29	39	30
ALLISON, Jason (05/06).....	C	41	66	17	43	60	76
ALLISON, Mike (86/87 to 87/88).....	LW	8	86	7	19	26	76
AMADIO, Michael (21/22).....	C	18	3	0	0	0	0
ANDERSON, Glenn (91/92 to 93/94).....	RW	10, 9	221	63	94	157	267
ANDERSON, Joey (20/21 to 22/23).....	LW	28	20	2	1	3	2
ANDERSON, John (77/78 to 84/85).....	RW	10, 28	534	189	204	393	168
ANDREWS, Lloyd (21/22 to 24/25).....	LW	-	53	8	5	13	10
ANDREYCHUK, Dave (92/93 to 95/96).....	LW	14	223	120	99	219	194
ANDRUSAK, Greg (99/00).....	D	25	9	0	1	1	4
ANTROPOV, Nik (99/00 to 08/09).....	RW	80, 11, 9	509	125	166	291	477
APPS, Syl (36/37 to 42/43;45/46 to 47/48).....	C	10, 16	423	201	231	432	56
ARBOUR, AI (61/62 to 63/64;65/66).....	D	3, 18	66	2	7	9	74
ARBOUR, Amos (23/24).....	LW	-	21	1	3	4	4
ARBOUR, Jack (28/29).....	F	2	10	1	0	1	10
ARCOBELLO, Mark (15/16).....	C	33	20	3	1	4	0
ARMSTRONG, Colby (10/11 to 11/12).....	RW	9	79	9	17	26	47
ARMSTRONG, George (49/50;51/52 to 70/71).....	RW	10, 15, 20	1188	296	417	713	721
ARMSTRONG, Murray (37/38 to 38/39).....	C	17	12	0	1	1	0
ARMSTRONG, Norm (62/63).....	D	18	7	1	1	2	2
ARMSTRONG, Tim (88/89).....	C	8	11	1	0	1	6
ARUNDEL, John (49/50).....	D	25	3	0	0	0	9
ASHBY, Don (75/76 to 78/79).....	C	8, 9, 20	141	26	40	66	34
ASHTON, Carter (11/12, 13/14 to 14/15).....	RW	37	54	0	3	3	32
ASTON-REESE, Zach (22/23).....	C	12	77	10	4	14	25
AUBE-KUBEL, Nicolas (22/23).....	RW	96	6	0	0	0	4
AUBIN, Normand (81/82 to 82/83).....	C	24, 35	69	18	13	31	30
AUGUSTA, Patrik (93/94).....	RW	24	2	0	0	0	0
AULIE, Keith (09/10 to 11/12).....	D	59	57	2	2	4	48
<b>B</b> ACKOR, Peter (44/45).....	D	14	36	4	5	9	6
BAILEY, Bob (53/54 to 55/56).....	RW	17,18,20,21,23	86	6	9	15	128
BAILEY, Casey (14/15).....	C	37	6	1	0	1	2
BAILEY, Irvine (Ace) (26/27 to 33/34).....	C	37	316	111	81	192	488
BAILEY, Reid (82/83).....	D	4, 33	1	0	0	0	2
BAKER, Jamie (96/97 to 97/98).....	C	16	71	8	13	21	38
BALDWIN, Doug (45/46).....	D	19	15	0	1	1	6
BALFOUR, Earl (51/52;53/54;55/56; 57/58).....	LW	16, 22, 23, 24, 25	80	14	6	20	48
BARABANOV, Alexander (20/21).....	LW	94	13	0	1	1	4
BARBE, Andre (50/51).....	RW	14	1	0	0	0	2
BARILKO, Bill (46/47 to 50/51).....	D	5, 19, 21	252	26	36	62	456
BARRIE, Tyson (19/20).....	D	94	70	5	34	39	16
BATHGATE, Andy (63/64 to 64/65).....	RW	9	70	19	44	63	42
BATTAGLIA, Bates (06/07 to 07/08).....	LW	33	95	12	19	31	52

# ALL-TIME PLAYER ROSTER



NAME (SEASONS PLAYED)	POS	NO(S)	GP	G	A	PTS	PIM
BAUMGARTNER, Ken (91/92 to 95/96)	LW/D	8, 22	200	7	7	14	520
BAUN, Bob (56/57 to 66/67; 70/71 to 72/73)	D	21, 26	739	29	140	169	1155
BEAUCHEMIN, Francois (09/10 to 10/11)	D	22	136	7	31	38	49
BELAK, Wade (00/01 to 07/08)	D/RW	3, 2	318	7	17	24	763
BELANGER, Alain (77/78)	RW	18	9	0	1	1	6
BELANGER, Ken (94/95)	LW	43	3	0	0	0	9
BELL, Brendan (05/06 to 06/07)	D	36	32	1	4	5	19
BELL, Mark (07/08)	LW	9	35	4	6	10	60
BELLEFEUILLE, Pete (25/26 to 26/27)	RW	10	67	14	2	16	34
BENN, Jordie (22/23)	D	18	12	1	1	2	12
BENNING, Jim (81/82 to 86/87)	D	3, 15	364	37	136	173	289
BENTLEY, Max (47/48 to 52/53)	C	7	354	122	134	256	136
BERARD, Bryan (98/99 to 99/00)	D	34	102	8	41	49	64
BEREHOWSKY, Drake (90/91 to 94/95; 03/04)	D	29, 24, 55	133	7	28	35	181
BEREZIN, Sergei (96/97 to 00/01)	LW	94	357	126	94	220	34
BERG, Aki (00/01 to 05/06)	D	8	325	10	32	42	172
BERG, Bill (92/93 to 95/96)	LW	10	196	21	21	42	206
BERUBE, Craig (91/92)	LW	16	40	5	7	12	109
BIALOWAS, Frank (93/94)	LW	36	3	0	0	0	12
BIEGA, Alex (21/22)	D	33	2	0	0	0	0
BIONDA, Jack (55/56)	D	22	13	0	1	1	18
BLACKWELL, Colin (21/22)	C	11	19	2	1	3	10
BLAIR, Andy (28/29 to 35/36)	C	5, 11, 12	358	74	84	158	290
BLAIR, Charles (48/49)	RW	14, 22	1	0	0	0	0
BLAIR, George (Dusty) (50/51)	C	14	2	0	0	0	0
BLAISDELL, Mike (87/88 to 88/89)	RW	22	27	4	2	6	6
BLAKE, Jason (07/08 to 09/10)	LW	55	216	50	91	141	94
BLAKE, Mickey (35/36)	D	3, 20	8	0	0	0	2
BODIE, Troy (13/14 to 14/15)	RW	40	52	3	7	10	31
BRODIE, TJ (20/21 to present)	D	78	196	7	49	56	60
BODNAR, Gus (43/44 to 46/47)	C	8, 21	187	48	105	153	60
BOESCH, Garth (46/47 to 49/50)	D	5, 18	197	9	28	37	205
BOGOSIAN, Zach (20/21)	D	22	45	0	4	4	49
BOHONOS, Lonny (97/98 to 99/00)	C	16	13	6	3	9	8
BOIMISTRUCK, Fred (81/82 to 82/83)	D	11	83	4	14	18	45
BOISVERT, Serge (82/83)	RW	12	17	0	2	2	4
BOIVIN, Leo (51/52 to 54/55)	D	16, 18, 19, 21	137	3	20	23	186
BOLL, Frank (Buzz) (33/34 to 38/39)	LW	8, 17	213	61	39	100	69
BOLLAND, Dave (13/14)	C	63	23	8	4	12	24
BOLTON, Hugh (49/50 to 56/57)	D	4, 19, 20, 23	235	10	51	61	221
BOOTH, David (14/15 to 14/15)	LW	20	59	7	6	13	25
BOOTHMAN, George (42/43 to 43/44)	RW	14, 16	58	17	19	36	18
BORGMAN, Andreas (17/18 to 18/19)	D	55	48	3	8	11	28
BORSICHEVSKY, Nikolai (92/93 to 94/95)	RW	16	142	48	65	113	38
BOSCHMAN, Laurie (79/80 to 81/82)	C	12	187	39	70	109	406
BOUDREAU, Bruce (76/77 to 82/83)	C	12, 19, 35, 11, 17, 28	134	27	42	69	44
BOURGAULT, Leo (26/27)	D	8, 16	22	0	0	0	44
BOUTETTE, Pat (75/76 to 79/80)	RW	15	349	59	82	141	520
BOYCE, Darryl (07/08, 10/11 to 11/12)	C	50, 47	64	6	9	15	49
BOYD, Travis (20/21)	C	72	20	3	5	8	2
BOYER, Wally (65/66)	C	15, 18	46	4	17	21	23
BOYES, Brad (15/16)	RW	28	60	8	16	24	12
BOYLE, Brian (16/17)	C	24	21	0	3	3	18
BOZAK, Tyler (09/10 to 17/18)	C	42	594	136	229	365	182
BRADLEY, Brian (90/91 to 91/92)	C	44	85	10	32	42	68



# ALL-TIME PLAYER ROSTER



HISTORY



NAME (SEASONS PLAYED)	POS	NO(S)	GP	G	A	PTS	PIM
BRENNAN, T.J. (14/15 to 15/16).....	D	25, 29	13	1	1	2	15
BRENNEMAN, John (66/67).....	LW	24	41	6	4	10	4
BRENT, Tim (09/10 to 10/11).....	C	37	80	8	12	20	33
BREWER, Carl (57/58 to 64/65; 79/80).....	D	2, 18, 28, 25	473	19	136	155	917
BREWER, Eric (14/15 to 14/15).....	D	2	18	2	3	5	12
BRINDLEY, Doug (70/71).....	C	17	3	0	0	0	0
BRITZ, Greg (83/84 to 84/85).....	RW	16, 32	7	0	0	0	4
BRODIE, TJ (20/21 to present).....	D	78	56	1	13	14	12
BROLL, David (13/14).....	LW	46	5	0	1	1	5
BROOKS, Adam (19/20 to 21/22).....	C	77	18	4	4	8	0
BROSSART, Willy (73/74 to 74/75).....	D	25	21	0	1	1	22
BROTEN, Aaron (90/91).....	LW	21	27	6	4	10	32
BROWN, Arnie (61/62; 63/64).....	D	16, 22	6	0	0	0	6
BROWN, Connor (15/16 to 18/19).....	RW	12, 16, 28	253	43	56	99	44
BROWN, Jeff (97/98).....	D	33	19	1	8	9	10
BROWN, Mike (10/11 to 12/13).....	RW	18	112	5	8	13	213
BRUBAKER, Jeff (84/85 to 85/86).....	LW	23	89	8	4	12	276
BRYDGE, Bill (26/27).....	D	3	41	6	3	9	76
BRYDSON, Gord (29/30).....	F	14	8	2	0	2	8
BUCHANAN, Al (48/49 to 49/50).....	LW	24, 25	4	0	1	1	2
BULLARD, Mike (91/92).....	C/LW	22	65	14	14	28	42
BUNTING, Michael (21/22 to 22/23).....	LW	58	187	57	69	126	197
BUREGA, Bill (55/56).....	D	20	4	0	1	1	4
BURROWS, Dave (78/79 to 80/81).....	D	26	151	5	27	32	72
BUTCHER, Garth (94/95).....	D	2	45	1	7	8	59
BUTLER, Jerry (77/78 to 79/80).....	RW	17	204	24	22	46	130
BYERS, Mike (67/68 to 68/69).....	RW	24	15	2	2	4	2
<b>C</b> AFFERY, Jack (54/55).....	C	25	3	0	0	0	0
CAHAN, Larry (54/55 to 55/56).....	D	20	79	0	8	8	110
CAIN, Francis (25/26).....	D	-	23	0	0	0	8
CAMERON, Harry (17/18 to 18/19; 19/20; 20/21 to 22/23).....	D	-	105	71	45	116	127
CAMPBELL, Andrew (15/16).....	D	48	6	0	1	1	2
CAPUANO, Jack (89/90).....	D	26	1	0	0	0	0
CAPUTI, Luca (09/10 to 10/11).....	LW	33	35	3	6	9	20
CAREY, George (23/24).....	RW	-	4	0	0	0	0
CARLETON, Wayne (65/66 to 69/70).....	LW	12, 25	91	10	16	26	60
CARLYLE, Randy (76/77 to 77/78).....	D	23, 28	94	2	16	18	82
CARR, Red (43/44).....	LW	14	5	0	1	1	4
CARR, Lorne (41/42 to 45/46).....	RW	9	236	105	124	229	37
CARRICK, Connor (15/16 to 17/18).....	D	8	130	8	16	24	93
CARRICK, Sam (14/15 to 15/16).....	C	53	19	1	1	2	13
CARRIERE, Larry (79/80).....	D	3	2	0	1	1	0
CARSON, William (26/27 to 28/29).....	F	5, 15	96	43	18	61	122
CECI, Cody (19/20).....	D	83	56	1	7	8	20
CERESINO, Ray (48/49).....	F	16	12	1	1	2	2
CHAMBERLAIN, Murph (37/38 to 39/40).....	C/LW	8, 14	131	19	45	64	146
CHAMPAGNE, Andre (62/63).....	LW	18	2	0	0	0	0
CHASE, Kelly (96/97 to 97/98).....	RW	39	2	0	0	0	27
CHISHOLM, Lex (39/40 to 40/41).....	C	9, 22	54	10	8	18	19
CHURCH, Jack (38/39 to 41/42).....	D	16, 19, 20	72	1	11	12	114
CIMETTA, Rob (90/91 to 91/92).....	LW	34, 14	49	6	7	13	33
CLANCY, Frank (King) (30/31 to 36/37).....	D	7, 5	286	52	78	130	383
CLANCY, Terry (68/69 to 69/70; 72/73).....	RW	7, 21	86	6	6	12	37
CLARK, Wendel (85/86 to 93/94; 95/96 to 97/98; 99/00)....	LW	17	608	260	181	441	1535
CLARKSON, David (13/14 to 14/15).....	RW	71	118	15	11	26	185

# ALL-TIME PLAYER ROSTER



NAME (SEASONS PLAYED)	POS	NO(S)	GP	G	A	PTS	PIM
CLEGHORN, Sprague (20/21)	D	-	13	3	5	8	31
CLIFFORD, Kyle (19/20, 21/22 to present)	LW	73, 43	41	2	5	7	56
CLUNE, Rich (15/16)	LW	25, 38	19	0	4	4	22
COLAIACOVO, Carlo (02/03 to 08/09)	D	8, 45	111	12	21	33	57
COLBORNE, Joe (10/11 to 12/13)	C	32	16	1	5	6	6
CONACHER, Brian (61/62;65/66 to 67/68)	LW	17, 18, 22	133	25	27	52	80
CONACHER, Charlie (29/30 to 37/38)	RW	9, 6	326	200	124	324	411
CONACHER, Pete (57/58)	LW	16	5	0	1	1	5
CONNOLLY, Tim (11/12)	C	12	70	13	23	36	40
CONVERY, Brandon (95/96 to 96/97)	C	12	50	7	10	17	24
COOPER, David (96/97 to 97/98; 00/01)	D	42, 33	30	3	7	10	24
COPP, Robert (42/43;50/51)	D	2, 14	40	3	9	12	26
CORBEAU, Bert (23/24 to 26/27)	D	2	131	18	19	37	338
CORRADO, Frank (15/16 to 16/17)	D	20	41	1	5	6	32
CORRIGAN, Charlie (37/38)	RW	19	3	0	0	0	0
CORSON, Shayne (00/01 to 02/03)	LW	27	197	27	47	74	358
COSTELLO, Les (48/49)	LW	15, 22	15	2	3	5	11
COSTELLO, Rich (83/84;85/86)	C	8, 16	12	2	2	4	2
COTCH, Charlie (24/25)	LW	-	5	0	0	0	0
COTÉ, Sylvain (97/98 to 99/00)	D	3	94	8	31	39	34
COTTON, Harold (Baldy) (28/29 to 34/35)	LW	8, 11, 14	285	68	88	156	252
COUGHLIN, Jack (17/18)	RW	-	5	2	0	2	3
COURTNALL, Russ (83/84 to 88/89)	C	9, 16, 26	309	90	128	218	243
COX, Dan (26/27 to 29/30)	LW	6, 7	116	22	19	41	63
CRABB, Joey (10/11 to 11/12)	RW	46	115	14	27	41	57
CRAIG, Mike (94/95 to 96/97)	RW	9	172	20	30	50	116
CRAIGHEAD, John (96/97)	RW	44	5	0	0	0	10
CRAWFORD, Rusty (17/18 to 18/19)	LW	-	26	8	6	14	102
CREIGHTON, Dave (54/55;58/59 to 59/60)	C	11, 22, 23	62	6	15	21	16
CROSS, Cory (99/00 to 01/02)	D	4	162	10	25	35	168
CROZIER, Joe (59/60)	D	23	5	0	3	3	2
CULLEN, Barry (55/56 to 58/59)	RW	19	164	28	43	71	88
CULLEN, Brian (54/55 to 58/59)	C	14, 16, 18, 22, 27	220	37	60	97	80
CULLEN, John (92/93 to 93/94)	C	19	100	26	45	71	120
CURRAN, Brian (87/88 to 90/91)	D	28	130	3	14	17	512
CZERKAWSKI, Mariusz (05/06)	R	21	19	4	1	5	6
<b>D</b> AHL, Kevin (98/99)	D	4	3	0	0	0	2
DAHLSTROM, Carl (21/22)	D	48	3	0	2	2	2
DALLMAN, Marty (87/88)	C	35, 15	6	0	1	1	0
D'AMIGO, Jerry (13/14)	RW	29	22	1	2	3	0
DAMPHOUSSE, Vincent (86/87 to 90/91)	LW	10	394	118	211	329	262
DAOUST, Dan (82/83 to 89/90)	C	24	518	87	166	253	540
DARRACH, Harold (31/32 to 32/33)	F	16	67	6	12	18	6
DAVIDSON, Bob (34/35 to 45/46)	L/RW	4, 5, 17, 18	491	94	160	254	398
DAVIS, Kim (80/81)	C	18	2	0	0	0	4
DAWES, Bob (46/47;48/49 to 49/50)	D	21, 23, 25	17	2	2	4	2
DAY, Clarence (Hap) (24/25 to 36/37)	D	4, 3	538	86	113	199	587
DeBLOIS, Lucien (90/91 to 91/92)	RW	27	92	18	23	41	69
DeGRAY, Dale (87/88)	D	3	56	6	18	24	63
DeMARCO, Ab (42/43)	C	17	4	0	1	1	0
DEMPSEY, Nathan (96/97 to 01/02)	D	43	48	2	12	14	8
DENNENY, Corbett (17/18 to 22/23; 26/27)	RW	5	135	98	41	139	130
DENOIRD, Gerry (22/23)	C	-	17	0	1	1	0
DER-ARGUCHINTSEV, Semyon (22/23 to present)	C	85	1	0	0	0	0
DERLAGO, Bill (79/80 to 85/86)	C	19	378	158	176	334	179



# ALL-TIME PLAYER ROSTER



HISTORY



NAME (SEASONS PLAYED)	POS	NO(S)	GP	G	A	PTS	PIM
DERMOTT, TRAVIS (17/18 to 21/22)	D	3, 23	251	12	40	52	100
DEVANE, Jamie (13/14)	LW	59	2	0	0	0	0
DEVEAUX, Andre (08/09 to 09/10)	C	56	22	0	1	1	75
DEVEREAUX, Boyd (06/07 to 08/09)	C	22	118	21	27	48	38
DICKENS, Ernie (41/42;45/46)	D	16,23	25	3	5	8	12
DIDUCK, Gerald (99/00)	D	2	26	0	3	3	33
DiPIETRO, Paul (94/95 to 95/96)	C	25	32	5	5	10	10
DOMI, Tie (89/90; 94/95 to 05/06)	R	40, 8, 28	777	84	112	196	2265
DORATY, Ken (32/33 to 34/35)	F	15	83	15	25	40	22
DOREY, Jim (68/69 to 71/72)	D	8	231	25	74	99	553
DOUGLAS, Kent (62/63 to 66/67)	D	19	283	20	65	85	408
DOWNIE, David (32/33)	C	11, 17	11	0	1	1	2
DRAPER, Bruce (62/63)	F	17	1	0	0	0	0
DRILLON, Gord (36/37 to 41/42)	LW	12, 21	263	127	118	245	42
DRUKEN, Harold (02/03 to 03/04)	C	23, 18	14	0	6	6	4
DUFF, Dick (54/55 to 63/64)	LW	9, 17	582	174	168	342	535
DUNCAN, Art (27/28 to 30/31)	D	4, 11	122	15	14	29	199
DUNDAS, Rocky (89/90)	RW	34	5	0	0	0	14
DUNLAP, Frank (43/44)	F	20	15	0	1	1	2
DUNN, Dave (74/75 to 75/76)	D	4	115	3	19	22	226
DUPERE, Denis (70/71 to 73/74)	LW	15, 17	192	29	44	73	26
DUPONT, Jerome (86/87)	D	2	13	0	0	0	23
DUPIIS, Philippe (11/12)	C	11	30	0	0	0	16
DURIS, Vitezslav (80/81;82/83)	D	23, 24	89	3	20	23	62
DYE, Cecil (Babe) (19/20; 20/21 to 25/26; 30/31)	RW	6	177	173	42	215	190
<b>E</b> AKINS, Dallas (98/99)	D	2	18	0	2	2	24
EARL, Robbie (07/08)	LW	52	9	0	1	1	0
EASTWOOD, Mike (91/92 to 94/95)	C	21, 32	111	14	23	37	85
ECCLESTONE, Tim (73/74 to 74/75)	LW	16	51	10	15	25	32
EDMUNDSON, Garry (Duke) (59/60 to 60/61)	LW	25	42	4	6	10	47
EHMAN, Gerry (58/59 to 60/61; 63/64)	RW	8, 17	123	26	31	57	40
ELLETT, Dave (90/91 to 96/97)	D	4	446	51	172	223	371
ELLIS, Ron (63/64 to 74/75;77/78 to 80/81)	RW	6, 8, 11	1034	332	308	640	207
ENGVALL, Pierre (19/20 to 22/23)	LW	47	226	42	41	83	73
ENNIS, Tyler (18/19)	LW	63	61	12	6	18	2
ERIKSSON, Anders (01/02 to 02/03)	D	44	38	0	2	2	12
ERIXON, Tim (14/15)	D	33	15	1	0	1	6
ESAU, Leonard (91/92)	D	36	2	0	0	0	0
EVANS, Chris (69/70)	D	26	2	0	0	0	0
EVANS, Daryl (86/87)	LW	3	2	1	0	1	0
EVANS, Paul (76/77 to 77/78)	C	17, 28, 29	11	1	1	2	21
EXELBY, Garnet (09/10)	D	3, 7	51	1	3	4	73
EZINICKI, Bill (44/45 to 49/50)	RW	12, 16, 17	271	56	79	135	525
<b>F</b> AIRCHILD, Kelly (95/96 to 96/97)	C	40, 7	23	0	3	3	4
FARKAS, Jeff (00/01 to 01/02)	RW	19, 20	8	0	2	2	6
FARRISH, Dave (79/80 to 80/81;82/83 to 83/84)	D	23, 28	209	11	69	80	215
FAULKNER, Alex (61/62)	C	8	1	0	0	0	0
FAUSS, Ted (86/87 to 87/88)	D	2, 34	28	0	2	2	15
FEHR, Eric (16/17 to 17/18)	C	23	5	0	0	0	2
FENTON, Paul (90/91)	LW	16	30	5	10	15	0
FERGUS, Tom (85/86 to 91/92)	C	19	357	118	179	297	324
FERGUSON, George (72/73 to 77/78)	C	10	359	57	110	167	236
FINGER, Jeff (08/09 to 09/10)	D	4	105	8	25	33	63
FINNIGAN, Frank (31/32;34/35 to 36/37)	RW	12, 20	154	14	26	40	61



# ALL-TIME PLAYER ROSTER



NAME (SEASONS PLAYED)	POS	NO(S)	GP	G	A	PTS	PIM
FISHER, Alvin (24/25)	RW	-	9	1	0	1	4
FITZGERALD, Tom (02/03 to 03/04)	RW	12	135	11	23	34	109
FLAMAN, Fern (50/51 to 53/54)	D	3, 12	228	4	27	31	368
FLETT, Bill (74/75)	RW	19	77	15	25	40	38
FOLEY, Gerry (54/55)	RW	11	4	0	0	0	8
FOLIGNO, Mike (90/91 to 93/94)	RW	15, 71	129	27	20	47	203
FOLIGNO, Nick (20/21)	LW	71	7	0	4	4	4
FORSEY, Jack (42/43)	F	17	19	7	9	16	10
FORTIER, Dave (72/73)	D	22	23	1	4	5	63
FOSTER, Alex (07/08)	C	32	3	0	0	0	0
FOWLER, Jim (36/37 to 38/39)	D	3	135	18	29	47	39
FRANCESCHETTI, Lou (89/90 to 90/91)	RW	15	96	22	16	38	157
FRANCIS, Ron (03/04)	C	10	12	3	7	10	0
FRANSON, Cody (11/12 to 14/15)	D	4	236	20	95	115	86
FRASER, Mark (12/13 to 13/14)	D	2, 45	64	0	9	9	118
FRATTIN, Matt (10/11 to 12/13, 14/15)	RW	39	91	15	13	28	33
FROESE, Byron (15/16 to 16/17)	C	56	58	2	3	5	21
FROGREN, Jonas (08/09)	D	24	41	1	6	7	28
FRYCER, Miroslav (81/82 to 87/88)	RW	14	329	115	153	268	374
<b>G</b> AGNE, Paul (88/89)	LW	18, 41	16	3	2	5	6
GAGNER, Dave (95/96)	C	15	28	7	15	22	59
GALCHENYUK, Alex (20/21)	LW	12	26	4	8	12	14
GAMACHE, Simon (07/08)	LW	39	11	2	2	4	6
GAMBLE, Dick (65/66 to 66/67)	LW	9	3	1	0	1	0
GARDINER, Jake (11/12 to 18/19)	D	51	551	45	200	245	185
GARDNER, Cal (48/49 to 51/52)	C	17	219	58	95	153	129
GARDNER, Paul (78/79 to 79/80)	C	18	56	18	15	33	10
GARIEPY, Ray (55/56)	D	2	1	0	0	0	4
GARLAND, Scott (75/76 to 76/77)	C	25	85	13	23	36	91
GARTNER, Mike (93/94 to 95/96)	RW	11	130	53	33	86	62
GAUTHIER, Frederik (15/16 to 19/20)	C	33, 54	107	6	13	19	35
GAVEY, Aaron (02/03 to 03/04)	C	10	5	0	1	1	0
GAVIN, Stewart (80/81 to 84/85)	LW	9, 17	268	34	48	82	214
GIBSON, John (81/82)	D	23	27	0	2	2	67
GILL, Hal (06/07 to 07/08)	D	25	145	8	32	40	143
GILL, Todd (84/85 to 95/96)	D	3, 11, 23, 29	639	59	210	269	922
GILMOUR, Doug (91/92 to 96/97; 02/03)	C	93	393	131	321	452	386
GINGRAS, Gaston (82/83 to 84/85)	D	11	109	17	40	57	26
GIORDANO, Mark (21/22 to present)	D	55	98	6	30	36	63
GIRARD, Ken (56/57 to 57/58; 59/60)	RW	27	7	0	1	1	2
GLEASON, Tim (13/14)	D	8	39	1	4	5	55
GLENNIE, Brian (69/70 to 77/78)	D	24	554	12	98	110	599
GODDEN, Ernie (81/82)	C	18	5	1	1	2	6
GODYNYUK, Alexander (90/91 to 91/92)	D	93	49	3	9	12	75
GOLDHAM, Bob (41/42; 45/46 to 46/47)	D	2, 14, 17	79	12	22	34	79
GOLDUP, Hank (39/40 to 42/43)	LW	20, 23	99	29	34	63	28
GORMAN, Ed (27/28)	D	3	19	0	1	1	30
GOVEDARIS, Chris (93/94)	LW	8	12	2	2	4	14
GRABNER, Michael (15/16)	RW	40	80	9	9	18	12
GRABOVSKI, Mikhail (08/09 to 12/13)	C	84	340	91	117	208	237
GRACIE, Bob (30/31 to 32/33)	LW	14	104	26	23	49	60
GRAHAM, Pat (83/84)	LW	23	41	4	4	8	65
GRANBERG, Petter (13/14 to 14/15)	D	26, 8	8	0	0	0	6
GRAVEL, Kevin (19/20)	D	25	3	0	0	0	0
GRAY, Alex (28/29)	RW	9	7	0	0	0	2



# ALL-TIME PLAYER ROSTER



HISTORY



NAME (SEASONS PLAYED)	POS	NO(S)	GP	G	A	PTS	PIM
GREEN, Travis (01/02 to 02/03; 06/07)	C	39	181	23	35	58	149
GREENING, Colin (15/16)	LW	38	30	7	8	15	13
GREIG, Mark (93/94)	RW	11	13	2	2	4	10
GRIFFITH, Seth (16/17)	RW	33	3	0	0	0	0
GRISDALE, John (72/73;74/75)	D	3	51	1	7	8	80
GROSS, Lloyd (26/27)	LW	11	16	1	1	2	0
GUNNARSSON, Carl (09/10 to 13/14)	D	36	304	15	71	86	92
GUSTAFSSON, Erik (22/23)	D	56	9	0	4	4	2
GUSTAFSSON, Per (97/98)	D	24	22	1	4	5	10
<b>H</b> AGGERTY, Sean (95/96)	LW	52	1	0	0	0	0
HAGMAN, Niklas (08/09 to 09/10)	RW	9	120	42	33	75	27
HAINSEY, Ron (17/18 to 18/19)	D	2	161	9	37	46	41
HALDERSON, Harold (26/27)	D	14	26	1	2	3	36
HALKIDIS, Bob (91/92)	D	33	46	3	3	6	145
HAMEL, Hap (30/31)	F	14	2	0	0	0	4
HAMILTON, Jack (42/43 to 43/44; 45/46)	C	15, 17, 19, 22	138	31	48	79	76
HAMILTON, Jeff (08/09)	RW	51	15	3	3	6	4
HAMILTON, Reg (35/36 to 44/45)	D	3, 5, 20, 22	366	20	77	97	379
HAMILTON, Ryan (11/12 to 12/13)	LW	48	12	0	3	3	2
HAMMARSTROM, Inge (73/74 to 77/78)	LW	11	292	85	82	167	80
HAMMOND, Ken (88/89)	D	29	14	0	2	2	12
HAMPSON, Ted (59/60)	C	14	41	2	8	10	17
HANNAN, Dave (89/90 to 91/92)	C	9	148	19	34	53	153
HANNIGAN, Gord (52/53 to 55/56)	C	17, 22, 23	161	29	31	60	117
HANNIGAN, Pat (59/60)	RW	23	1	0	0	0	0
HANNIGAN, Ray (48/49)	F	16	3	0	0	0	2
HANSON, Christian (08/09 to 10/11)	C	20	42	3	6	9	22
HARLOCK, David (93/94 to 95/96)	D	28,38	8	0	0	0	0
HARRINGTON, Scott (15/16)	D	36	15	0	1	1	4
HARRIS, Bill (55/56 to 64/65)	C	15	610	106	181	287	187
HARRIS, Billy (81/82 to 83/84)	RW	16	146	20	29	49	44
HARRIS, Duke (67/68)	RW	17	4	0	0	0	0
HARRISON, Jay (05/06 to 06/07; 08/09)	D	43	20	0	2	2	18
HARRISON, Jim (69/70 to 71/72)	C	7, 12	175	39	47	86	248
HASSARD, Bob (49/50 to 50/51; 52/53 to 53/54)	C	17, 20, 25	109	9	28	37	18
HAWKINS, Todd (91/92)	RW	8	2	0	0	0	0
HEALEY, Paul (01/02 to 02/03)	RW	26	65	6	14	20	14
HEDIN, Pierre (03/04)	D	3	3	0	1	1	0
HEFFERNAN, Frank (19/20)	D	-	19	0	1	1	10
HENDERSON, Paul (67/68 to 73/74)	LW	19	408	162	156	318	166
HENDRICKSON, Darby (94/95 to 95/96; 96/97 to 98/99)	C/LW	37, 16, 14	233	27	20	47	195
HERBERTS, Jim (27/28)	F	7	43	15	4	19	64
HERON, Bob (Red) (38/39 to 40/41)	C	16, 17, 18	83	20	17	37	24
HEWARD, Jamie (95/96 to 96/97)	D	36, 26	25	1	4	5	6
HICKEY, Pat (79/80 to 81/82)	LW	15, 16	118	38	49	87	65
HIGGINS, Paul (81/82 to 82/83)	RW	17, 29	25	0	0	0	152
HILL, Mel (42/43 to 45/46)	RW	8	146	49	61	110	77
HILLMAN, Larry (60/61 to 67/68)	D	2, 16, 22	265	13	75	88	185
HINSE, Andre (67/68)	LW	23	4	0	0	0	0
HODGSON, Dan (85/86)	C	16	40	13	12	25	12
HOGLUND, Jonas (99/00 to 02/03)	LW	14	325	78	106	184	62
HOGUE, Benoit (94/95 to 95/96)	C/RW	28, 32, 33	56	15	28	43	68
HOLDEN, Josh (02/03 to 03/04)	C	9	6	1	0	1	2
HOLL, Justin (17/18 to 22/23)	D	3	285	11	71	82	150
HOLLAND, Peter (13/14 to 16/17)	C	24	174	25	38	63	79

# ALL-TIME PLAYER ROSTER



NAME (SEASONS PLAYED)	POS	NO(S)	GP	G	A	PTS	PIM
HOLLETT, Bill (Flash) (33/34 to 35/36)	D	3, 15	63	11	20	31	50
HOLLOWELL, Mac (22/23)	D	81	6	0	2	2	2
HOLLWEG, Ryan (08/09)	LW	44	25	0	2	2	38
HOLMBERG, Pontus (22/23 to present)	RW	29	37	5	8	13	18
HOLWAY, Albert (23/24 to 25/26)	D	-	42	3	2	5	20
HOLZER, Korbinian (10/11, 12/13, 14/15)	D	55	58	2	7	9	55
HOPKINS, Larry (77/78)	LW	12	2	0	0	0	0
HORNE, George (28/29)	F	8	39	9	3	12	32
HORNER, Reginald (Red) (28/29 to 39/40)	D	2, 11, 15	490	42	110	152	1264
HORTON, Tim (49/50;51/52 to 69/70)	D	7, 16, 20	1184	109	349	458	1389
HORVATH, Bronco (62/63)	C	17	9	0	4	4	12
HOTHAM, Greg (79/80 to 81/82)	D	2, 4, 8	60	4	11	15	21
HOUSLEY, Phil (02/03)	D	96	1	0	0	0	2
HOWARD, Jack (36/37)	D	21	2	0	0	0	0
HOWE, Syd (31/32)	C	3, 15	3	0	0	0	0
HUARD, Roland (30/31)	F	9	1	1	0	1	0
HUBICK, Greg (75/76)	D	19	72	6	8	14	10
HUDSON, Mike (95/96)	C	15	27	2	0	2	29
HUNT, Dryden (22/23)	LW	20	9	1	0	1	9
HUNWICK, Matt (15/16 to 16/17)	D	2	132	3	26	19	50
HURST, Ron (55/56 to 56/57)	RW	21, 22	64	9	7	16	70
HUTCHISON, Dave (78/79 to 79/80;83/84)	D	23, 33	157	5	24	29	400
HUTTON, Ben (20/21)	D	55	4	0	0	0	0
HYMAN, Zach (15/16 to 20/21)	LW	11	302	71	81	152	173
IAFRATE, Al (84/85 to 90/91)	D	33	472	81	169	250	546
IHNACAK, Miroslav (85/86 to 86/87)	LW	27	55	8	9	17	39
IHNACAK, Peter (82/83 to 89/90)	C	18, 15	417	102	165	267	175
IMLACH, Brent (65/66 to 66/67)	F	9, 24	3	0	0	0	0
INGOLDSBY, Jack (42/43 to 43/44)	RW	11, 20	29	5	1	6	15
INTRANUOVO, Ralph (96/97)	C	20	3	0	1	1	0
IRWIN, Brayden (09/10)	C	44	2	0	0	0	0
JACKMAN, Ric (02/03 to 03/04)	D	55	71	2	6	8	54
JACKSON, Art (34/35 to 36/37;44/45)	C	15, 16, 17, 18, 20	113	17	31	48	26
JACKSON, Harvey (Busher) (29/30 to 38/39)	LW	9, 11, 17	432	186	165	351	342
JACKSON, Jeff (84/85 to 86/87)	LW	12, 25	77	9	10	19	90
JACKSON, Stan (21/22 to 24/25)	LW	-	26	1	1	2	6
JACOBS, Paul (18/19)	D	-	1	0	0	0	0
JAMES, Gerry (54/55 to 57/58;59/60)	RW	11, 16, 19	149	14	26	40	257
JAMES, Val (86/87)	LW	28	4	0	0	0	14
JARNKROK, Calle (22/23 to present)	C	19	73	20	19	39	14
JARRETT, Gary (60/61)	LW	24	1	0	0	0	0
JARRY, Pierre (71/72 to 73/74)	LW	8	103	24	30	54	65
JARVIS, James (Bud) (36/37)	LW	17	24	1	0	1	0
JARVIS, Wes (84/85 to 87/88)	C	11, 12, 32	29	1	1	2	4
JEFFREY, Larry (65/66 to 66/67)	LW	15, 22	76	12	18	30	49
JENKINS, Roger (30/31)	D	12	21	0	0	0	12
JENNINGS, Grant (94/95)	D	3	10	0	2	2	7
JOHANSEN, Bill (49/50)	C	21	1	0	0	0	0
JOHANSEN, Trevor (77/78 to 78/79;81/82)	D	2, 4	132	4	21	25	134
JOHANSSON, Calle (03/04)	D	9	8	0	6	6	0
JOHNSON, Craig (03/04)	LW	33	10	1	1	2	6
JOHNSON, Danny (69/70)	C	22	1	0	0	0	0
JOHNSON, Mike (96/97 to 99/00)	RW	20	226	48	72	120	86
JOHNSON, Terry (86/87)	D	20, 34	48	0	1	1	104



# ALL-TIME PLAYER ROSTER



HISTORY



NAME (SEASONS PLAYED)	POS	NO(S)	GP	G	A	PTS	PIM
JOHANSSON, Andreas (17/18 to 19/20)	LW	18	125	30	37	67	46
JOHNSTON, Greg (90/91 to 91/92)	RW	16	4	0	1	1	5
JOHNSTONE, Ross (43/44 to 44/45)	D	12	42	5	4	9	14
JOKINEN, Olli (14/15)	C	11	6	0	1	1	2
JONES, Buck (42/43)	D	14	16	0	0	0	22
JONES, Jim (77/78 to 79/80)	C	16	148	13	18	31	68
JONSSON, Kenny (94/95 to 95/96)	D	19	89	6	29	35	38
JOYAL, Ed (65/66)	C	24	14	0	2	2	2
JUZDA, Bill (48/49 to 51/52)	D	18	211	3	29	32	220
<b>K</b> ABERLE, Tomas (98/99 to 10/11)	D	15	878	83	437	520	246
KADRI, Nazem (09/10 to 18/19)	C	43	561	161	196	357	387
KAMPF, David (21/22 to present)	C	64	164	18	35	53	28
KAMPMAN, Rudolph (Bingo) (37/38 to 41/42)	D	7, 17, 20	189	14	30	44	287
KAPANEN, Kasper (15/16 to 19/20)	RW	24, 28, 37	202	41	49	90	55
KARPOVTSEV, Alexander (98/99 to 99/00)	D	52	125	5	39	44	106
KASE, Ondrej (21/22)	RW	25	50	14	13	27	14
KASZYCKI, Mike (79/80 to 80/81; 82/83)	C	14, 16, 20	53	5	19	24	22
KEELING, Butch (26/27 to 27/28)	LW	8, 10	73	21	8	29	81
KEENAN, Larry (61/62)	LW	8	2	0	0	0	0
KEHOE, Rick (71/72 to 73/74)	RW	16, 17	184	59	72	131	32
KELLY, Leonard (Red) (59/60 to 66/67)	C	4	470	119	232	351	74
KELLY, Pep (34/35 to 39/40)	F	5, 9, 15, 16	230	55	46	101	98
KEMP, Stanley (48/49)	D	16	1	0	0	0	2
KENDALL, William (36/37)	F	24	15	2	4	6	4
KENNEDY, Forbes (68/69)	C	22	13	0	3	3	24
KENNEDY, Mike (97/98)	C	39	13	0	1	1	14
KENNEDY, Ted (42/43 to 54/55; 56/57)	C	9, 10, 12, 20	696	230	330	560	432
KEON, Dave (60/61 to 74/75)	C	14	1062	365	493	858	75
KERFOOT, Alexander (19/20 to 22/23)	C	15	285	40	94	134	94
KESSEL, Phil (09/10 to 14/15)	RW	81	446	181	213	394	140
KHAVANOV, Alexander (05/06)	D	25	64	6	6	12	60
KHRISTICH, Dmitri (99/00 to 00/01)	RW	19, 8	80	15	24	39	32
KILGER, Chad (03/04 to 07/08)	LW	18	219	42	33	75	141
KILREA, Hec (33/34 to 34/35)	LW	12	89	21	26	47	31
KING, Derek (97/98 to 99/00)	LW	7	161	45	53	98	65
KING, Kris (97/98 to 99/00)	LW	12	188	7	9	16	359
KIRTON, Mark (79/80 to 80/81)	C	20	13	1	0	1	2
KITCHEN, Bill (84/85)	D	26	29	1	4	5	27
KLEE, Ken (03/04 to 05/06)	D	22	122	7	37	44	102
KLUKAY, Joe (46/47 to 51/52; 54/55 to 55/56)	LW	8, 17, 19	416	76	94	170	138
KNIES, Matthew (22/23 to present)	LW	23	3	0	1	1	2
KNOX, Paul (54/55)	RW	11	1	0	0	0	0
KOHN, Ladislav (98/99)	RW	39	16	1	3	4	4
KOLEGAR, Mark (95/96 to 96/97)	RW	37	28	2	2	4	14
KOMAROV, Leo (12/13, 14/15 to 17/18)	C	47	327	52	70	122	138
KOMISAREK, Mike (09/10 to 12/13)	D	8	158	2	17	19	169
KONDRATIEV, Maxim (03/04)	D	34	7	0	0	0	2
KORDIC, John (88/89 to 90/91)	RW	27	104	10	6	16	446
KORN, Jim (81/82 to 84/85)	LW/D	20	197	26	43	69	708
KOROLEV, Igor (97/98 to 00/01)	C/LW	22	297	60	101	161	118
KORSHKOV, Egor (19/20)	RW	96	1	1	0	1	0
KOSTKA, Mike (12/13)	D	53	35	0	8	8	27
KOTSOPOULOS, Chris (85/86 to 88/89)	D	26	182	11	37	48	22
KOZAK, Les (61/62)	F	8	12	1	0	1	2

# ALL-TIME PLAYER ROSTER



NAME (SEASONS PLAYED)	POS	NO(S)	GP	G	A	PTS	PIM
KOZUN, Brandon (14/15 to 14/15)	RW	67	20	2	2	4	6
KRAFTCHECK, Steve (58/59)	D	4	8	1	0	1	0
KRAL, Filip (22/23)	D	82	2	0	0	0	2
KRONWALL, Staffan (05/06, 07/08)	D	44	52	0	1	1	21
KRUSHELNYSKI, Mike (90/91 to 93/94)	C	26	269	50	63	113	210
KUBINA, PAVEL (06/07 to 08/09)	D	31, 73, 77	215	32	69	101	258
KUDASHOV, Alexei (93/94)	C	20	25	1	0	1	4
KULEMIN, Nikolai (08/09 to 13/14)	LW	41	421	84	111	195	112
KURTENBACH, Orland (65/66)	C	25	70	9	6	15	54
KURVERS, Tom (89/90 to 90/91)	D	25	89	15	40	55	37
KYPREOS, Nick (95/96 to 97/98)	LW	32	54	4	3	7	92
<b>L</b> ACROIX, Eric (93/94)	LW	37, 41	3	0	0	0	2
LAFFERTY, Sam (22/23)	C	28	19	2	4	6	9
LAICH, Brooks (15/16)	C	23	21	1	6	7	2
LANDON, Larry (84/85)	RW	11	7	0	0	0	2
LANGELLE, Peter (38/39 to 41/42)	C	8, 21	137	22	51	73	11
LANZ, Rick (86/87 to 88/89)	D	4	151	9	50	59	115
LAROSE, Guy (91/92 to 93/94)	RW	11	53	10	7	17	45
LASHOFF, Matt (10/11)	D	29	11	0	1	1	6
LAUGHLIN, Craig (88/89)	RW	14, 18	66	10	13	23	41
LAWLESS, Paul (88/89 to 89/90)	LW	20	13	0	1	1	0
LAXDAL, Derek (84/85 to 88/89)	RW	15, 28, 35	51	9	6	15	84
LEBDA, Brett (10/11)	D	23	41	1	3	4	14
LEEB, Brad (03/04)	RW	38	1	0	0	0	0
LEEMAN, Gary (83/84 to 91/92)	RW	4, 11, 16	545	176	231	407	463
LEETCH, Brian (03/04)	D	2	15	2	13	15	10
LEFEBVRE, Sylvain (92/93 to 93/94)	D	2	165	4	21	25	169
LEHTONEN, Mikko (20/21)	D	46	9	0	3	3	4
LEIPSEC, Brendan (15/16)	LW	49	6	1	2	3	2
LEIVO, Josh (13/14 to 18/19)	W	32	84	14	14	28	27
LEVINSKY, Alex (30/31 to 33/34)	D	3, 16	150	11	21	32	130
LEWICKI, Danny (50/51 to 53/54)	LW	21, 23	123	21	31	52	66
LEY, Rick (68/69 to 71/72)	D	2, 26	229	8	54	62	416
LIDDINGTON, Bob (70/71)	LW	26	11	0	1	1	2
LILES, John-Michael (11/12 to 13/14)	D	24, 26	104	9	29	38	24
LILJEGREN, Timothy (19/20 to present)	D	37	141	11	31	42	48
LINDBERG, Tobias (15/16)	RW	46	6	0	2	2	4
LINDHOLM, Par (18/19)	C	26	61	1	11	12	18
LINDROS, Eric (05/06)	C	88	33	11	11	22	43
LINDSTROM, Joakim (14/15 to 14/15)	C	15	19	1	3	4	4
LINSEMAN, Ken (91/92)	C	13	2	0	0	0	2
LITZENBERGER, Ed (61/62 to 63/64)	RW	25	114	17	23	40	24
LOISELLE, Claude (90/91 to 91/92)	C	15	71	7	10	17	104
LOMBARDI, Matthew (11/12)	C	15	62	8	10	18	10
LOOV, Viktor (15/16)	D	55	4	0	2	2	0
LOUGHLIN, Wilf (23/24)	D/LW	-	14	0	0	0	2
LOWREY, Gerald (27/28 to 28/29)	LW	9, 14	53	9	14	23	53
LUCE, Don (81/82)	C	20	39	4	4	8	32
LUMME, Jyrki (01/02 to 02/03)	D	25	124	10	19	29	64
LUNDMARK, Jamie (09/10)	C	16	15	1	2	3	16
LUNDRIGAN, Joe (72/73)	D	2	49	2	8	10	20
LUPUL, Joffrey (10/11 to 15/16)	LW	19	280	88	94	182	161
LYNN, Vic (46/47 to 49/50)	D/LW	14	213	32	58	90	17
LYUBUSHKIN, Ilya (21/22)	D	26, 46	31	2	4	6	25





# ALL-TIME PLAYER ROSTER



HISTORY



NAME (SEASONS PLAYED)	POS	NO(S)	GP	G	A	PTS	PIM
<b>M</b> acARTHUR, Clarke (10/11 to 12/13) .....	LW	16	195	49	76	125	100
MacDONALD, Parker (52/53; 54/55) .....	LW	21	63	8	3	11	36
MacKASEY, Blair (76/77) .....	D	16	1	0	0	0	2
MacKELL, Fleming (47/48 to 51/52) .....	C	16, 22	152	22	35	57	58
MacLEAN, Don (00/01 to 01/02) .....	C	37	3	0	1	1	2
MacMILLAN, Bill (70/71 to 71/72) .....	RW	12, 23	137	32	26	58	81
MacMILLAN, John (60/61 to 63/64) .....	RW	8, 24, 25	81	5	6	11	32
MacNEIL, Al (55/56 to 57/58; 59/60) .....	D	11, 22, 24	71	4	8	12	97
MacWILLIAM, Andrew (14/15 to 14/15) .....	D	57	12	0	2	2	12
MACOUN, Jamie (91/92 to 97/98) .....	D	34	466	13	88	101	506
MAGGS, Darryl (79/80) .....	D	24	5	0	0	0	0
MAGNAN, Marc (82/83) .....	LW	35	4	0	1	1	5
MAGUIRE, Kevin (86/87; 90/91 to 91/92) .....	RW	28, 18	88	10	5	15	258
MAHOVLICH, Frank (56/57 to 67/68) .....	LW	26, 27	720	296	301	597	782
MAIR, Adam (99/00 to 00/01) .....	C	21	24	1	2	3	20
MALGIN, Denis (19/20, 22/23) .....	RW	62	31	2	2	4	4
MALONEY, Dan (77/78 to 81/82) .....	LW	9	270	65	84	149	538
MALONEY, Phil (50/51; 52/53) .....	C	23, 25	30	3	6	9	2
MANDERVILLE, Kent (91/92 to 94/95) .....	LW	18	136	8	15	23	102
MANN, Norm (38/39; 40/41) .....	RW	8, 19, 21	31	0	3	3	4
MANNO, Bob (81/82) .....	D	3, 18	72	9	41	50	67
MANSON, Dave (00/01 to 01/02) .....	D	3	87	4	8	12	103
MARCHENKO, Alexey (16/17) .....	D	3	11	1	1	2	0
MARCHINKO, Brian (70/71 to 71/72) .....	C	22	5	0	0	0	0
MARCHMENT, Bryan (03/04) .....	D	27	75	1	3	4	106
MARCHMENT, Mason (19/20) .....	LW	36	4	0	1	1	0
MARINCIN, Martin (15/16 to 20/21) .....	D	52	142	4	19	23	78
MARKER, Gus (38/39 to 40/41) .....	RW	14, 18	112	23	20	43	36
MARKLE, Jack (35/36) .....	F	21	8	0	1	1	0
MARKOV, Danny (97/98 to 00/01) .....	D	55	200	9	36	45	137
MARKS, Jack (17/18)  .....	LW/D	-	5	0	0	0	0
MARLEAU, Patrick (17/18 to 18/19) .....	LW	12	164	43	41	84	44
MARNER, Mitch (16/17 to present) .....	RW	16	507	168	386	554	166
MAROIS, Daniel (88/89 to 91/92) .....	RW	32	285	106	80	186	346
MARSH, Brad (88/89 to 90/91) .....	D	3	179	2	28	30	189
MARSH, Gary (68/69) .....	LW	18	1	0	0	0	0
MARSHALL, Don (71/72) .....	LW	22	50	2	14	16	0
MARSHALL, Paul (80/81 to 81/82) .....	LW	15, 28	23	2	4	6	4
MARSHALL, Willie (52/53; 54/55 to 55/56; 58/59) .....	C	8, 21, 24	31	1	5	6	2
MARTIN, Jack (60/61) .....	F	24	1	0	0	0	0
MARTIN, Matt (16/17 to 17/18) .....	LW	15	132	8	13	21	173
MARTIN, Matt (93/94 to 97/98) .....	D	33, 3	76	0	5	5	71
MARTIN, Terry (79/80 to 83/84) .....	LW	25	317	83	76	159	152
MARTIN, Tom (67/68) .....	RW	17	3	1	0	1	0
MASNICK, Paul (57/58) .....	C	8	41	2	9	11	14
MATHERS, Frank (48/49 to 49/50; 51/52) .....	D	20	23	1	3	4	4
MATTE, Joe (19/20)  .....	RW/D	-	17	8	3	11	19
MATTHEWS, Auston (16/17 to present) .....	C	34	481	299	243	542	94
MATTHIAS, Shawn (15/16) .....	LW	23	51	6	11	17	12
MAXWELL, Brad (85/86) .....	D	4	52	8	18	26	108
MAXWELL, Wally (52/53) .....	F	26	2	0	0	0	0
MAY, Brad (08/09) .....	LW	10	38	1	1	2	61
MAYER, Shep (42/43) .....	F	18, 22	12	1	2	3	4
MAYERS, Jamal (08/09 to 09/10) .....	RW	21	115	9	15	24	160
McADAM, Gary (85/86) .....	LW	12	15	1	6	7	0

# ALL-TIME PLAYER ROSTER



NAME (SEASONS PLAYED)	POS	NO(S)	GP	G	A	PTS	PIM
McALLISTER, Chris (98/99 to 99/00)	D	33	56	0	5	5	107
McBRIDE, Cliff (29/30)	D	12	1	0	0	0	0
McCABE, Bryan (00/01 to 07/08)	D	24	523	83	214	297	785
McCABE, Jake (22/23 to present)	D	22	21	1	4	5	29
McCAFFREY, Bert (24/25 to 27/28)	D	7	118	30	19	49	106
McCAULEY, Alyn (97/98 to 02/03)	C	18	304	33	49	82	52
McCLELLAND, Kevin (91/92)	RW	20	18	0	1	1	33
McCLEMENT, Jay (12/13 to 13/14)	C	11	129	12	15	27	43
McCORMACK, John (47/48 to 50/51)	C	20	84	12	13	25	2
McCOURT, Dale (83/84)	C	12	72	19	24	43	10
McCREARY, Bill (80/81)	RW	28	12	1	0	1	4
McCREEDY, John (41/42;44/45)	RW	14, 20	64	17	12	29	25
McCUTCHEON, Darwin (81/82)	D	2	1	0	0	0	2
McDONALD, Jack (20/21)	LW	-	6	0	0	0	2
McDONALD, Lanny (73/74 to 79/80)	RW	7	477	219	240	459	372
McDONALD, Wilfred (Bucko) (38/39 to 43/44)	D	3, 19	195	17	53	70	116
McGILL, Bob (81/82 to 86/87; 92/93)	D	4, 8, 15, 26	317	4	25	29	988
McINTYRE, John (89/90 to 90/91)	C	44	72	5	15	20	142
McINTYRE, Larry (69/70;72/73)	D	25	41	0	3	3	26
McKECHNIE, Walt (78/79 to 79/80)	C	11	133	32	72	104	22
McKEGG, Greg (13/14 to 14/15)	C	39	4	0	0	0	0
McKENNA, Sean (87/88 to 89/90)	RW	8, 21	48	5	6	11	32
McKENNEY, Don (63/64 to 64/65)	C	17	67	15	30	45	8
McKENNY, Jim (65/66 to 77/78)	D	18, 25	594	81	246	327	292
McLAREN, Fraser (12/13)	LW	38	62	3	2	5	179
McLEAN, Jack (42/43 to 44/45)	C	7, 18	67	14	24	38	76
McLELLAN, John (51/52)	C	14	2	0	0	0	0
McLLWAIN, Dave (91/92 to 92/93)	C	7	77	15	6	21	34
McMANN, Bobby (22/23 to present)	C	74	10	0	1	1	2
McRAE, Basil (83/84 to 84/85)	LW	26	4	0	0	0	19
McRAE, Chris (87/88 to 88/89)	LW	27, 29, 32	14	0	0	0	77
McRAE, Ken (92/93 to 93/94)	C	36, 40	11	1	1	2	38
MEEHAN, Gerry (68/69)	C	26, 27	25	0	2	2	2
MEEKER, Howie (46/47 to 53/54)	RW	11, 15	346	83	102	185	329
MEEKING, Harry (17/18 to 18/19)	LW	-	35	17	12	29	60
MELROSE, Barry (80/81 to 82/83)	D	26	173	5	15	20	420
METE, Victor (22/23)	D	98	11	0	2	2	4
METZ, Don (39/40 to 41/42;45/46 to 48/49)	RW	8, 10, 11, 15, 18, 19	172	20	35	55	42
METZ, Nick (34/35 to 41/42;44/45 to 47/48)	LW	5, 15, 16, 17, 19	518	131	119	250	149
MICHALEK, Milan (15/16 to 16/17)	LW	18	18	2	6	8	8
MICKEY, Larry (68/69)	RW	12	55	8	19	27	43
MIGAY, Rudy (49/50;51/52 to 59/60)	C	11, 14, 21, 22	418	59	92	151	293
MIKHEYEV, Ilya (19/20 to 21/22)	LW	65	146	36	36	72	36
MIKOL, Jim (62/63)	D	16	4	0	1	1	2
MILLAR, Mike (90/91)	RW	36	7	2	2	4	2
MILLER, Earl (31/32)	F	15	15	3	3	6	10
MIRONOV, Dmitri (92/93 to 94/95)	D	15	175	22	63	85	146
MITCHELL, John (08/09 to 10/11)	C	39	159	20	35	55	76
MODIN, Fredrik (96/97 to 98/99)	RW	19	217	38	38	76	91
MOFFAT, Lyle (72/73;74/75)	LW	26	23	2	7	9	13
MOGILNY, Alexander (01/02 to 03/04)	RW	89	176	65	101	166	32
MOMESSO, Sergio (95/96)	LW	7	54	7	8	15	112
MONAHAN, Garry (70/71 to 74/75;78/79)	LW	14, 20	375	55	80	135	274
MOORE, Dick (64/65)	RW	16	38	2	4	6	68
MOORE, Dominic (07/08 to 08/09, 17/18)	C	19,20	151	22	45	67	99



# ALL-TIME PLAYER ROSTER



HISTORY



NAME (SEASONS PLAYED)	POS	NO(S)	GP	G	A	PTS	PIM	
MOORE, Trevor (18/19 to 19/20)	RW	42	52	5	8	13	6	
MORO, Marc (01/02)	D	33	2	0	0	0	2	
MORRIS, Moe (43/44 to 45/46)	D	5	117	13	28	41	50	
MORRISON, Jim (51/52 to 57/58)	D	3, 14, 21, 22, 24	399	23	87	110	358	
MORTSON, Gus (46/47 to 51/52)	D	3, 19	371	21	71	92	709	
MUELLER, Marcel (10/11)	LW	45	3	0	0	0	2	
MULHERN, Richard (79/80)	D	8	26	0	10	10	11	
MULLER, Kirk (95/96 to 96/97)	C/LW	21	102	29	33	62	127	
MUMMERY, Harry (17/18 to 18/19)	D	-	31	5	3	8	71	
MUNI, Craig (81/82 to 82/83; 84/85 to 85/86)	D	26, 32, 33, 34	19	0	2	2	6	
MUNRO, Gerry (25/26)	D	-	4	0	0	0	0	
MURPHY, Larry (95/96 to 96/97)	D	55	151	19	81	100	54	
MURRAY, Ken (69/70 to 70/71)	D	3, 7	5	0	1	1	2	
MURRAY, Randy (69/70)	D	3	3	0	0	0	2	
MUZZIN, Jake (18/19 to present)	D	8	187	18	63	81	101	
<b>N</b> ASH, Riley (20/21)	C	20	Did not play in a regular season game					
NATTRESS, Ric (91/92)	D	2	36	2	14	16	32	
NEDVED, Zdenek (94/95 to 96/97)	RW	45, 20, 10	31	4	6	10	14	
NEELY, Bob (73/74 to 77/78)	LW	3	261	36	53	89	264	
NELSON, Gord (69/70)	D	27	3	0	0	0	11	
NESTERENKO, Eric (51/52 to 55/56)	RW	16, 19, 25	206	43	36	79	261	
NEVILLE, Mike (24/25 to 25/26)	C	-	46	4	5	9	12	
NEVIN, Bob (57/58 to 58/59; 60/61 to 63/64)	RW	11	250	55	100	155	55	
NEWBURY, Kris (06/07 to 08/09)	C	54	44	3	3	6	60	
NIEUWENDYK, Joe (03/04)	C	25	64	22	28	50	26	
NIGHBOUR, Frank (29/30)	C	7	22	2	0	2	2	
NIGRO, Frank (82/83 to 83/84)	C	16, 32	68	8	18	26	39	
NOBLE, Reg (17/18 to 24/25)	LW/C	-	160	125	59	184	329	
NOESEN, Stefan (20/21)	RW	26	1	0	0	0	0	
NOLAN, Owen (02/03 to 03/04)	RW	11	79	26	34	60	126	
NOLAN, Paddy (21/22)	LW/D	-	2	0	0	0	0	
NYKOLUK, Mike (56/57)	RW	24, 27	32	3	1	4	20	
NYLANDER, William (15/16 to present)	C	29, 39, 88	521	177	253	430	134	
NYLUND, Gary (82/83 to 85/86)	D	2, 8	218	7	50	57	398	
<b>O</b> 'BYRNE, Ryan (12/13)	D	23	8	1	1	2	6	
O'FLAHERTY, Gerry (71/72)	LW	16	2	0	0	0	0	
O'REILLY, Ryan (22/23)	C	90	13	4	7	11	6	
OLCZYK, Ed (87/88 to 90/91)	C	16	257	116	151	267	221	
OLIVER, Murray (67/68 to 69/70)	C	11	226	44	90	134	50	
OLMSTEAD, Bert (58/59 to 61/62)	LW	16	246	56	109	165	231	
ONDRUS, Ben (05/06 to 08/09)	RW	25, 26, 46	52	0	2	2	77	
O'NEILL, Jeff (05/06 to 06/07)	R	92	148	39	41	80	118	
O'NEILL, Tom (Windy) (43/44 to 44/45)	RW	18	66	10	12	22	53	
ORESKOVIC, Phil (08/09)	D	40	10	1	1	2	21	
ORR, Colton (09/10 to 14/15)	RW	28	232	8	5	13	637	
OSBORNE, Mark (86/87 to 90/91; 91/92 to 93/94)	LW	12, 21	426	94	160	254	563	
OSBURN, Randy (72/73)	LW	16	26	0	2	2	0	
OZHIGANOV, Igor (18/19)	D	92	553	3	4	7	14	
<b>P</b> AIEMENT, Wilf (79/80 to 81/82)	RW	14, 99	187	78	125	203	420	
PANIK, Richard (14/15)	RW	18	76	11	6	17	49	
PAPPIN, Jim (63/64 to 67/68)	RW	17, 18	223	54	46	100	200	
PARENTEAU, P.A. (15/16)	RW	15	77	20	21	41	68	
PARISE, Jean Paul (67/68)	LW	17	1	0	1	1	0	



# ALL-TIME PLAYER ROSTER



NAME (SEASONS PLAYED)	POS	NO(S)	GP	G	A	PTS	PIM
PARSONS, George (36/37 to 38/39).....	LW	16, 18, 25	64	12	13	25	17
PATTERSON, George (26/27 to 27/28).....	RW	6	29	5	2	7	34
PEARSON, Rob (91/92 to 93/94).....	RW	12	192	49	42	91	458
PEARSON, Scott (88/89 to 90/91; 96/97).....	LW	18, 22	63	5	11	16	114
PECA, Michael (06/07).....	C	27	35	4	11	15	60
PEDERSON, Tom (96/97).....	D	24	15	1	2	3	9
PELYK, Mike (67/68 to 73/74; 76/77 to 77/78).....	D	4, 20, 21, 28	441	26	88	114	566
PERCY, Stuart (14/15 to 15/16).....	D	50	12	0	3	3	2
PERLINI, Fred (81/82; 83/84).....	C	8, 28, 29, 32, 34	8	2	3	5	0
PERREAULT, Yanic (93/94; 98/99 to 00/01; 06/07).....	C	44, 94	176	54	69	123	90
PERROTT, Nathan (03/04 to 05/06).....	R	26	43	1	2	3	118
PETAN, Nic (18/19 to 20/21).....	C	19, 61	28	1	4	5	8
PETIT, Michel (90/91 to 91/92).....	D	22, 24	88	10	32	42	217
PETTINGER, Eric (28/29 to 29/30).....	LW	10	68	7	12	19	64
PHANEUF, Dion (09/10 to 15/16).....	D	3	423	45	151	196	598
PICARD, Robert (80/81).....	D	4	59	6	19	25	68
PILAR, Karel (01/02 to 03/04).....	D	29	90	6	24	30	42
PILOTE, Pierre (68/69).....	D	2	69	3	18	21	46
PLANTE, Cam (84/85).....	D	11	2	0	0	0	0
PLEKANEC, Tomas (17/18).....	C	19	17	0	2	2	6
PODDUBNY, Walt (81/82 to 85/86).....	LW	8, 12	186	59	86	145	178
PODOLLAN, Jason (96/97 to 98/99).....	LW	7	14	0	3	3	6
POHL, John (05/06 to 07/08).....	C	21, 53	114	17	21	38	24
POILE, Norman (Bud) (42/43 to 43/44; 45/46 to 47/48).....	C	7, 11, 16, 25	131	44	52	96	52
POLAK, Roman (14/15 to 17/18).....	D	46	240	12	33	45	215
PONIKAROVSKY, Alexei (00/01 to 09/10).....	LW	23, 39, 22	477	114	143	257	318
PRATT, Tracy (76/77).....	D	4	11	0	1	1	8
PRATT, Walter (Babe) (42/43 to 45/46).....	D	2, 12	179	52	109	161	149
PRENTICE, Eric (43/44).....	D	17	5	0	0	0	4
PRESLEY, Wayne (95/96).....	RW	18	19	2	2	4	14
PRICE, Noel (57/58 to 58/59).....	D	23	29	0	0	0	9
PRIMEAU, Joe (27/28 to 35/36).....	C	7, 10, 15	310	66	177	243	105
PRIMEAU, Wayne (09/10).....	C	18	59	3	5	8	35
PROCHAZKA, Martin (97/98).....	LW	21	29	2	4	6	8
PRODGER, Goldie (19/20).....	D/F	-	16	8	6	14	4
PRONOVOST, Marcel (65/66 to 69/70).....	D	3	223	8	40	48	134
PUDAS, Albert (26/27).....	LW	14	4	0	0	0	0
PULFORD, Bob (56/57 to 69/70).....	C	20	947	251	312	563	691
<b>Q</b> UENNEVILLE, Joel (78/79 to 79/80).....	D	3	93	3	13	16	84
QUINN, Pat (68/69 to 69/70).....	D	23	99	2	12	14	183
<b>R</b> AMAGE, Rob (89/90 to 90/91).....	D	8	160	18	66	84	375
RAMSEY, Beattie (27/28).....	D	2	43	0	2	2	10
RANDALL, Ken (17/18 to 22/23).....	RW/D	-	127	49	32	81	329
RANGER, Paul (13/14).....	D	15	53	6	8	14	36
RAYMOND, Mason (13/14).....	LW	12	82	19	26	45	22
REAUME, Marc (54/55 to 59/60).....	D	2, 25	267	8	39	47	257
REGAN, Larry (58/59 to 60/61).....	RW	8	116	11	42	53	10
REICHEL, Robert (01/02 to 03/04).....	C	21	228	43	80	123	82
REID, David (52/53; 54/55 to 55/56).....	F	18, 25	7	0	0	0	0
REID, Dave (88/89 to 90/91).....	LW	34, 14	216	33	53	86	49
REID, Reg (24/25 to 25/26).....	LW	-	39	1	0	1	4
RENBERG, Mikael (01/02 to 03/04).....	RW	19	197	40	72	112	122
REYNOLDS, Bobby (89/90 to 90/91).....	LW	20	7	1	1	2	0
RIBBLE, Pat (79/80).....	D	3	13	0	2	2	2



# ALL-TIME PLAYER ROSTER



ARENAS



ST. PATS



MAPLE LEAFS

HISTORY



NAME (SEASONS PLAYED)	POS	NO(S)	GP	G	A	PTS	PIM
RICHARDSON, Luke (87/88 to 90/91; 05/06)	D	2, 22	299	11	39	50	597
RIDLEY, Mike (94/95)	C	7	48	10	27	37	14
RIELLY, Morgan (13/14 to present)	D	44	719	73	341	414	202
RITCHIE, Dave (18/19)	D	-	4	0	0	0	9
ROACH, Mickey (19/20 to 20/21)	C	-	30	12	3	15	6
ROBERT, Rene (70/71; 80/81 to 81/82)	RW	14	74	19	31	50	45
ROBERTS, Gary (00/01 to 03/04)	LW	7	237	83	74	157	266
ROBERTSON, Fred (31/32)	D	17	10	0	0	0	23
ROBERTSON, Nicholas (19/20 to present)	LW	89	31	3	4	7	4
ROBIDAS, Stephane (14/15 to 16/17)	D	12	52	1	6	7	34
RODDEN, Edmund (27/28)	F	12	25	3	6	9	36
ROMNES, Doc (38/39)	F	7	36	7	16	23	0
ROOT, Bill (84/85 to 86/87)	D	25, 28	96	4	5	9	89
ROSEHILL, Jay (09/10 to 11/12)	LW	38	72	2	3	5	198
ROSEN, Calle (17/18 to 20/21)	D	48	12	1	2	3	4
ROUSE, Bob (90/91 to 93/94)	D	28, 3	237	13	45	58	338
RUBINS, Kristians (21/22)	D	56	3	0	0	0	4
RUPP, Duane (64/65 to 67/68)	D	3, 4, 17	78	1	9	10	42
RYCHEL, Warren (94/95)	LW	21	26	1	6	7	101
<b>S</b> ABOURIN, Bob (51/52)	RW	16	1	0	0	0	2
SABOURIN, Gary (74/75)	RW	15	55	5	18	23	26
SABOURIN, Scott (20/21)	RW	49	1	0	0	0	5
SACCO, David (93/94)	C	7	4	1	1	2	4
SACCO, Joe (90/91 to 92/93)	LW	20, 24	60	11	13	24	16
SAGANIUK, Rocky (78/79 to 82/83)	RW	7, 8	230	56	62	118	164
SALMING, Borje (73/74 to 88/89)	D	21	1099	148	620	768	1292
SAMIS, Phil (49/50)	D	23	2	0	0	0	0
SANDIN, Rasmus (19/20 to 22/23)	D	38	140	10	38	48	37
SANDS, Charlie (32/33 to 33/34)	C	3, 16, 17	48	8	11	19	2
SANTORELLI, Mike (14/15)	C	25	57	11	18	29	8
SCHENN, Luke (08/09 to 11/12; 22/23)	D	2	325	15	61	76	230
SCHNEIDER, Mathieu (95/96 to 97/98)	D	72	115	18	38	56	74
SCHRINER, Dave (Sweeney)							
(39/40 to 42/43; 44/45 to 45/46)	LW	11	244	109	84	193	75
SCHUTT, Rod (85/86)	LW	25	6	0	0	0	0
SCOTT, Ganton (22/23 to 23/24; 26/27)	RW	7	21	0	0	0	0
SECORD, Al (87/88 to 88/89)	LW	20	114	20	37	57	292
SEDLBAUER, Ron (80/81)	LW	18	21	10	4	14	14
SEILING, Rod (62/63; 74/75 to 75/76)	D	16, 17	138	8	29	37	86
SELBY, Brit (64/65 to 66/67; 68/69 to 70/71)	LW	8, 11, 15	169	29	30	59	93
SELWOOD, Brad (70/71 to 71/72)	D	3	100	6	27	33	71
SEMENKO, Dave (87/88)	F	27	70	2	3	5	107
SEMYONOV, Kirill (21/22)	C	94	3	0	0	0	0
SENEY, Brett (21/22)	LW	62	2	0	0	0	0
SEROWIK, Jeff (90/91)	D	34	1	0	0	0	0
SHACK, Eddie (60/61 to 66/67; 73/74 to 74/75)	RW	23	504	99	96	195	676
SHAND, Dave (80/81; 82/83)	D	3, 4	48	0	5	5	62
SHANNON, Darryl (88/89 to 92/93)	D	4, 14, 24, 28, 29, 34	98	3	13	16	52
SHAY, Norm (25/26)	D/RW	-	22	3	1	4	18
SHEDDEN, Doug (88/89 to 90/91)	RW	37, 12	24	8	10	18	12
SHILL, Jack (33/34; 35/36 to 36/37)	LW	7, 19, 20, 18	42	4	6	10	26
SHORE, Nicholas (19/20)	C	26	21	2	1	3	12
SIFERS, Jaime (08/09)	D	59	23	0	2	2	18
SILL, Zach (14/15)	C	22	21	0	1	1	24

# ALL-TIME PLAYER ROSTER



NAME (SEASONS PLAYED)	POS	NO(S)	GP	G	A	PTS	PIM
SIMMONDS, Wayne (20/21 to 22/23)	RW	24	128	12	15	27	190
SITTLER, Darryl (70/71 to 81/82)	C	27	844	389	527	916	763
SJOSTRÖM, Fredrik (09/10 to 10/11)	LW	11	85	4	6	10	18
SKINNER, Alf (17/18 to 18/19)	RW	-	37	25	9	34	54
SLOAN, Tod (47/48 to 48/49; 50/51 to 57/58)	C	11, 15, 20, 22	549	162	184	346	650
SLY, Darryl (65/66; 67/68)	D	21	19	0	0	0	4
SMEDSMO, Dale (72/73)	LW	23	4	0	0	0	0
SMITH, Art (27/28 to 29/30)	D	2, 3, 12	101	13	6	19	188
SMITH, Ben (15/16 to 16/17)	C	18, 26	52	4	6	10	4
SMITH, Brad (85/86 to 86/87)	RW	29	89	10	24	34	256
SMITH, D.J. (96/97 to 01/02)	D	4, 24	11	0	1	1	12
SMITH, Floyd (67/68 to 69/70)	RW	17	131	25	34	59	35
SMITH, Glenn (21/22)	D	-	9	0	0	0	0
SMITH, Jason (96/97 to 98/99)	D	25	162	5	29	34	156
SMITH, Sid (46/47 to 57/58)	LW	8, 16, 22, 24	601	186	183	369	94
SMITH, Trevor (13/14 to 14/15)	C	23	82	6	8	14	16
SMITHSON, Jerred (13/14)	C	22	18	0	0	0	9
SMYLIE, Rod (20/21 to 22/23; 24/25 to 25/26)	LW	-	61	3	1	4	4
SMYTH, Greg (93/94; 96/97)	D	28	13	0	1	1	38
SNELL, Chris (93/94)	D	38	2	0	0	0	2
SOLINGER, Bob (51/52 to 54/55)	LW	11, 21, 23, 25	98	10	11	21	19
SOSHNIKOV, Nikita (15/16 to 17/18)	RW	26, 41	70	7	7	14	22
SPALING, Nick (15/16)	C	16	35	1	6	7	18
SPENCE, Gordon (25/26)	LW	-	3	0	0	0	0
SPENCER, Brian (69/70 to 71/72)	LW	15, 22	95	10	20	30	192
SPEYER, Chris (23/24 to 24/25)	D	-	5	0	0	0	0
SPEZZA, Jason (19/20 to 21/22)	C	91	183	31	49	80	50
SPRING, Jesse (26/27)	D	14	2	0	0	0	0
STACKHOUSE, Ted (21/22)	D	-	13	0	0	0	2
STAJAN, Matt (02/03 to 09/10)	C	14, 41	445	87	136	223	247
STALBERG, Viktor (09/10)	LW	45	40	9	5	14	30
STAMLER, Lorne (78/79)	LW	12	45	4	3	7	2
STANLEY, Allan (58/59 to 67/68)	D	26	633	47	186	233	318
STANOWSKI, Wally (39/40 to 41/42; 44/45 to 47/48)	D	2, 3, 16, 20	282	20	74	94	106
STAPLETON, Tim (08/09)	C	42	4	1	0	1	0
STASTNY, Marian (85/86)	RW	10	70	23	30	53	21
STECKEL, David (11/12 to 12/13)	C	20	89	8	6	14	10
STEEN, Alex (05/06 to 08/09)	LW	10	253	50	76	126	106
STEEVES, Alex (21/22 to present)	RW	46	6	0	1	1	0
STEMKOWSKI, Pete (63/64 to 67/68)	C	12, 25	221	29	64	93	247
STEMPNIAK, Lee (08/09 to 09/10)	RW	12	123	25	36	61	49
STEPHENSON, Bob (79/80)	RW	15	14	2	2	4	4
STEVENS, Mike (89/90)	LW	26	1	0	0	0	0
STEWART, Bill (83/84 to 84/85)	D	17	83	2	19	21	148
STEWART, Gaye (42/43; 45/46 to 47/48)	LW	15, 16, 21	165	81	52	133	52
STEWART, Ron (52/53 to 64/65)	RW	12, 19, 24	838	186	182	368	413
STOTHERS, Mike (87/88)	D	25	18	0	1	1	42
STOUGHTON, Blaine (74/75 to 75/76)	LW	17	121	29	25	54	32
STRALMAN, Anton (07/08 to 08/09)	D	36	88	4	18	22	38
STRONG, Ken (82/83 to 84/85)	LW	23, 32	15	2	2	4	6
STUART, Billy (20/21 to 24/25)	D	-	94	16	15	31	60
SUGLOBOV, Alexander (05/06 to 06/07)	R	19, 9	16	0	0	0	4
SULLIVAN, Frank (49/50; 52/53)	D	25	6	0	0	0	2
SULLIVAN, Steve (96/97 to 99/00)	C	11	154	35	50	85	95



# ALL-TIME PLAYER ROSTER



NAME (SEASONS PLAYED)	POS	NO(S)	GP	G	A	PTS	PIM
SUNDIN, Mats (94/95 to 07/08)	C	13	981	420	567	987	748
SUTHERLAND, Bill (68/69)	C	15	44	7	5	12	14
SUTTER, Rich (94/95)	RW	20	18	0	3	3	10
SVEHLA, Robert (02/03)	D	67	82	7	38	45	46
SVOBODA, Petr (00/01)	D	23	18	1	2	3	10
SYKES, Bob (74/75)	LW	25	2	0	0	0	0
<b>T</b> AVARES, John (18/19 to present)	C	91	360	155	199	354	138
TAYLOR, Billy (39/40 to 42/43; 45/46)	C	7, 19, 21	220	66	117	183	60
TAYLOR, Harry (46/47; 48/49)	C	17, 21	51	4	9	13	30
TERRION, Greg (82/83 to 87/88)	C	7	427	66	103	169	217
THIBAudeau, Gilles (89/90 to 90/91)	C	7	41	9	18	27	17
THOMAS, Cy (47/48)	F	22	8	1	2	3	4
THOMAS, Steve (84/85 to 86/87; 98/99 to 00/01)	...RW	12, 25, 32	377	118	173	291	299
THOMPSON, Errol (70/71; 72/73 to 77/78)	LW	12, 22	365	126	119	245	70
THOMS, Bill (32/33 to 38/39)	C	7, 14, 16, 29	279	68	93	161	115
THOMSON, Jim (45/46 to 56/57)	D	2, 20	717	15	208	223	845
THOMSON, Rhys (42/43)	D	17	18	0	2	2	22
THORNTON, Joe (20/21)	LW	97	44	5	15	20	14
THORNTON, Scott (90/91)	C	24	33	1	3	4	30
TIMASHOV, Dmytro (19/20)	LW	41	39	4	5	9	16
TIMGREN, Ray (48/49 to 52/53; 54/55)	LW	22, 23	237	13	43	56	68
TIMMINS, Conor (22/23 to present)	D	25	25	2	12	14	8
TLUSTY, Jiri (07/08 to 09/10)	C	11, 41	74	10	10	20	14
TOMLINSON, Dave (91/92 to 92/93)	C	14, 37	6	0	0	0	4
TOPOROWSKI, Shayne (96/97)	RW	41	3	0	0	0	7
TREMBLAY, Yannick (96/97 to 98/99)	D	38	78	4	11	15	22
TROTTIER, Guy (70/71 to 71/72)	RW	11	113	28	17	45	37
TUCKER, Darcy (99/00 to 07/08)	RW	16	531	148	171	319	756
TURNBULL, Ian (73/74 to 81/82)	D	2	580	112	302	414	651
<b>U</b> LLMAN, Norm (67/68 to 74/75)	C	9	535	166	305	471	160
UNGER, Garry (67/68)	C	15	15	1	1	2	4
<b>V</b> AIVE, Rick (79/80 to 86/87)	RW	22, 20	534	299	238	537	940
VALIEV, Rinat (15/16 to 17/18)	D	29	10	0	0	0	0
VALIQUETTE, Jack (74/75 to 77/78)	C	8	172	33	66	99	52
VALK, Garry (98/99 to 01/02)	RW	10	287	31	63	94	171
van RIEMSDYK, James (12/13 to 17/18)	LW	25, 21	413	154	140	294	192
VAN RYN, Mike (08/09)	D	26	27	3	8	11	14
VEITCH, Darren (88/89; 90/91)	D	25, 26	39	3	8	11	16
VERSTEEG, Kris (10/11)	LW	32	53	14	21	35	29
VERSTRAETE, Leigh (82/83 to 84/85; 87/88)	...RW	25, 34, 28	8	0	1	1	14
VESEY, Jimmy (20/21)	LW	26	30	5	2	7	4
VOSS, Carl (26/27; 28/29)	C	6	14	0	0	0	0
<b>W</b> ALKER, Kurt (75/76 to 77/78)	LW	26	71	4	5	9	152
WALLIN, Rickard (09/10)	C	51	60	2	7	9	20
WALTON, Mike (65/66 to 70/71)	C	15, 16	257	84	107	191	184
WARD, Dixon (94/95)	RW	12	22	0	3	3	31
WARD, Ron (69/70)	C	25	18	0	1	1	2
WARE, Jeff (96/97 to 97/98)	D	23	15	0	0	0	6
WARNER, Bob (76/77)	D	16	10	1	1	2	4
WARRINER, Todd (94/95 to 99/00)	LW	8	253	36	48	84	117
WATSON, Harry (46/47 to 54/55)	LW	4	500	163	122	285	111
WEBSTER, Don (43/44)	LW	19	27	7	6	13	28

# ALL-TIME PLAYER ROSTER



NAME (SEASONS PLAYED)	POS	NO(S)	GP	G	A	PTS	PIM
WEIR, Stan (75/76 to 77/78)	C	14	159	42	56	98	40
WELLWOOD, Kyle (03/04 to 07/08)	C	42	189	31	77	108	14
WESLEY, Blake (85/86)	D	28	27	0	1	1	21
WESLEY, Glen (02/03)	D	22	7	0	3	3	4
WESTRUM, Erik (06/07)	C	39	2	0	0	0	0
WHITE, Ian (05/06 to 09/10)	D	7, 37	296	28	77	105	190
WHITE, Peter (95/96)	C	18	1	0	0	0	0
WILLARD, Rod (82/83)	LW	28	1	0	0	0	0
WILLIAMS, Dave (Tiger) (74/75 to 79/80)	LW	22	407	109	132	241	1670
WILLIAMS, Jeremy (05/06 to 08/09)	RW	48	31	9	2	11	6
WILM, Clarke (03/04 to 05/06)	C	39	70	1	7	8	50
WILSON, Cully (19/20 to 20/21)	RW	-	31	22	9	31	108
WILSON, John (59/60 to 60/61)	LW	19	73	15	17	32	8
WILSON, Ron (77/78 to 79/80)	RW	11, 14	64	7	15	22	6
WINNIK, Daniel (14/15 to 15/16)	LW	26	114	11	28	39	35
WISEMAN, Brian (96/97)	C	15	3	0	0	0	0
WOLANIN, Craig (96/97 to 97/98)	D	26	33	0	4	4	19
WOOD, Randy (94/95 to 95/96)	LW	24	94	20	20	40	70
WOZNIEWSKI, Andy (05/06 to 07/08)	D	56	76	2	10	12	81
WREN, Bob (01/02)	C	33	1	0	0	0	0
<b>Y</b> AKE, Terry (94/95)	RW	25	19	3	2	5	2
YAKUSHIN, Dmitri (99/00)	D	49	2	0	0	0	2
YAREMCHUK, Gary (81/82 to 84/85)	C	8, 25, 28, 32	34	1	4	5	28
YAREMCHUK, Ken (86/87 to 88/89)	C	15, 16, 13, 34	47	6	13	19	28
YUSHKEVICH, Dmitry (95/96 to 01/02)	D	26, 36	506	25	110	135	409
<b>Z</b> AITSEV, Nikita (16/17 to 18/19)	D	22	223	12	51	63	87
ZANUSSI, Ron (80/81 to 81/82)	RW	32, 39	55	3	8	11	20
ZETTLER, Rob (95/96 to 97/98)	D	2	136	2	20	22	207
ZEZEL, Peter (90/91 to 93/94)	C	25	207	50	78	128	73
ZIGOMANIS, Mike (10/11)	C	26	8	0	1	1	4
ZOHORNA, Radim (22/23)	LW	53	2	1	0	1	0



# ALL-TIME GOALTENDER ROSTER



ARENAS



ST. PATS



MAPLE LEAFS

## GOALIES (SEASONS PLAYED)

	NO(S)	W	LT/OTL	GPI	MIN	GA	GAA	SO	
<b>A</b> NDERSEN, Frederik (16/17 to 20/21).....	31	149	74	36	268	15,625	726	2.79	13
AUBIN, Jean-Sebastien (05/06 to 06/07).....	30	12	5	4	31	1,481	71	2.83	1
<b>B</b> ARRASSO, Tom (01/02).....	30	2	2	0	4	219	10	2.74	0
BAZTIEN, Baz (Aldege) (45/46).....	1	0	4	1	5	300	20	4.00	0
BIBEAU, Antoine (16/17).....	30	1	1	0	2	120	4	1.99	0
BEAUPRE, Don (95/96 to 96/97).....	31,33	0	8	0	11	446	36	4.84	0
BERNIER, Jonathan (13/14 to 15/16).....	45	59	68	17	151	4636	393	2.80	6
BELFOUR, Ed (02/03 to 05/06).....	20	93	61	15	170	10,078	422	2.51	17
BELL, Gord (45/46).....	1, 24	3	5	0	8	480	31	3.88	0
BERNHARDT, Tim (84/85 to 86/87) ..	1	17	31	7	61	3,468	246	4.26	0
BESTER, Allan (83/84 to 90/91).....	31, 30	69	91	16	205	10,963	741	4.06	7
BIBEAULT, Paul (43/44).....	1	13	14	2	29	1,740	87	3.00	5
BOWER, Johnny (58/59 to 69/70).....	1	220	161	79	472	27,396	1,145	2.51	33
BRODA, Walter (Turk) (36/37 to 42/43; 45/46 to 51/52).....	1, 19, 23	302	224	101	629	38,168	1,609	2.53	62
BROOKS, Art (17/18).....	-	2	2	0	4	220	23	6.27	0
<b>C</b> AMPBELL, Jack (19/20 to 21/22).....	36	51	14	9	77	4,444	185	2.50	7
CHABOT, Lorne (28/29 to 32/33).....	1	103	80	31	214	13,024	477	2.20	33
CHADWICK, Ed (55/56 to 59/60).....	1, 20	57	89	34	180	10,740	529	2.96	14
CHEEVERS, Gerry (61/62).....	1	1	1	0	2	120	7	3.50	0
CLEMMENSEN, Scott (07/08).....	30	1	1	0	3	154	10	3.90	0
COUSINEAU, Marcel (96/97 to 97/98) ...	31	3	5	1	15	583	31	3.19	1
CRHA, Jiri (79/80 to 80/81).....	31	28	27	11	69	3,942	261	3.97	0
<b>D</b> OWIE, Bruce (83/84).....	1	0	1	0	2	72	4	3.33	0
<b>E</b> DWARDS, Don (85/86).....	30	12	23	0	38	2,009	160	4.78	0
EDWARDS, Marv (69/70).....	31	10	9	4	25	1,420	77	3.25	1
ENROTH, Jhonas (16/17).....	35	0	3	1	6	274	18	3.94	0
<b>F</b> AVELL, Doug (73/74 to 75/76).....	33	26	26	16	74	4,061	239	3.53	1
FORBES, Jake (19/20 to 20/21).....	-	15	10	0	25	1521	99	3.91	0
FUHR, Grant (91/92 to 92/93).....	31	38	42	9	95	5,439	317	3.50	3
<b>G</b> AMBLE, Bruce (65/66 to 70/71).....	1, 30	82	83	31	210	11,676	573	2.94	19
GERBER, Martin (08/09).....	29	6	5	0	12	706	38	3.23	0
GIGUERE, Jean-Sebastien (09/10 to 10/11).....	35	17	18	6	48	2,548	116	2.73	2
GRANT, Ben (28/29 to 31/32; 43/44).....	1, 15, 16, 17	13	17	4	36	2,190	135	3.70	3
GUSTAVSSON, Jonas (09/10 to 11/12) ...	50	39	45	15	107	5,882	292	2.98	5
<b>H</b> AINSWORTH, George (33/34 to 36/37) ..	1	79	48	20	147	9,157	345	2.26	19
HAMEL, Pierre (74/75; 78/79).....	31, 32	1	2	0	5	196	18	5.51	0
HARRISON, Paul (78/79 to 79/80).....	30	17	29	5	55	2,895	192	3.98	1
HEALY, Glenn (97/98 to 00/01).....	30	23	30	5	65	3,649	177	2.91	2
HEBERT, Sammy (17/18).....	-	1	0	0	2	80	10	7.50	0
HOLMES, Harry (Hap) (17/18 to 18/19).....	-	9	9	0	18	1,085	85	4.70	0
HUTCHINSON, Michael (18/19 to 21/22).....	30	10	15	2	30	1,583	84	3.18	3



# ALL-TIME GOALTENDER ROSTER



## GOALIES

### (SEASONS PLAYED)

	NO(S)	W	LT/OTL	GPI	MIN	GA	GAA	SO	
<b>I</b> NG, Peter (89/90 to 90/91) .....	31, 1	16	31	9	59	3,308	218	3.95	1
<b>I</b> RONSTONE, Joe (27/28) .....	1	1	0	0	1	70	0	0.00	1
<b>J</b> OHNSTON, Ed (73/74) .....	1	12	9	4	26	1,516	78	3.09	1
<b>J</b> OSEPH, Curtis (98/99 to 01/02; 08/09) ...	31	138	97	28	270	15,808	656	2.49	17
<b>K</b> ASKISUO, Kasimir (19/20) .....	50	0	1	0	1	60	6	6.00	0
<b>K</b> ALLGREN, Erik (21/22 to 22/23) .....	50	11	6	5	21	1,342	68	3.04	1
<b>K</b> IDD, Trevor (02/03 to 03/04) .....	37	12	15	4	34	2,026	107	3.17	1
<b>L</b> aFOREST, Mark (89/90) .....	1	9	14	0	27	1,343	87	3.89	0
<b>L</b> AROCQUE, Michel (80/81 to 82/83) ..	1	16	35	13	74	3,942	315	4.80	0
<b>L</b> INDSAY, Bert (18/19)	-	5	11	0	16	998	83	4.99	0
<b>L</b> OCKHART, Howard (19/20; 23/24)	-	4	3	0	8	370	30	4.86	0
<b>L</b> OW, Ron (72/73) .....	30	12	24	4	42	2,343	152	3.89	1
<b>L</b> UMLEY, Harry (52/53 to 55/56) .....	1	104	106	58	267	16,000	588	2.21	34
<b>M</b> acDONALD, Joey (09/10) .....	29	1	4	0	6	319	17	3.20	0
<b>M</b> acINTYRE, Drew (13/14) .....	35	0	1	0	2	95	4	2.53	0
<b>M</b> ANIAGO, Cesare (60/61) .....	1	4	2	1	7	420	18	2.57	0
<b>M</b> MAROIS, Jean (43/44) .....	1	1	0	0	1	60	4	4.00	0
<b>M</b> MAYER, Gilles (49/50; 53/54 to 55/56) .....	1	2	6	1	9	540	18	2.67	0
<b>M</b> ccCOOL, Frank (44/45 to 45/46) .....	1	34	31	7	72	4,320	242	3.36	4
<b>M</b> cELHINNEY, Curtis (17-18) .....	35	17	12	1	32	1,738	71	2.45	4
<b>M</b> cLACHLAN, Murray (70/71) .....	31	0	1	0	2	25	4	9.60	0
<b>M</b> cNAMARA, Gerry (60/61; 69/70) .....	1	2	2	1	7	323	15	2.79	0
<b>M</b> cRAE, Gord (72/73; 74/75 to 77/78) .....	1,31	30	22	10	71	3,799	221	3.49	1
<b>M</b> ITCHELL, Mike (19/20 to 21/22)	-	10	9	0	22	1,190	88	4.44	0
<b>M</b> MURRAY, Matt (22/23 to present) .....	30	14	8	2	26	1,473	74	3.01	1
<b>M</b> MRAZEK, Petr (21/22) .....	35	12	6	0	20	1,043	58	3.34	0
<b>P</b> ALMATEER, Mike (76/77 to 79/80; 82/83 to 83/84) ..	29	129	112	41	296	16,868	964	3.43	15
<b>P</b> ARENT, Bernie (70/71 to 71/72) .....	30	24	25	12	65	3,755	162	2.59	3
<b>P</b> ARENT, Bob (81/82 to 82/83) .....	31	0	2	0	3	160	15	5.63	0
<b>P</b> PICKARD, Calvin (17/18) .....	30	0	0	1	1	63	4	3.81	0
<b>P</b> LANTE, Jacques (70/71 to 72/73) .....	1	48	38	15	106	6,011	246	2.46	7
<b>P</b> OGGE, Justin (08/09) .....	29, 1	1	4	1	7	372	27	4.35	0
<b>P</b> POTVIN, Felix (91/92 to 98/99) .....	29	160	149	49	369	21,461	1026	2.87	12
<b>P</b> PUPPA, Daren (92/93) .....	1	6	2	0	8	479	18	2.25	2
<b>R</b> AYCROFT, Andrew (06/07 to 07/08) ..	1	39	34	14	91	5,072	268	3.17	3
<b>R</b> EESE, Jeff (87/88 to 91/92; 98/99) ...	1, 35	20	33	9	76	3,785	258	4.09	1
<b>R</b> EIMER, James (10/11 to 15/16) .....	34	85	76	23	207	11,176	528	2.83	11
<b>R</b> HODES, Damian (90/91 to 95/96) .....	31, 1	20	18	5	47	2,657	117	2.64	0
<b>R</b> IDLLEY, Curt (79/80 to 80/81) .....	1, 33, 35	1	2	0	6	234	20	5.13	0
<b>R</b> ITTICH, David (20/21) .....	33	1	1	1	3	221	10	2.72	0



# ALL-TIME GOALTENDER ROSTER



## GOALIES

### (SEASONS PLAYED)

	NO(S)	W	L	T	GPI	MIN	GA	GAA	SO
ROACH, John Ross (21/22 to 27/28)  ... 1	1	98	107	17	22	13,674	639	2.80	13
ROLLINS, Al (49/50 to 51/52) .....	23	57	30	24	112	6,643	228	2.06	11
RUTHERFORD, Jim (80/81) .....	1	4	10	2	18	961	82	5.12	0
RYNNAS, Jussi (11/12) .....	40	0	1	0	3	109	7	3.84	0
<b>S</b> T. CROIX, Rick (82/83 to 84/85) .....	1, 30	11	28	2	47	2,467	191	4.65	0
SAMSONOV, Ilya (22/23 to present) ..	35	27	10	5	42	2,475	96	2.33	4
SAWCHUK, Terry (64/65 to 66/67) ....	30,24	42	29	14	91	5,090	238	2.81	4
SCHWAB, Corey (01/02) .....	35	12	10	5	30	1,646	75	2.73	1
SCRIVENS, Ben (11/12 to 12/13) .....	30	11	14	2	32	1,696	81	2.86	2
SIMMONS, Don (61/62 to 63/64) .....	1, 24	28	21	7	58	3,411	154	2.71	5
SMITH, Al (65/66 to 66/67; 68/69) .....	1, 30, 31	4	3	1	10	457	23	3.02	0
SMITH, Gary (65/66 to 66/67) .....	1	0	4	0	5	223	14	3.61	0
SPARKS, Garret (15/16 to 18/19) .....	31, 40	14	18	2	37	2,080	107	3.09	2
STEIN, Phil (39/40) .....	1	0	0	1	1	70	2	1.71	0
<b>T</b> ELLQVIST, Mikael (02/03 to 06/07) ...	32	16	16	4	40	2,191	110	3.01	2
THOMAS, Wayne (75/76 to 76/77) .....	30,33	38	37	18	97	5,487	312	3.41	3
TOSKALA, Vesa (07/08 to 09/10) .....	35	62	54	20	145	4,018	426	3.08	5
TREMBLAY, Vincent (79/80 to 82/83) ..	1, 29, 30	12	22	8	54	2,545	199	4.69	1
<b>W</b> AMSLEY, Rick (91/92 to 92/93) ..	30	4	6	0	11	588	42	4.29	0
WILSON, Dunc (73/74 to 74/75) .....	1, 30	17	22	7	49	2,805	154	3.29	1
WILSON, Ross (Lefty)(55/56) .....	1	0	0	0	1	13	0	0.00	0
WOLL, Joseph (21/22 to present) .....	60	9	2	0	11	657	26	2.38	1
WREGGET, Ken (83/84 to 88/89) .....	30, 31	55	112	17	200	10,923	791	4.34	2

\* Defencemen Red Horner (1929, 1932), King Clancy (1932) and Alex Levinsky (1932), as well as forward Charlie Conacher (1933, 1935) each appeared in at least one game as a goaltender with the Maple Leafs.





## ALL-TIME JERSEY NUMBERS

\*Some players wore two or more numbers.

1

Baz Bastien, Gord Bell, Tim Bernhardt, Paul Bibeault, *Johnny Bower*, *Turk Broda*, Lorne Chabot, Ed Chadwick, Gerry Cheevers, Bruce Dowie, Bruce Gamble, Ben Grant, George Hainsworth, Peter Ing, Ed Johnston, Mark LaForest, Michel Larocque, Harry Lumley, Cesare Maniago, Gilles Mayer, Frank McCool, Gerry McNamara, Gord McRae, Jacques Plante, Justin Pogge, Daren Puppa, Andrew Raycroft, Jeff Reese, Damian Rhodes, Curt Ridley, Johnny Roach, Jim Rutherford, Don Simmons, Al Smith, Gary Smith, Rick St. Croix, Phil Stein, Vince Tremblay, Dunc Wilson, Ross "Lefty" Wilson.

2

Wade Belak, Carl Brewer, Eric Brewer, Garth Butcher, Bobby Copp, Bert Corbeau, Travis Dermott, Gerald Diduck, Jerome Dupont, Dallas Eakins, Ted Fauss, Mark Fraser, Bob Goldham, Ron Hainsey, Danny Hillman, Larry Hillman, Red Horner, Greg Hotham, Matt Hunwick, Trevor Johansen, Brian Leetch, Sylvain Lefebvre, Rick Ley, Joe Lundrigan, Darwin McCutcheon, Ric Nattress, Gary Nylund, Pierre Pilote, Babe Pratt, Beattie Ramsey, Marc Reaume, Luke Richardson, Luke Schenn, Art Smith, Wally Stanowski, Jim Thomson, Ian Turnbull, Rob Zettler.

3

Al Arbour, Wade Belak, Jim Benning, Mickey Blake, William Bryde, Larry Carriere, Sylvain Cote, Hag Day, Dale Degray, Travis Dermott, Art Duncan, Daryl Evans, Garnet Exelby, Fern Flaman, Jimmy Fowler, Todd Gill, John Grisdale, Reg Hamilton, Pierre Hedin, Justin Holl, Flash Hollett, Syd Howe, Grant Jennings, Alex Levinsky, Bob Manno, Dave Manson, Alexey Marchenko, Brad Marsh, Matt Martin, Bucko McDonald, Marc Moro, Jim Morrison, Gus Mortonson, Ken Murray, Randy Murray, Bob Neely, Dion Phaneuf, Marcel Pronovost, Joel Quenneville, Pat Ribble, Bob Rouse, Duane Rupp, Charlie Sands, Brad Selwood, Dave Shand, Art Smith, Wally Stanowski.

4

Reid Bailey, Hugh Bolton, Cory Cross, Kevin Dahl, Bob Davidson, *Hap Day*, Art Duncan, Dave Dunn, Dave Ellett, Jeff Finger, Cody Franson, Greg Hotham, Trevor Johansen, *Red Kelly*, Steve Kraftcheck, Rick Lanz, Gary Leeman, Brad Maxwell, Bob McGill, Mike Pelyk, Robert Picard, Tracy Pratt, Duane Rupp, Dave Shand, Darryl Shannon, D.J. Smith, Harry Watson.

5

*Bill Barilko*, Andy Blair, Garth Boesch, King Clancy, Bill Carson, Bob Davidson, Corbett Denneny, Reg Hamilton, Pep Kelly, Nick Metz, Moe Morris.

6

*Ace Bailey*, Charlie Conacher, Ron Ellis, George Patterson.

7

Max Bentley, *King Clancy*, Terry Clancy, Dan Cox, Garnet Exelby, Kelly Fairchild, Jim Harrison, Jim Herberts, *Tim Horton*, Bingo Kampman, Butch Keeling, Derek King, Bert McCaffrey, Lanny McDonald, Jack McLean, Dave McLlwain, Sergio Momesso, Ken Murray, Frank Nighbour, Jason Podollan, Bud Poile, Joe Primeau, Mike Ridley, Gary Roberts, Doc Rommes, David Sacco, Rocky Saganuik, Jack Shill, Bill Taylor, Greg Terrion, Gilles Thibaudeau, Bill Thoms, Ian White.

8

Mike Allison, Tim Armstrong, Don Ashby, Ace Bailey, Ken Baumgartner, Aki Berg, Gus Bodnar, Buzz Boll, Connor Carrick, Murph Chamberlain, Carlo Colaiacovo, Rich Costello, Hal Cotton, Tie Dorn, Jim Dorey, Gerry Ehman, Alex Faulkner, Ron Ellis, Tim Gleason, Chris Govedaris, Peder Granberg, Todd Hawkins, Mel Hill, George Horne, Greg Hotham, Pierre Jarry, Larry Keenan, Dmitri Khristich, Joe Klukay, Mike Komisarek, Les Kozak, Pete Langelle, John MacMillan, Norm Mann, Willie Marshall, Paul Masnick, Bob McGill, Sean McKenna, Don Metz, Richard Mulhern, Jake Muzzin, Gary Nylund, Fred Perlini, Walt Poddubny, Rob Ramage, Larry Regan, Rocky Saganuik, Brit Selby, Sid Smith, Jack Valiquette, Todd Warriner, Gary Yaremchuk.

9

Stewart Adams, Glenn Anderson, Nik Antropov, Colby Armstrong, Don Ashby, Andy Bathgate, Mark Bell, Lorne Carr, Lex Chisholm, *Charlie Conacher*, Russ Courtnall, Mike Craig, Dick Duff, Stewart Gavin, Alex Gray, Niklas Hagman, Dave Hannan, Josh Holden, Brent Imlach, Busher Jackson, Calle Johansson, Pep Kelly, *Ted Kennedy*, Gerald Lowrey, Dan Maloney, Alexander Suglobov, Norm Ullman.

10

Glenn Anderson, John Anderson, *Syl Apps*, *George Armstrong*, Bill Berg, Vincent Damphousse, George Ferguson, Ron Francis, Aaron Gavey, Roger Jenkins, Butch Keeling, Ted Kennedy, Brad May, Nick Metz, Zdenek Nedved, Eric Pettinger, Joe Primeau, Marian Stastny, Alex Steen, Gary Valk.

11

Nik Antropov, Colin Blackwell, Andy Blair, Fred Boimistruck, Bruce Boudreau, Harold Cotton, Dave Creighton, David Downie, Art Duncan, Philippe Dupuis, Ron Ellis, Gerry Foley, Mike Gartner, Todd Gill, Gaston Gingras, Mark Greig, Inge Hammarstrom, Red Horner, Zach Hyman, Jack Ingsoldby, Busher Jackson, Gerry James, Olli Jokinen, Larry Landon, Guy Larose, Gary Leeman, Al MacNeil, Jay McClement, Walt McKechnie, Howie Moeke, Don Metz, Rudy Migay, Bob Nevin, Owen Nolan, Murray Oliver, Cam Plante, Norman (Bud) Poile, Sweeney Schriner, Brit Selby, Fredrik Sjostrom, Tod Sloan, Bob Solinger, Steve Sullivan, Jiri Tlustý, Guy Trottier, Ron Wilson.

12

Zach Aston-Reese, Ace Bailey, Andy Blair, Serge Boisvert, Laurie Boschman, Bruce Boudreau, Connor Brown, Wayne Carleton, Tim Connolly, Brandon Convery, Gord Drillon, Bill Ezinicki, Frank Finnigan, Tom Fitzgerald, Fern Flaman, Alex Galchenyuk, Jim Harrison, Jeff Jackson, Wes Jarvis, Roger Jenkins, Ross Johnstone, Ted Kennedy, Hec Kilrea, Kris King, Al MacNeil, Patrick Marleau, Gary McAdam, Dale McCourt, Larry Mickey, Mark Osborne, Rob Pearson, Walt Poddubny, Babe Pratt, Mason Raymond, Stephane Robidas, Eddie Rodden, Doug Sheddin, Art Smith, Lorne Stampler, Pete Stempkowski, Lee Stempnick, Ron Stewart, Steve Thomas, Errol Thompson, Dixon Ward.

13

Ken Linseman, *Mats Sundin*, Ken Yaremchuk.

14

Dave Andreychuk, Peter Backor, Steve Backor, George Boothman, Red Carr, Murph Chamberlain, Rob Cimetta, Bobby Copp, Harold Cotton, Brian Cullen, Miroslav Frycer, Bob Gracie, Bob Goldham, Harold Halderon, Ted Hampson, Darby Hendrickson, Jonas Hoglund, Buck Jones, Mike Kaszycki, *Dave Keon*, Craig Laughlin, Gerry Lowrey, Vic Lynn, Gus Marker, John McLellan, Johnny McCreehy, Rudy Migay, Garry Monahan, Jim Morrison, Wilf Paiement, Dave Reid, Rene Robert, Matt Stajan, Dave Tomlinson, Bill Thoms, Stan Weir, Ron Wilson.



# ALL-TIME JERSEY NUMBERS

15

George Armstrong, Jim Benning, Pat Boutette, Wally Boyer, Bill Carson, Les Costello, Marty Dallman, Ken Doraty, Denis Dupere, Mike Foligno, Lou Franceschetti, Dave Gagner, Benny Grant, Jack Hamilton, Billy Harris, Pat Hickey, Flash Hollett, Red Horner, Syd Howe, Mike Hudson, Peter Ihnacak, Art Jackson, Larry Jeffrey, Tommas Kader, Pep Kelly, Alexander Kerfoot, Derek Laxdal, Claude Loiselle, Matthew Lombardi, Paul Marshall, Matt Martin, Bob McGill, Howie Meeker, Don Metz, Nick Metz, Earl Miller, Dmitri Mironov, P.A. Parenteau, Goy Primeau, Paul Ranger, Gary Sabourin, Brit Selby, Tod Sloan, Brian Spencer, Bob Stephenson, Gaye Stewart, Bill Sutherland, Garry Unger, Mike Walton, Brian Wiseman, Ken Yaremchuk.

16

Russ Adam, Syl Apps, Earl Balfour, Jamie Baker, Craig Berube, Lonny Bohonos, Leo Boivin, George Boothman, Nikolai Borschevsky, Greg Britz, Arnie Brown, Connor Brown, Ray Ceresino, Jack Church, Pete Conacher, Rich Costello, Russ Courtnall, Brian Cullen, Harold Darragh, Ernie Dickens, Tim Ecclestone, Bill Ezinicki, Paul Fenton, Benny Grant, Ray Hannigan, Billy Harris, Darby Hendrickson, Red Heron, Pat Hickey, Larry Hillman, Dan Hodgson, Tim Horton, Art Jackson, Gerry James, Wes Jarvis, Jim Jones, Greg Johnston, Mike Kaszycki, Rick Kehoe, Pep Kelly, Gary Leeman, Alex Levinsky, Joakim Lindstrom, Jamie Lundmark, Clarke MacArthur, Blair MacKasey, Fleming Mackell, Mitch Marnier, John McCormack, Nick Metz, Jim Mikol, Dickie Moore, Eric Nesterenko, Frank Nigro, Ed Olczyk, Bert Olmstead, Randy Osburn, George Parsons, Bud Poile, Charlie Sands, Rod Seiling, Sid Smith, Nick Spaling, Wally Stanowski, Gaye Stewart, Bill Thoms, Darcy Tucker, Mike Walton, Bob Warner, Ken Yaremchuk.

17

Murray Armstrong, Bob Bailey, Alain Belanger, Buzz Boll, Bruce Boudreau, Doug Brindley, Jerry Butler, *Wendel Clark*, Brian Conacher, Bob Davidson, Ab Demarco, Dave Downie, Bruce Draper, Dick Duff, Denis Dupere, Gerry Ehman, Paul Evans, Bill Ezinicki, Jack Forsey, Cal Gardner, Stewart Gavin, Bob Goldham, Benny Grant, Jack Hamilton, Gord Hannigan, Duke Harris, Bob Hassard, Red Heron, Paul Higgins, Bronco Horvath, Art Jackson, Harvey Jackson, Jim Jarvis, Bingo Kampman, Rick Kehoe, Joe Klukay, Don McKenney, Nick Metz, Jim Pappin, Jean Paul Parise, Eric Prentice, Fred Robertson, Duane Rupp, Charlie Sands, Rod Seiling, Floyd Smith, Bill Stewart, Blaine Stoughton, Harry Taylor, Rys Thomson.

18

Kenny Agostino, Michael Amadio, Al Arbour, Norm Armstrong, Bob Bailey, Alain Belanger, Jordie Benn, Garth Boesch, Leo Boivin, Carl Brewer, Mike Brown, Brian Conacher, Brian Cullen, Bob Davidson, Harold Druken, Paul Gagne, Paul Gardner, Ernie Godden, Red Heron, Peter Ihnacak, Art Jackson, Andreas Johnson, Bill Juzda, Chad Kilger, Craig Laughlin, Kevin Maguire, Kent Manderville, Bob Manno, Gouy Marker, Gary Marsh, Shep Mayer, Alyn McCauley, Jim McKenney, Jack McLean, Don Metz, Milan Michalek, Windy O'Neill, Richard Panik, Jim Pappin, George Parsons, Scott Pearson, Wayne Presley, Wayne Primeau, David Reid, Ron Sedlbauer, Jack Shill, Ben Smith, Peter White, Jeremy Williams.

19

Doug Baldwin, Bill Barilko, Leo Boivin, Hugh Bolton, Bruce Boudreau, Turk Broda, Jack Church, Ray Corrigan, Barry Cullen, John Cullen, Bill Derlago, Kent Douglas, Jeff Farkas, Tom Fergus, Bill Flett, Jack Hamilton, Paul Henderson, Greg Hubick, Gerry James, Calle Järnkrok, Kenny Jonsson, Dmitri Khristich, Joe Klukay, Joffrey Lupul, Norm Mann, Bucko McDonald, Don Metz, Nick Metz, Fredrik Modin, Dominic Moore, Gus Mortson, Eric Nesterenko, Nic Petan, Tomas Plekanec, Mikael Renberg, Jack Schill, Jason Spezza, Ron Stewart, Alexander Sjuglov, Billy Taylor, Don Webster, John Wilson.

20

Claire Alexander, George Armstrong, Don Ashby, Bob Bailey, Ed Belfour, Mickey Blake, Hugh Bolton, David Booth, Bill Burega, Larry Cahan, Ed Chadwick, Jack Church, Frank Corrado, Frank Dunlap, Jeff Farkas, Frank Finnigan, Hank Goldup, Reg Hamilton, Christian Hanson, Bob Hassard, Tim Horton, Dryden Hunt, Jack Ingoldsby, Ralph Intranuovo, Art Jackson, Mike Johnson, Terry Johnson, Bingo Kampman, Mike Kaszycki, Ted Kennedy, Mark Kirton, Jim Korn, Alexei Kudashov, Paul Lawless, Don Luce, Frank Mathers, Kevin McClelland, John McCormack, John McCreehy, Garry Monahan, Dominic Moore, Ryley Nash, Zdenek Nedved, Mike Pelyk, Bob Pulford, Bobby Reynolds, Nick Ritchie, Joe Sacco, Jack Schill, Al Second, Tod Sloan, Wally Stanowski, David Steckel, Rich Sutter, Jim Thomson, Rick Vaive.

21

Gary Aldcorn, Bob Bailey, Y. Barilko, Bobby Baun, Gus Bodnar, Leo Boivin, Aaron Broten, Terry Clancy, Mariusz Czerkawski, Bob Dawes, Gord Drillon, Mike Eastwood, Jack Howard, Ron Hurst, Pete Langelle, Danny Lewicki, Parker MacDonald, Adam Mair, Norm Mann, Jack Markle, Willie Marshall, Jamal Mayers, Sean McKenna, Rudy Migay, Jim Morrison, Kirk Muller, Mark Osborne, Mike Pelyk, John Pohl, Martin Prochazka, Robert Reichel, Warren Rychel, *Borje Salming*, Darryl Sly, Bob Solinger, Gaye Stewart, Billy Taylor, Harry Taylor, James van Riemsdyk.

22

Doug Acomb, Gary Aldcorn, Earl Balfour, Ken Baumgartner, Francois Beauchemin, Jack Bionda, Charles Blair, Mike Blaisdell, Zach Bogosian, Arnie Brown, Mike Bullard, Lex Chisholm, Brian Conacher, Les Costello, Dave Creighton, Brian Cullen, Boyd Devereaux, Dave Fortier, Jack Hamilton, Reg Hamilton, Gord Hannigan, Larry Hillman, Ron Hurst, Larry Jeffrey, Danny Johnson, Forbes Kennedy, Ken Klee, Igor Korolev, Fleming MacKell, Al MacNeil, Brian Marchinko, Don Marshall, Shep Mayer, Jake McCabe, Rudy Migay, Jim Morrison, Alexei Ponikarovsky, Scott Pearson, Michel Petit, Luke Richardson, Tod Sloan, Sid Smith, Jerred Smithson, Brian Spencer, Cy Thomas, Erol Thompson, Ray Timgren, Rick Vaive, Glen Wesley, Tiger Williams, Nikita Zaitsev.

23

Bob Bailey, Earl Balfour, Hugh Bolton, Greg Britz, Turk Broda, Jeff Brubaker, Randy Carlyle, Dave Creighton, Joe Crozier, Bob Dawes, Travis Dermott, Ernie Dickens, Harold Druken, Slava Duris, Dave Farris, Eric Fehr, John Gibson, Todd Gill, Hank Goldup, Pat Graham, Gord Hannigan, Pat Hannigan, Andre Hinse, Dave Hutchison, Matthew Knies, Brooks Laich, Brett LeBda, Danny Lewicki, Bill MacMillan, Phil Maloney, Shawn Matthias, Ryan O'Byrne, Alexei Ponikarovsky, Noel Price, Pat Quinn, Al Rollins, Phil Samis, Eddie Shack, Zach Sill, Dale Smedsmo, Trevor Smith, Bob Solinger, Ken Strong, Petr Svoboda, Ray Timgren, Jeff Ware.

24

Norman Aubin, Patrik Augusta, Earl Balfour, Gord Bell, Drake Berehowsky, Brian Boyle, John Brenneman, Al Buchanan, Mike Byers, Gary Collins, Dan Daoust, Dick Duff, Slava Duris, Aut Erickson, Jonas Frogren, Brian Glennie, Per Gustafsson, Peter Holland, Brent Imlach, Ed Joyal, Kasper Kapanev, Bill Kendall, John-Michael Liles, John MacMillan, Al MacNeil, Darryl Maglo, Willie Marshall, Bryan McCabe, Jim Morrison, Mike Nykoluk, Tom Pederson, Michel Petit, Joe Sacco, Terry Sawchuk, Darryl Shannon, Don Simmons, Wayne Simmonds, D.J. Smith, Sid Smith, Ron Stewart, Scott Thornton, Randy Wood.



# ALL-TIME JERSEY NUMBERS

25

Greg Andrusak, John Arundel, Earl Balfour, T.J. Brennan, Willy Bossart, Al Buchanan, Jack Caffery, Wayne Carleton, Rich Clune, Bob Dawes, Paul DiPietro, Garry Edmundson, Scott Garland, Hal Gill, Bob Hassard, Jeff Jackson, Ondrej Kase, Alexander Khavanov, Orland Kurtenbach, Tom Kurvers, Ed Litzenberger, Jyrki Lumme, John MacMillan, Phil Maloney, Milan Marcetta, Terry Martin, Gil Mayer, Larry McIntyre, Jim McKenny, Eric Nesterenko, Joe Nieuwendyk, Ben Ondrus, George Parsons, Bud Poile, Marc Reaume, David Reid, Bill Root, Mike Santorelli, Rod Schutt, Jason Smith, Greg Smyth, Bob Solinger, Peter Stelmowski, Mike Stothers, Frank Sullivan, Steve Thomas, Connor Timmins, James van Riemsdyk, Darren Veitch, Leigh Verstraete, Ron Ward, Terry Yake, Gary Yaremchuk, Peter Zedel.

26

Nick Abruzzese, Gary Aldcorn, Bob Baun, Dave Burrows, Jack Capuano, Russ Courtnall, Petter Granberg, Paul Healey, Jamie Heward, Bill Kitchen, Chris Kotsopoulos, Mike Krushelnyski, Rick Ley, Bob Liddington, Par Lindholm, John-Michael Liles, Ilya Lyubushkin, *Frank Mahovlich*, Wally Maxwell, Bob McGill, Basil McRae, Gerry Meehan, Barry Melrose, Lyle Moffat, Craig Muni, Ben Ondrus, Nathan Perrott, Nicholas Shore, Stefan Noesen, Ben Smith, Allan Stanley, Mike Stevens, Nikita Soshnikov, Mike Van Ryn, Darren Veitch, Jimmy Vesey, Kurt Walker, Daniel Winnik, Craig Wolanin, Dmitry Yushkevich, Mike Zigomanis.

27

Shayne Corson, Brian Cullen, Lucien DeBlois, Ken Girard, Miroslav Hnacak, John Kordic, Frank Mahovlich, Bryan Marchment, Chris McRae, Gerry Meehan, Gord Nelson, Mike Nykoluk, Michael Peca, Dave Semenko, *Darryl Sittler*.

28

Joey Anderson, John Anderson, Carl Brewer, Bruce Boudreau, Brad Boyes, Connor Brown, Randy Carlyle, Brian Curran, Tie Domi, Paul Evans, Dave Farris, David Harlock, Benoit Hogue, Val James, Kasperii Kapanen, Sam Lafferty, Derek Laxdal, Kevin Maguire, Paul Marshall, Bill McCreary, Colton Orr, Mike Pelyk, Fred Perlini, Bill Root, Bob Rouse, Darryl Shannon, Greg Smyth, Leigh Verstraete, Blake Wesley, Rod Willard, Gary Yaremchuk.

29

Drake Berehowsky, Jerry D'Amigo, T.J. Brennan, Paul Evans, Martin Gerber, Todd Gill, Ken Hammond, Paul Higgins, Pontus Holmberg, Matt Lashoff, Joey MacDonald, Chris McRae, William Nylander, Mike Palmateer, Fred Perlini, Karel Pilar, Justin Pogge, Felix Potvin, Darryl Shannon, Brad Smith, Bill Thoms, Vincent Tremblay, Rinat Valiev.

30

Jean-Sebastien Aubin, Tom Barrasso, Allan Bester, Antoine Bibeau, Sebastien Centomo, Don Edwards, Bruce Gamble, Paul Harrison, Glenn Healy, Michael Hutchinson, Michel Larocque, Ron Low, Matt Murray, Bernie Parent, Calvin Pickard, Terry Sawchuk, Ben Scrivens, Al Smith, Rick St. Croix, Wayne Thomas, Vince Tremblay, Rick Wamsley, Dunc Wilson, Ken Wreggett.

31

Frederik Andersen, Don Beaupre, Allan Bester, Marcel Cousineau, Jiri Crha, Marv Edwards, Grant Fuhr, Pierre Hamel, Peter Ing, Curtis Joseph, Pavel Kubina, Murray McLachlin, Gord McRae, Bob Parent, Damian Rhodes, Al Smith, Garret Sparks, Ken Wreggett.

32

Greg Britz, Joe Colborne, Mike Eastwood, Alex Foster, Pierre Hamel, Benoit Hogue, Wes Jarvis, Nick Kypreos, Josh Leivo, Daniel Marois, Chris McRae, Craig Muni, Frank Nigro, Fred Perlini, Ken Strong, Mikael Tellqvist, Steve Thomas, Kris Versteeg, Gary Yaremchuk, Ron Zanussi.

33

Mark Arcobello, Reid Bailey, Bates Battaglia, Don Beaupre, Alex Biega, Jeff Brown, Luca Caputi, David Cooper, Tim Erickson, Doug Favell, Frederik Gauthier, Bob Halkidis, Benoit Hogue, Dave Hutchison, Seth Griffith, Al Iafrate, Craig Johnson, Matt Martin, Chris McAllister, Craig Muni, Curt Ridley, David Rittich, Wayne Thomas, Bob Wren.

34

Bryan Berard, Rob Cimetta, Rocky Dundas, Ted Fauss, Flash Hollett, Wes Jarvis, Terry Johnson, Maxim Kondratiev, Jamie Macoum, Auston Matthews, Craig Muni, Fred Perlini, Dave Reid, James Reimer, Jeff Serowik, Darryl Shannon, Leigh Verstraete, Ken Yaremchuk.

35

Normand Aubin, Bruce Boudreau, Marty Dallman, Jhonas Enroth, Jean-Sebastien Giguere, Pat Jablonski, Derek Laxdal, Drew MacIntyre, Marc Magnan, Curtis McElhinney, Petr Mrazek, Jeff Reese, Curt Ridley, Ilya Samsonov, Rod Schutt, Corey Schwab, Vesa Toskala.

36

Brendan Bell, Frank Bialowas, Jack Campbell, Len Esau, Carl Gunnarsson, Scott Harrington, Greg McKegg, Ken McRae, Mike Millar, Jamie Heward, Anton Stralman, Dmitry Yushkevich.

37

Carter Ashton, Casey Bailey, Tim Brent, Jack Campbell, Darby Hendrickson, Kasperii Kapanen, Trevor Kidd, Mark Kolesar, Eric Lacroix, Timothy Liljegren, Don MacLean, Jason Podollan, Doug Shedden, Dave Tomlinson, Ian White.

38

Colin Greening, David Harlock, Brad Leeb, Frazer McLaren, Jay Rosehill, Rasmus Sandin, Chris Snell, Yannick Tremblay.

39

Kelly Chase, Jeff Farkas, Matt Frattin, Simon Gamache, Travis Green, Mike Kennedy, Ladislav Kohn, Greg McKegg, John Mitchell, William Nylander, Alexei Ponikarovsky, Eric Westrum, Clarke Wilm, Ron Zanussi.

40

Troy Bodie, Tie Domi, Kelly Fairchild, Michael Grabner, Ken McRae, Phil Oreskovic, Jussi Rynnäs, Garret Sparks.

41

Jason Allison, Paul Gagne, Eric Lacroix, Nikolai Kulemin, Nikita Soshnikov, Matt Stajan, Dmytro Timashov, Jiri Tlustý, Shayne Toporowski.

42

Keven Adams, Tyler Bozak, David Cooper, Trevor Moore, Tim Stapleton, Kyle Wellwood.

43

Ken Belanger, Kyle Clifford, Nathan Dempsey, Nazem Kadri, Jay Harrison.

44

Brian Bradley, John Craighead, Anders Eriksson, Ryan Hollweg, Brayden Irwin, Staffan Kronwall, John McIntyre, Yanic Perreault Morgan Rielly.

45

Jonathan Bernier, Carlo Colaiacovo, Mark Fraser, Marcel Mueller, Zdenek Nedved, Viktor Stalberg.



# ALL-TIME JERSEY NUMBERS

46	Pontus Aberg, David Broll, Joey Crabb, Mikko Lehtonen, Tobias Lindberg, Ilya Lyubushkin, Ben Ondrus, Roman Polak, Alex Steeves.	63	Dave Bolland, Tyler Ennis.
47	Darryl Boyce, Pierre Engvall, Leo Komarov.	64	David Kampf.
48	Andrew Campbell, Carl Dahlstrom, Ryan Hamilton, Calle Rosen, Jeremy Williams.	65	Ilya Mikheyev.
49	Brendan Leipsic, Scott Sabourin, Dmitri Yakushin.	67	Brandon Kozun, Robert Svehla.
50	Darryl Boyce, Jonas Gustavsson, Erik Kallgren, Kasimir Kaskisuo, Stuart Percy.	71	David Clarkson, Mike Foligno, Nick Foligno.
51	Jake Gardiner, Jeff Hamilton, Rickard Wallin.	72	Travis Boyd, Mathieu Schneider.
52	Noel Acciari, Robbie Earl, Sean Haggerty, Alexander Karpovtsev, Martin Marincin.	73	Kyle Clifford, Pavel Kubina.
53	Sam Carrick, Mike Kostka, John Pohl, Radim Zohorna.	74	Bobby McMann.
54	Frederik Gauthier, Kris Newbury.	77	Adam Brooks, Pavel Kubina.
55	Drake Berehowsky, Jason Blake, Andreas Borgman, Mark Giordano, Korbinian Holzer, Ben Hutton, Viktor Loov, Danny Markov, Larry Murphy, Ric Jackman.	78	TJ Brodie.
56	Spencer Abbott, Andre Deveaux, Byron Froese, Erik Gustafsson, Kristians Rubins, Andy Wozniewski.	80	Nik Antropov.
57	Andrew MacWilliam.	81	Mac Hollowell, Phil Kessel.
58	Michael Bunting.	82	Filip Kral.
59	Keith Aulie, Jamie Devane, Jaime Sifers.	83	Cody Ceci.
60	Joseph Woll.	84	Mikhail Grabovski.
61	Nic Petan.	85	Semyon Der-Arguchintsev.
62	Denis Malgin, Brett Seney.	88	Eric Lindros, William Nylander.
		89	Alexander Mogilny, Nicholas Robertson.
		90	Ryan O'Reilly.

# ALL-TIME JERSEY NUMBERS

91

John Tavares.

92

Jeff O'Neill, Igor Ozhiganov.

93

Doug Gilmour, Alexander Godynuk.

94

Alexander Barabanov, Tyson Barrie, Sergei Berezin, Yanic Perreault, Kirill Semyonov.

96

Phil Housley, Nicolas Aube-Kubel, Egor Korshkov.

97

Joe Thornton.

98

Victor Mete.

99

Wilf Paiement.





34

BRODIE  
78

10

LOUISIANA  
KITCHEN

# THE LAST TIME THE MAPLE LEAFS...



## SHUTOUTS

Earned shutout, home:	Dec. 13, 2022 vs. Anaheim, 7-0 by Ilya Samsonov
Earned shutout, road:	Apr. 1, 2023 at Ottawa, 3-0 by Ilya Samsonov
Shut out, won in shootout:	Never
Shut out, lost in shootout (home):	Mar. 10, 2012 vs. Philadelphia, 0-1 by Jonas Gustavsson
Shut out, lost in shootout (road):	Mar. 5, 2020 at Los Angeles, 0-1 by Frederik Andersen
Shut out, home:	Nov. 20, 2021 vs. Pittsburgh, 0-2 by Tristan Jarry
Shut out, road:	Mar. 5, 2020 at Los Angeles, 0-1 (shootout loss) by Jonathan Quick
Earned shutout, consecutive games (individual):	Nov. 16, 2017 vs. New Jersey, 1-0 by Frederik Andersen & Nov. 18, 2017 at Montreal, 6-0 by Frederik Andersen
Earned shutout, consecutive games (team):	Dec. 6, 2022 at Dallas, 4-0 by Matt Murray, Dec. 8 vs. Los Angeles, 5-0 by Ilya Samsonov
Earned shutout, consecutive games on consecutive days (individual):	Apr. 2, 2004 at Buffalo, 2-0 by Ed Belfour & Apr. 3, 2004 at Ottawa, 6-0 by Ed Belfour
Earned shutout, consecutive games on consecutive days (team):	Jan. 31, 2018 vs. NY Islanders, 5-0 by Frederik Andersen & Feb. 1, 2018 at NY Rangers, 4-0 by Curtis McElhinney
Earned shutout, consecutive home games:	Jan. 23, 2012 vs. NY Islanders, 3-0 by Jonas Gustavsson & Feb. 1, 2012 vs. Pittsburgh, 1-0 by James Reimer
Earned shutout, consecutive road games:	Feb. 27, 2021 at Edmonton, 4-0 by Jack Campbell & Mar. 1, 2021 at Edmonton, 3-0 by Michael Hutchinson
Earned shutout, consecutive games vs. same opponent:	Feb. 27, 2021 at Edmonton, 4-0 by Jack Campbell & Mar. 1, 2021 at Edmonton, 3-0 by Michael Hutchinson
Shut out in consecutive games:	Feb 28, 2015 at Montreal, 0-4 by Carey Price & Mar. 1, 2015 at Washington, 0-4 by Braden Holtby
Shut out in consecutive games on consecutive days:	Mar. 10, 2012 vs. Philadelphia, 0-1 (shootout loss) by Ilya Bryzgalov & Mar. 11, 2012 at Washington, 0-2 by Michal Neuvirth

## GOALS

Scored 10 or more goals, home:	Jan. 8, 1986 vs. Edmonton (W 11-9)
Scored 10 or more goals, road:	Feb. 26, 2022 at Detroit (W 10-7)
Allowed 10 or more goals, home:	Mar. 18, 1989 vs. Winnipeg (L 10-2)
Allowed 10 or more goals, road:	Dec. 26, 1991 at Pittsburgh (L 12-1)
Scored nine goals, home:	Dec. 16, 2006 vs. NY Rangers (W 9-2)
Scored nine goals, road:	see date for ten or more goals scored on road
Allowed nine goals, home:	Nov. 18, 2014 vs. Nashville (L 2-9)
Allowed nine goals, road:	see date for ten or more goals allowed on road
Scored eight goals, home:	Dec. 1, 2021 vs. Colorado (W 8-3)
Scored eight goals, road:	see date for ten or more goals scored on road
Allowed eight goals, home:	Dec. 23, 2008 vs. Dallas (L 2-8)
Allowed eight goals, road:	Apr. 21, 2022 at Tampa Bay (L1-8)
Scored nine unanswered goals:	Jan. 7, 2011 at Atlanta (W 9-3)
Scored eight unanswered goals:	See nine unanswered goals
Scored seven unanswered goals:	See nine unanswered goals
Allowed eight unanswered goals:	Mar. 12, 2012 at Boston (L 0-8)
Allowed seven unanswered goals:	Nov. 8, 2016 at Los Angeles (L 0-7)

# THE LAST TIME THE MAPLE LEAFS...

## SHOTS

Recorded 50 or more shots, game, home:	Apr. 4, 2023 vs. Columbus (50)
Recorded 50 or more shots, game, road:	Mar. 26, 2022 at Montreal (51)
Allowed 50 or more shots, game, home:	Feb. 14, 2018 vs. Columbus (57)
Allowed 50 or more shots, game, road:	Apr. 4, 2015 at Boston (50)

---

## PENALTIES

Penalty free game, Maple Leafs:	Nov. 30, 2022 vs. San Jose
Penalty free game, opponent:	Mar. 3, 2022 at Arizona
Penalty free game, both teams:	Nov. 24, 2018 vs. Philadelphia

---

## PENALTY SHOTS

### SKATERS

Scored on a penalty shot, home:	Oct. 6, 2018 vs. Ottawa (Mitch Marner stopped by Craig Anderson)
Scored on a penalty shot, road:	Jan. 24, 2018 at Chicago (William Nylander against Jeff Glass)
Stopped on a penalty shot, home:	Apr. 2, 2023 vs. Detroit (David Kampf stopped by Alex Nedeljkovic)
Stopped on a penalty shot, road:	Dec. 27, 2022 at St. Louis (TJ Brodie stopped by Jordan Binnington)

### GOALTENDERS

Stopped a penalty shot, home:	Dec. 28, 2019 vs. NY Rangers (Pavel Buchnevich stopped by Frederik Andersen)
Stopped a penalty shot, road:	Jan. 30, 2021 at Edmonton (Tyler Ennis stopped by Frederik Andersen)
Allowed a goal on penalty shot, home:	Nov. 5, 2022 vs. Boston (Brad Marchand against Ilya Samsonov)
Allowed a goal on penalty shot, road:	Feb. 14, 2012 at Calgary (Paul Byron against Jonas Gustavsson)

### HAT TRICKS

Scored a hat trick at home:	Nov. 2, 2022 vs. Philadelphia (John Tavares)
Scored a hat trick on road:	Feb. 21, 2023 at Buffalo (Ryan O'Reilly)
Allowed a hat trick at home:	Apr. 2, 2023 vs. Detroit (Dylan Larkin)
Allowed a hat trick on road:	Feb. 19, 2023 at Chicago (Patrick Kane)

Hat-trick scored by a defenceman:	Oct. 28, 2006 at Montreal (Tomas Kaberle)
Hat-trick allowed by a defenceman:	Dec. 17, 2022 at Washington (Erik Gustafsson)

Scored a 4-goal game at home:	Mar. 25, 2019 vs. Florida (John Tavares)
Scored a 4-goal game on road:	Feb. 26, 2022 at Detroit (Mitch Marner)
Allowed a 4-goal game at home:	Oct. 29, 2005 vs. Ottawa (Dany Heatley)
Allowed a 4-goal game on road:	Jan. 19, 2011 at NY Rangers (Marian Gaborik)

Scored a 5-goal game at home:	Feb. 2, 1977 vs. Detroit (Ian Turnbull)
Scored a 5-goal game on road:	Never
Allowed a 5-goal game at home:	Never
Allowed a 5-goal game on road:	Jan. 6, 1981 at NY Islanders (John Tonelli)

Scored a 6-goal game at home:	*Feb. 11, 1976 vs. Boston (Darryl Sittler)
Scored a 6-goal game on road:	Never
Allowed a 6-goal game at home:	Never
Allowed a 6-goal game on road:	Jan. 10, 1920 at Montreal (Newsy Lalonde)

Scored a hat trick in one period at home:	Nov. 24, 2018 vs. Philadelphia (Andreas Johnsson in the 1st)
Scored a hat trick in one period on road:	Feb. 26, 2022 at Detroit (Mitch Marner in the 2nd)
Allowed a hat trick in one period at home:	Apr. 7, 2007 vs. Montreal (Michael Ryder in the 2nd)
Allowed a hat trick in one period on road:	Oct. 26, 2006 at Ottawa (Dany Heatley in the 2nd)

Recorded a hat trick in consecutive games:	Feb. 28, and Mar. 4, 1994 (Wendel Clark at Ottawa and Detroit)
Recorded 10 points in one game:	Feb. 11, 1976 vs. Boston (Darryl Sittler)





# THE LAST TIME THE MAPLE LEAFS...

Allowed a hat trick in consecutive games:	Oct. 8 & 12, 1996 (Edmonton: Ryan Smyth, Tampa Bay: Chris Gratton)
Two Leafs score a hat trick in one game:	Dec. 18, 1965 vs. NY Rangers (Dave Keon & Bob Pulford)
Two opposition players score hat trick in one game:	Feb. 22, 1990 at Calgary (Dana Murzyn & Joe Mullen)

## MISCELLANEOUS

---

Scored twice into an empty net:	Dec. 20, 2022 vs. Tampa Bay (Engvall, Nylander)
Allowed two empty net goals:	Dec. 29, 2022 at Arizona (McBain, Hayton)
Leafs player scored 3-on-5 shorthanded:	Apr. 6, 2011 at New Jersey (Tyer Bozak)
Opposition scored 3-on-5 shorthanded:	Oct. 11, 2017 vs. New Jersey (Gibbons)
Scored two shorthanded goals in a game:	Mar. 4, 2023 at Vancouver (Petterson, Miller)
Scored two shorthanded goals in a game (player):	Mar. 6, 2000 at Vancouver (Tucker)
Allowed two shorthanded goals in a game:	Mar. 13, 2015 at Calgary (Monahan, Backlund)
Allowed two shorthanded goals in a game (player):	Feb. 27, 2014 at NY Islanders (Grabner)
Allowed three shorthanded goals in a game:	Apr. 3, 2008 vs. Ottawa (Bass, McAmmond, Vermette)
Leafs goaltender credited with a goal:	Never
Opposition goaltender credited with a goal:	Feb. 14, 2004 at Toronto by Mika Noronen, Buffalo Sabres (L 6-4)
Scored three powerplay goals in a game:	Dec. 10, 2022 vs. Calgary (Matthews, Nylander, Marner)
Scored four powerplay goals in a game:	Apr. 8, 2023 vs. Montreal (Marner, Tavares-2, Bunting)
Scored five powerplay goals in a game:	Jan. 7, 2011 at Atlanta (MacArthur-2, Grabovski, Kulemin, Kessel)
Scored six powerplay goals in a game:	Same date as seven powerplay goals scored in a game
Scored seven powerplay goals in a game:	Oct. 14, 2005 at Atlanta (O'Neill-2, Allison, Wellwood, Lindros, Steen, Ponikarovsky)
Scored three powerplay goals in a period:	Feb. 12, 2019 at Colorado (Matthews, Kadri, Kapanen)
Scored four powerplay goals in a period:	Nov. 16, 2010 vs. Nashville (Versteeg-2, Grabovski, Kulemin -2nd Per.)
Scored five powerplay goals in a period:	Oct. 14, 2005 at Atlanta (Wellwood, Lindros, Steen, O'Neill, Ponikarovsky - 3rd per.)
Allowed three powerplay goals in a game:	Apr. 21, 2022 at Tampa Bay (Stamkos, Kucherov, Killorn)
Allowed four powerplay goals in a game:	Feb. 15, 2016 at Chicago (Panarin, Seabrook, Shaw, Teravainen)
Allowed five powerplay goals in a game:	Dec. 29, 2007 vs. NY Rangers (Prucha-2, Jagr, Shanahan, Straka)
Allowed six powerplay goals in a game:	ec. 17, 2005 at Ottawa (Heatley, Redden, Spezza, Alfredsson, Vermette, Kelly)
Allowed three powerplay goals in a period:	Oct. 10, 2015 vs. Ottawa (Chiasson, Michalek, Turris - 2nd)



# ALL-TIME STATS LEADERS

## POINTS

RANK	NAME	SEASONS	POS	GP	G	A	PTS
1.	Mats Sundin	94/95 – 07/08	C	981	420	567	987
2.	Darryl Sittler	70/71 – 81/82	C	844	389	527	916
3.	Dave Keon	60/61 – 74/75	C	1062	365	493	858
4.	Borje Salming	73/74 – 88/89	D	1099	148	620	768
5.	George Armstrong	49/50, 51/52 – 70/71	RW	1188	296	417	713
6.	Ron Ellis	63/64 – 74/75, 77/78 – 80/81	RW	1034	332	308	640
7.	Frank Mahovlich	56/57 – 67/68	LW	720	296	301	597
8.	Bob Pulford	56/57 – 69/70	C	947	251	312	563
9.	Ted Kennedy	42/43 – 54/55, 56/57	C	696	230	330	560
10.	Mitch Marner	17/18 – 22/23	RW	507	168	386	554
11.	Auston Matthews	17/18 – 22/23	C	481	299	243	542
12.	Rick Vaive	79/80 – 86/87	RW	534	299	238	537
13.	Tomas Kaberle	98/99 – 10/11	D	878	83	437	520
14.	Norm Ullman	67/68 – 74/75	C	535	166	305	471
15.	Lanny McDonald	73/74 – 79/80	RW	477	219	240	459
16.	Tim Horton	49/50, 51/52 – 69/70	D	1184	109	349	458
17.	Doug Gilmour	91/92 – 96/97, 02/03	C	393	131	321	452
18.	Wendel Clark	85/86 – 93/94, 95/96 – 97/98, 99/00	LW	608	260	181	441
19.	Syl Apps	36/37 – 42/43, 45/46 – 47/48	C	423	201	231	432
20.	William Nylander	15/16 – 22/23	RW	521	177	253	430
21.	Ian Turnbull	73/74 – 81/82	D	580	112	302	414
	Morgan Rielly	13/14 – 22/23	D	719	73	341	414
23.	Gary Leeman	83/84 – 91/92	RW	545	176	231	407
24.	Phil Kessel	09/10 – 14/15	RW	446	181	213	394
25.	John Anderson	77/78 – 84/85	RW	534	189	204	393
26.	Sid Smith	46/47 – 57/58	LW	601	186	183	369
27.	Ron Stewart	52/53 – 64/65	RW	838	186	182	368
28.	Tyler Bozak	09/10 – 17/18	C	594	136	229	365
29.	Nazem Kadri	09/10 – 18/19	C	561	161	196	357
30.	John Tavares	18/19 – 22/23	C	360	155	199	354
31.	Harvey "Busher" Jackson	29/30 – 38/39	LW	434	186	165	351
	Red Kelly	59/60 – 66/67	C	470	119	232	351
33.	Tod Sloan	47/48 – 48/49, 50/51 – 57/58	C	549	162	184	346
34.	Dick Duff	54/55 – 63/64	LW	582	174	168	342
35.	Bill Derlago	79/80 – 85/86	C	378	158	176	334
36.	Vincent Damphousse	86/87 – 90/91	LW	394	118	211	329
37.	Jim McKenny	65/66 – 77/78	D	594	81	246	327
38.	Charlie Conacher	29/30 – 37/38	RW	326	200	124	324
39.	Darcy Tucker	99/00 – 07/08	RW	531	148	171	319
40.	Paul Henderson	67/68 – 73/74	LW	408	162	156	318
41.	Tom Fergus	85/86 – 91/92	C	357	118	179	297
	Bryan McCabe	00/01 – 07/08	D	523	83	214	297
43.	James van Riemsdyk	12/13 – 17/18	LW	418	154	140	294
44.	Steve Thomas	84/85 – 86/87, 98/99 – 00/01	RW	377	118	173	291
	Nik Antropov	99/00 – 07/08	RW	509	125	166	291
46.	Billy Harris	55/56 – 64/65	C	610	106	181	287
47.	Harry Watson	46/47 – 54/55	LW	500	163	122	285
48.	Todd Gill	84/85 – 95/96	D	639	59	210	269
49.	Miroslav Frycer	81/82 – 87/88	RW	329	115	153	268
50.	Peter Ilnacak	82/83 – 89/90	C	417	102	165	267
	Ed Olczyk	87/88 – 90/91	C	257	116	151	267



# ALL-TIME STATS LEADERS

## POINTS

RANK	NAME	SEASONS	POS	GP	G	A	PTS
52.	Alexei Ponikarovskiy	00/01 - 09/10	LW	477	114	143	257
53.	Max Bentley	47/48 - 52/53	C	354	122	134	256
54.	Bob Davidson	34/35 - 45/46	LW/RW	491	94	160	254
	Mark Osborne	86/87 - 90/91, 91/92 - 93/94	LW	426	94	160	254
56.	Dan Daoust	82/83 - 89/90	C	518	87	166	253
57.	Nick Metz	34/35 - 41/2, 44/45 - 47-48	LW	517	131	119	250
	Al Iafrate	84/85 - 90/91	D	472	81	169	25
59.	Gordie Drillon	36/37 - 41/42	RW	263	127	118	245
	Errol Thompson	70/71, 72/73 - 77/78	LW	365	126	119	245
	Jake Gardiner	11/12 - 18/19	D	551	45	200	245
62.	Joe Primeau	27/28 - 35/36	C	310	66	177	243
63.	Tiger Williams	74/75 - 79/80	LW	407	109	132	241
64.	Allan Stanley	58/59 - 67/68	D	633	47	186	233
65.	Lorne Carr	41/42 - 45/46	RW	236	105	124	229
66.	Jimmy Thomson	46/47 - 56/57	D	717	15	208	223
	Dave Ellett	90/91 - 96/97	D	446	51	172	223
	Matt Stajan	02/03 - 09/10	C	445	87	136	223
69.	Sergei Berezin	96/97 - 00/01	LW	357	126	94	220
70.	Babe Dye	19/20 - 25/26, 30/31	RW	177	175	44	219
	Dave Andreychuk	92/93 - 95/96	LW	223	120	99	219
72.	Russ Courtnall	83/84 - 88/89	RW	309	90	128	218
73.	Mikhail Grabovski	08/09 - 12/13	C	340	91	117	208
74.	Hap Day	24/25 - 36/37	D	543	86	118	204
75.	Wilf Paiement	79/80 - 81-82	RW	187	78	125	203
76.	Tie Domi	89/90, 94/95 - 05/06	RW	777	84	112	196
	Dion Phaneuf	09/10 - 15/16	D	423	45	151	196
78.	Nikolay Kulemin	08/09 - 13/14	LW	421	84	111	195
	Eddie Shack	60/61 - 66/67, 73/74 - 74/75	LW	504	99	96	195
80.	Sweeney Schriner	39/40 - 45/46	LW	244	109	84	193
81.	Ace Bailey	26/27 - 33/34	LW	316	111	81	192
82.	Mike Walton	65/66 - 70/71	C	257	84	107	191
83.	Daniel Marois	87/88 - 91/92	RW	285	106	80	186
84.	Howie Meeker	46/47 - 53/54	RW	346	83	102	185
	Zach Hyman	15/16 - 20/21	LW	345	86	99	185
86.	Jonas Hoglund	99/00 - 02/03	LW	325	78	106	184
87.	Billy Taylor	39/40 - 45/46	C	220	66	117	183
88.	Joffrey Lupul	10/11 - 15/16	LW	280	88	94	182
89.	Reg Noble	17/18 - 24/25	D	160	124	57	181
90.	Jim Benning	81/82 - 86/87	D	364	37	136	173
91.	Joe Klukay	42/43, 46/47 - 51/52	LW	416	76	94	170
92.	Bob Baun	56/57 - 66/67, 70/71 - 72/73	D	739	29	140	169
	Greg Terrion	82/83 - 87/88	LW	427	66	103	169
94.	George Ferguson	72/73 - 77/78	C	359	57	110	167
	Inge Hammarstrom	73/74 - 77/78	LW	292	85	82	167
96.	Alexander Mogilny	01/02 - 03/04	RW	176	65	101	166
97.	Bert Olmstead	58/59 - 61/62	RW	246	56	109	165
98.	Bill Thoms	32/33 - 38/39	C	279	68	93	161
	Babe Pratt	42/43 - 45/46	LW	179	52	109	161
	Igor Korolev	97/98 - 00/01	C	297	60	101	161



# ALL-TIME STATS LEADERS



## GAMES PLAYED BY SKATERS

RANK	NAME	GAMES PLAYED
1.	George Armstrong	1188
2.	Tim Horton	1184
3.	Borje Salming	1099
4.	Dave Keon	1062
5.	Ron Ellis	1034
6.	Mats Sundin	981
7.	Bob Pulford	947
8.	Tomas Kaberle	878
9.	Darryl Sittler	844
10.	Ron Stewart	838
11.	Tie Domi	777
12.	Bob Baun	739
13.	Frank Mahovlich	720
14.	Morgan Rielly	719
15.	Jimmy Thomson	717
16.	Ted Kennedy	696
17.	Todd Gill	639
18.	Allan Stanley	633
19.	Billy Harris	610
20.	Wendel Clark	608
21.	Sid Smith	601
22.	Jim McKenny	594
	Tyler Bozak	594
24.	Dick Duff	582
25.	Ian Turnbull	580
26.	Nazem Kadri	561
27.	Brian Glennie	554
28.	Jake Gardiner	551
29.	Tod Sloan	549
30.	Gary Leeman	545
31.	Hap Day	538
32.	Norm Ullman	535
33.	Rick Vaive	534
	John Anderson	534
	Darcy Tucker	531
36.	Bryan McCabe	523
37.	William Nylander	521
38.	Dan Daoust	518
39.	Nick Metz	517
40.	Nik Antropov	509
41.	Mitch Marner	507
42.	Dmitry Yushkevich	506
43.	Eddie Shack	504
44.	Harry Watson	500
45.	Bob Davidson	491
46.	Red Horner	490
47.	Auston Matthews	481
48.	Lanny McDonald	477
	Alexei Ponikarovsky	477
50.	Carl Brewer	473

## GOALS

RANK	NAME	GOALS
1.	Mats Sundin	420
2.	Darryl Sittler	389
3.	Dave Keon	365
4.	Ron Ellis	332
5.	Auston Matthews	299
	Rick Vaive	299
7.	George Armstrong	296
	Frank Mahovlich	296
9.	Wendel Clark	260
10.	Bob Pulford	251
11.	Ted Kennedy	230
12.	Lanny McDonald	219
13.	Syl Apps	201
14.	Charlie Conacher	200
15.	John Anderson	189
16.	Busher Jackson	186
	Sid Smith	186
	Ron Stewart	186
19.	Phil Kessel	181
20.	William Nylander	177
21.	Gary Leeman	176
22.	Babe Dye	175
23.	Dick Duff	174
24.	Mitch Marner	168
25.	Norm Ullman	166
26.	Harry Watson	163
27.	Tod Sloan	162
	Paul Henderson	162
29.	Nazem Kadri	161
30.	Bill Derlago	158
31.	John Tavares	155
32.	James van Riemsdyk	154
33.	Borje Salming	148
	Darcy Tucker	148
	Tyler Bozak	136
36.	Nick Metz	131
	Doug Gilmour	131
38.	Gordie Drillon	127
39.	Errol Thompson	126
	Sergei Berezin	126
41.	Nik Antropov	125
42.	Reg Noble	124
43.	Max Bentley	122
44.	Dave Andreychuk	120
45.	Red Kelly	119
46.	Tom Fergus	118
	Vincent Damphousse	118
	Steve Thomas	118
49.	Ed Olczyk	116
50.	Miroslav Frycer	115

# ALL-TIME STATS LEADERS



## ASSISTS

RANK	NAME	ASSISTS
1.	Borje Salming	620
2.	Mats Sundin	567
3.	Darryl Sittler	527
4.	Dave Keon	493
5.	Tomas Kaberle	437
6.	George Armstrong	417
7.	Mitch Marner	386
8.	Tim Horton	349
9.	Morgan Rielly	341
10.	Ted Kennedy	330
11.	Doug Gilmour	321
12.	Bob Pulford	312
13.	Ron Ellis	308
14.	Norm Ullman	305
15.	Ian Turnbull	302
16.	Frank Mahovlich	301
17.	William Nylander	253
18.	Jim McKenny	246
19.	Auston Matthews	243
20.	Lanny McDonald	240
21.	Rick Vaive	238
22.	Red Kelly	232
23.	Syl Apps	231
	Gary Leeman	231
25.	Tyler Bozak	229
26.	Bryan McCabe	214
27.	Phil Kessel	213
28.	Vincent Damphousse	211
29.	Todd Gill	210
30.	Jimmy Thomson	208
31.	John Anderson	204
32.	Jake Gardiner	200
33.	John Tavares	199
34.	Nazem Kadri	196
35.	Allan Stanley	186
36.	Tod Sloan	184
37.	Sid Smith	183
38.	Ron Stewart	182
39.	Billy Harris	181
	Wendel Clark	181
41.	Tom Fergus	179
42.	Joe Primeau	177
43.	Bill Derlago	176
44.	Steve Thomas	173
45.	Dave Ellett	172
46.	Darcy Tucker	171
47.	Al Iafrate	169
48.	Dick Duff	168
49.	Dan Daoust	166
	Nik Antropov	166

## PENALTY MINUTES

RANK	NAME	PIM
1.	Tie Domi	2265
2.	Tiger Williams	1670
3.	Wendel Clark	1535
4.	Tim Horton	1389
5.	Borje Salming	1292
6.	Red Horner	1288
7.	Bob Baun	1153
8.	Bob McGill	988
9.	Rick Vaive	940
10.	Todd Gill	922
11.	Carl Brewer	898
12.	Jimmy Thomson	845
13.	Bryan McCabe	785
14.	Frank Mahovlich	780
15.	Darryl Sittler	763
	Wade Belak	763
17.	Darcy Tucker	756
18.	Mats Sundin	748
19.	George Armstrong	726
20.	Gus Mortson	709
21.	Jim Korn	708
22.	Bob Pulford	692
23.	Eddie Shack	672
24.	Tod Sloan	653
25.	Ian Turnbull	651
26.	Colton Orr	637
27.	Brian Glennie	599
28.	Dion Phaneuf	598
29.	Luke Richardson	597
30.	Hap Day	583
31.	Mike Pelyk	566
32.	Mark Osborne	563
33.	Jim Dorey	553
34.	Al Iafrate	546
35.	Dan Daoust	540
36.	Dan Maloney	538
37.	Dick Duff	533
38.	Bill Ezinicki	521
39.	Pat Boutette	520
	Ken Baumgartner	520
41.	Brian Curran	512
42.	Jamie Macoun	506
43.	Ace Bailey	488
44.	Nik Antropov	477
45.	Gary Leeman	463
46.	Rob Pearson	458
47.	Bill Barilko	456
48.	John Kordic	446
49.	Ted Kennedy	432
50.	Wilf Paiment	420
	Barry Melrose	420

# ALL-TIME STATS LEADERS



## POWER PLAY GOALS

RANK	NAME	PPG
1.	Mats Sundin	124
2.	Darryl Sittler	120
3.	Rick Vaive	90
4.	Wendel Clark	79
5.	Auston Matthews	76
6.	Dave Keon	65
7.	George Armstrong	64
8.	Frank Mahovlich	61
	Darcy Tucker	61
10.	Lanny McDonald	59
11.	Ron Ellis	56
12.	Sid Smith	54
13.	Dave Andreychuk	53
14.	Phil Kessel	52
15.	Ted Kennedy	51
	John Tavares	51
	William Nylander	51
18.	John Anderson	50
	Bryan McCabe	50
20.	Nazem Kadri	48
21.	Norm Ullman	47

## GAME-WINNING GOALS

RANK	NAME	GWG
1.	Mats Sundin	79
2.	Dave Keon	63
3.	Frank Mahovlich	55
4.	Auston Matthews	53
5.	Ron Ellis	50
6.	George Armstrong	43
7.	Darryl Sittler	42
8.	Wendel Clark	38
9.	Charlie Conacher	37
10.	Ted Kennedy	35
11.	Ron Stewart	34
12.	Busher Jackson	33
13.	Sid Smith	33
14.	William Nylander	32
15.	Rick Vaive	31
	Phil Kessel	31
17.	Steve Thomas	29
	Darcy Tucker	29
18.	Mitchell Marner	28

## SHORTHANDED GOALS

RANK	NAME	SHG
1.	Dave Keon	31
2.	Bob Pulford	28
3.	Mats Sundin	23
4.	Ron Stewart	15
5.	Russ Courtnall	13
	Dave Reid	13
	Greg Terrion	13
8.	Rick Vaive	11
9.	Rudy Migay	10
	Lanny McDonald	10
11.	Dan Daoust	9
	Mark Osborne	9
13.	George Armstrong	8
	Darryl Sittler	8
	Mitch Marner	8
16.	Dave Andreychuk	7
	Bill Derlago	7
17.	Ron Ellis	7
	Doug Gilmour	7
	Nick Metz	7
	Matt Stajan	7
	Zach Hyman	7

## PLUS-MINUS

RANK	NAME	+/-
1.	Tim Horton	151
2.	Borje Salming	150
3.	Carl Brewer	149
4.	Dave Keon	139
5.	Bob Baun	125
6.	Allan Stanley	122
7.	Auston Matthews	109
8.	George Armstrong	101
9.	Mats Sundin	99
10.	Frank Mahovlich	96
11.	Mitchell Marner	89
12.	Lanny McDonald	88
13.	Paul Henderson	81
14.	Ron Ellis	74
15.	Zach Hyman	72
16.	Brian Glennie	63
	Bryan McCabe	63
18.	Red Kelly	59
19.	Justin Holl	58
20.	Bob Nevin	57
21.	Billy Harris	56
	Alexei Ponikarovsky	56

# ALL-TIME STATS LEADERS

## GAMES PLAYED BY GOALTENDER

RANK	NAME	GAMES PLAYED
1.	Turk Broda	629
2.	Johnny Bower	475
3.	Felix Potvin	369
4.	Mike Palmateer	296
5.	Curtis Joseph	270
6.	Frederik Andersen	268
7.	Harry Lumley	267
8.	John Ross Roach	222
9.	Lorne Chabot	214
10.	Bruce Gamble	210
11.	James Reimer	207
12.	Allan Bester	205
13.	Ken Wregget	200
14.	Ed Chadwick	180
15.	Ed Belfour	170
16.	Jonathan Bernier	151
17.	George Hainsworth	147
18.	Vesa Toskala	145
19.	Al Rollins	112
20.	Jonas Gustavsson	107
21.	Jacques Plante	106
22.	Wayne Thomas	97
23.	Grant Fuhr	95
24.	Andrew Raycroft	91
	Terry Sawchuk	91
26.	Jack Campbell	77
27.	Jeff Reese	76
28.	Doug Favell	74
	Michel Larocque	74
30.	Frank McCool	72
31.	Gord McRae	71
32.	Jiri Crha	69
33.	Bernie Parent	65
	Glenn Healy	65
35.	Tim Bernhardt	61
36.	Peter Ing	59
37.	Don Simmons	58
38.	Paul Harrison	55
39.	Vince Tremblay	54
40.	Dunc Wilson	49
	Rick St. Croix	49
42.	Jean-Sebastien Giguere	48
43.	Damian Rhodes	47
44.	Ilya Samsonov	42
	Ron Low	42
46.	Mikael Tellqvist	40
	Benny Grant	40
48.	Don Edwards	38
49.	Garret Sparks	37
50.	Trevor Kidd	34



# ALL-TIME STATS LEADERS

## WINS

RANK	NAME	WINS
1.	Turk Broda	304
2.	Johnny Bower	219
3.	Felix Potvin	160
4.	Frederik Andersen	149
5.	Curtis Joseph	138
6.	Mike Palmateer	129
7.	Harry Lumley	103
8.	Lorne Chabot	102
9.	John Ross Roach	98
10.	Ed Belfour	93
11.	James Reimer	85
12.	Bruce Gamble	83
13.	George Hainsworth	79
14.	Allan Bester	69
15.	Vesa Toskala	62
16.	Jonathan Bernier	59
17.	Ed Chadwick	57
18.	Al Rollins	56
19.	Ken Wregget	55
20.	Jack Campbell	51
21.	Jacques Plante	48
22.	Terry Sawchuk	42
23.	Jonas Gustavsson	39
	Andrew Raycroft	39
25.	Wayne Thomas	38
	Grant Fuhr	38
27.	Frank McCool	33
28.	Gord McRae	30
29.	Don Simmons	29
30.	Jiri Crha	28
31.	Ilya Samsonov	27
32.	Doug Favell	26
33.	Bernie Parent	24
34.	Glenn Healy	23
35.	Damian Rhodes	20
	Jeff Reese	20
37.	Dunc Wilson	17
	Paul Harrison	17
	Tim Bernhardt	17
	Jean-Sebastien Giguere	17
	Curtis McElhinney	17
42.	Michel Larocque	16
	Peter Ing	16
	Mikael Tellqvist	16
45.	Jake Forbes	15
46.	Matt Murray	14
	Benny Grant	14
	Garret Sparks	14
49.	Paul Bibeault	13
50.	Eddie Johnston	12
	Ron Low	12
	Vince Tremblay	12
	Don Edwards	12
	Corey Schwab	12
	Trevor Kidd	12
	Jean-Sebastien Aubin	12
	Petr Mrazek	12

## SHUTOUTS

RANK	NAME	SHUTOUTS
1.	Turk Broda	61
2.	Harry Lumley	34
3.	Johnny Bower	32
4.	Lorne Chabot	31
5.	George Hainsworth	19
	Bruce Gamble	19
7.	Curtis Joseph	17
	Ed Belfour	17
9.	Mike Palmateer	15
10.	Ed Chadwick	14
11.	John Ross Roach	13
	Frederik Andersen	13
13.	Felix Potvin	12
14.	Al Rollins	11
	James Reimer	11
16.	Jacques Plante	7
	Allan Bester	7
	Jack Campbell	7
19.	Jonathan Bernier	6
20.	Paul Bibeault	5
	Don Simmons	5
	Vesa Toskala	5
	Jonas Gustavsson	5
24.	Ilya Samsonov	4
	Frank McCool	4
	Terry Sawchuk	4
	Curtis McElhinney	4
28.	Bernie Parent	3
	Wayne Thomas	3
	Grant Fuhr	3
	Andrew Raycroft	3
	Michael Hutchinson	3
33.	Ken Wregget	2
	Jeff Reese	2
	Daren Poppa	2
	Glenn Healy	2
	Mikael Tellqvist	2
	Ben Scrivens	2
	Jean-Sebastien Giguere	2
	Benny Grant	2
	Garret Sparks	2





# ALL-TIME STATS LEADERS



## GOALS-AGAINST AVERAGE

(MINIMUM: 2400 MINUTES)

RANK	NAME	GAA
1.	Al Rollins	2.04
2.	Lorne Chabot	2.16
3.	Harry Lumley	2.18
4.	George Hainsworth	2.26
5.	Ilya Samsonov	2.33
6.	Jacques Plante	2.46
7.	Curtis Joseph	2.49
8.	Johnny Bower	2.50
	Jack Campbell	2.50
10.	Ed Belfour	2.51
11.	Turk Broda	2.53
12.	Bernie Parent	2.59
13.	Damian Rhodes	2.64
14.	Don Simmons	2.69
15.	Jean-Sebastien Giguere	2.73
16.	Frederik Andersen	2.77
17.	Jonathan Bernier	2.80
18.	Terry Sawchuk	2.81
	John Ross Roach	2.81
20.	James Reimer	2.84

## MINUTES

RANK	NAME	MIN
1.	Turk Broda	38167
2.	Johnny Bower	27395
3.	Felix Potvin	21461
4.	Mike Palmateer	16847
5.	Harry Lumley	16000
6.	Curtis Joseph	15808
7.	Frederik Andersen	15624
8.	John Ross Roach	13645
9.	Lorne Chabot	13024
10.	Bruce Gamble	11675
11.	James Reimer	11176
12.	Allan Bester	10949
13.	Ken Wregget	10909
14.	Ed Chadwick	10792
15.	Ed Belfour	10079
16.	George Hainsworth	9157
17.	Jonathan Bernier	8407
18.	Vesa Toskala	8287
19.	Al Rollins	6636
20.	Jacques Plante	5998

## SAVE PERCENTAGE

(MINIMUM: 2400 MINUTES, SINCE 1955-56)

RANK	NAME	SV%
1.	Jacques Plante	.925
2.	Johnny Bower	.922
3.	Ilya Samsonov	.919
4.	Jack Campbell	.916
5.	Jonathan Bernier	.915
	Bernie Parent	.915
7.	Bruce Gamble	.914
	Frederik Andersen	.914
	James Reimer	.914
10.	Ed Belfour	.912
	Terry Sawchuk	.912
12.	Curtis Joseph	.910
13.	Damian Rhodes	.908
	Felix Potvin	.908
15.	Jean-Sebastien Giguere	.906
16.	Don Simmons	.904
17.	Ed Chadwick	.902
18.	Jonas Gustavsson	.900
19.	Wayne Thomas	.897
20.	Vesa Toskala	.894

## LOSSES

RANK	NAME	LOSSES
1.	Turk Broda	222
2.	Johnny Bower	157
3.	Felix Potvin	149
4.	Ken Wregget	112
5.	Mike Palmateer	112
6.	John Ross Roach	107
7.	Harry Lumley	106
8.	Curtis Joseph	97
9.	Allan Bester	91
10.	Ed Chadwick	89
11.	Bruce Gamble	84
12.	Lorne Chabot	78
13.	James Reimer	76
14.	Frederik Andersen	74
15.	Jonathan Bernier	68
16.	Ed Belfour	61
17.	Vesa Toskala	54
18.	George Hainsworth	48
19.	Jonas Gustavsson	45
20.	Grant Fuhr	42

# TEAM RECORDS - REGULAR SEASON

## POINTS, SEASON

### Most Points

115 2021-22  
111 2022-23  
105 2017-18

### Fewest Points (minimum 80 games)

48 1984-85  
52 1987-88  
56 1981-82

### Highest Points Percentage

.701 2021-22 (82 games)  
.688 2021 (56 games)  
.679 1950-51 (70 games)  
.677 2022-23 (82 games)

### Highest Points Percentage (minimum 80 games)

.701 2021-22  
.677 2022-23  
.640 2017-18

### Lowest Points Percentage

.278 1918-19 (18 games)  
.300 1984-85 (80 games)  
.325 1987-88 (80 games)

### Lowest Points Percentage (minimum 80 games)

.300 1984-85  
.325 1987-88  
.350 1981-82

### Highest Points Percentage, Home

.909 1917-18 (11 games)  
.875 1922-23 (12 games)  
.854 1933-34 (24 games)

### Highest Points Percentage, Home (minimum 40 games)

.780 2021-22  
.732 2017-18  
.732 2022-23

### Lowest Points Percentage, Home

.275 1984-85  
.400 1981-82  
.413 1980-81

### Highest Points Percentage, Road

.679 1950-51 (70 games)  
.679 2021 (28 games)  
.646 1940-41 (48 games)

### Highest Points Percentage, Road (minimum 40 games)

.640 2017-18  
.628 2003-04  
.622 2021-22  
.622 2022-23

### Lowest Points Percentage, Road

.000 1918-19 (9 games)  
.083 1925-26 (18 games)  
.218 1972-73 (39 games)

### Lowest Points Percentage, Road (minimum 40 games)

.225 1987-88  
.250 1983-84  
.268 2014-15

### Most Points in One Month

25 November, 2022 (11-1-3)  
24 November, 2021 (12-2-0)  
24 April, 2022 (11-2-2)  
22 February, 2018 (10-2-2)

## WINS

### Most Wins

54 2021-22  
50 2022-23  
49 2017-18

### Most Home Wins

31 2021-22  
29 2017-18  
27 2022-23

### Most Road Wins

23 2003-04  
23 2018-19  
23 2021-22

### Most Wins in Regulation

43 1992-93  
42 2022-23  
41 1950-51, 1977-78, 2003-04

### Most Wins in One Month

12 November, 2021 (14 GP)  
11 April, 2022 (15 GP)  
11 November, 2022 (15 GP)  
10 Five times, most recently November, 2018 (14 GP)

### Largest Margin of Victory

13 Mar. 16, 1957 vs. NYR (14-1)  
13 Jan. 2, 1971 vs. DET (13-0)  
11 Nov. 30, 1946 vs. CHI (11-0)  
11 Nov. 25, 1972 vs. CGS (11-0)

## LOSSES

### Most Losses

52 1984-85  
49 1987-88  
48 1985-86

### Most Home Losses

28 1984-85  
21 1980-81  
21 1985-86  
21 1990-91

### Most Road Losses

29 1972-73  
29 1983-84  
29 1987-88

### Fewest Losses (minimum 80 games)

21 2021-22  
21 2022-23  
24 2003-04

### Fewest Home Losses (minimum 40 games)

8 2021-22  
8 2022-23  
10 2017-18

### Fewest Road Losses (minimum 40 games)

10 2003-04  
12 2018-19  
13 2021-22  
13 2022-23

### Largest Margin of Defeat

11 Jan. 18, 1964 vs. BOS (0-11)  
11 Dec. 26, 1991 at PIT (1-12)  
10 Three times, most recently Dec. 20, 1979 at BOS (0-10)

## OVERTIME

### Most Overtime Wins

7 1931-32  
7 1999-00  
7 2002-03  
7 2005-06  
7 2019-20  
7 2022-23

### Most Home Overtime Wins

6 1931-32  
6 2019-20  
5 2022-23  
4 10 times, most recently 2021



# TEAM RECORDS - REGULAR SEASON

## Most Road Overtime Wins

4	1933-34
4	1934-35
4	1999-00
4	2003-04
4	2018-19
4	2021-22

## Most Overtime Losses

10	2009-10
9	2022-23
7	2007-08
7	2016-17

## Most Home Overtime Losses

6	2009-10
5	2015-16
4	2000-01, 2008-09
4	2022-23

## Most Road Overtime Losses

5	1929-30
5	2007-08
5	2022-23

4 Eight times, most recently 2021

\*shootouts not included in overtime results

## SHOOTOUTS

### Most Shootouts

13	2008-09
13	2013-14
12	2015-16

### Most Home Shootouts

8	2008-09
8	2010-11
8	2013-14

### Most Road Shootouts

7	2006-07
6	2014-15
5	Six times, most recently 2016-17

### Most Shootout Wins

9	2013-14
7	2017-18
6	2008-09, 2015-16

### Most Home Shootout Wins

7	2013-14
7	2017-18
3	Seven times, most recently 2021-22

### Most Road Shootout Wins

3	Four times, most recently 2015-16
---	-----------------------------------

### Most Shootout Losses

8	2016-17
7	2005-06
7	2006-07
7	2008-09

### Most Home Shootout Losses

5	2008-09
5	2010-11
4	Five times, most recently 2019-20

### Most Road Shootout Losses

5	2005-06
4	Four times, most recently 2016-17

### Most Shootout Goals Scored

17	2013-14
16	2008-09
14	2006-07

### Highest Shootout Scoring Percentage (minimum four attempts)

48.6	2013-14
45.0	2009-10
37.2	2008-09

## Lowest Shootout Scoring Percentage

11.1	2018-19
12.5	2012-13
16.7	2005-06

## Highest Shootout Save Percentage (minimum four attempts)

.800	2017-18
.750	2021-22
.745	2015-16

## Lowest Shootout Save Percentage

.526	2009-10
.538	2016-17
.548	2008-09

## STREAKS

### Longest Winning Streak

10	Oct. 7 to Oct. 28, 1993
9	Jan. 31 to Feb. 28, 1925
8	Three times, most recently Nov. 22 to Dec. 6, 2003

### Longest Home Winning Streak

13	Jan. 31 to Mar. 24, 2018
9	Nov. 11 to Dec. 26, 1953
9	Mar. 6 to Apr. 7, 2007

### Longest Road Winning Streak

7	Nov. 14 to Dec. 15, 1940
7	Dec. 4, 1960 to Jan. 5, 1961
7	Jan. 29 to Feb. 22, 2003
7	Oct. 27, 2021 to Nov. 28, 2021

### Longest Winning Streak to Begin a Season

10	Oct. 7 to Oct. 28, 1993
8	Nov. 11 to Dec. 1, 1934
6	Oct. 28 to Nov. 11, 1944

### Longest Winning Streak vs. NHL Franchise

12	vs. MTL, Dec. 9, 1939 to Jan. 23, 1941
10	vs. TBL, Mar. 16, 1997 to Apr. 8, 2000
9	Three times, most recently 2001-2003 vs. TBL

### Longest Undefeated Streak

11	Oct. 15 to Nov. 8, 1950 (7W, 4T)
11	Jan. 6 to Feb. 1, 1994 (8W, 3T)
10	Five times, most recently 1993

### Longest Home Undefeated Streak

18	Nov. 28, 1933 to Mar. 10, 1934 (16W, 2T)
18	Oct. 31, 1953 to Jan. 23, 1954 (15W, 3T)
14	Two times, most recently 1970-71

### Longest Road Undefeated Streak

9	Nov. 30, 1947 to Jan. 11, 1948 (4W, 5T)
8	Nov. 22 to Dec. 26, 2003 (7W, 1T)
8	Jan. 18 to Feb. 18, 1951 (5W, 3T)

### Longest Undefeated Streak to Begin a Season

10	Oct. 7 to Oct. 28, 1993 (10W)
8	Nov. 8 to Dec. 1, 1934 (8W)
6	Four times, most recently 1964-65

### Longest Point Streak

16	Nov. 22, 2002 to Jan. 26, 2003 (14W, 1T, 10TL)
15	Nov. 12, 2022 to Dec. 13, 2022 (12W, 30T)
11	Oct. 15 to Nov. 8, 1950 (9W, 2T)
11	Jan. 6 to Feb. 1, 1994 (7W, 4T)

### Longest Home Point Streak

18	Nov. 28, 1933 to Mar. 10, 1934 (15W, 3T)
18	Oct. 31, 1953 to Jan. 23, 1954 (16W, 2T)
14	Dec. 20, 1947 to Feb. 28, 1948 (11W, 3T)
14	Dec. 9, 1970 to Feb. 13, 1971 (12W, 2T)

### Longest Road Point Streak

11	Dec. 3, 2016 to Jan. 25, 2017 (9W, 20TL)
10	Jan. 16 to Mar. 3, 2021 (9W, 10TL)
9	Feb. 25 to Mar. 22, 2008 (8W, 10TL)
9	Nov. 30, 1947 to Jan. 11, 1948 (4W, 5T)
9	Oct. 30, 2022 to Dec. 6, 2022 (7W, 20TL)



# TEAM RECORDS - REGULAR SEASON

## Longest Point Streak to Begin a Season

- 10 Oct. 7 to Oct. 28, 1993 (10W)
- 8 Nov. 8 to Dec. 1, 1934 (8W)
- 6 Four times, most recently 1964-65

## MOST POINTS

### Longest Losing Streak

- 10 Jan. 15 to Feb. 8, 1967
- 9 Oct. 16 to Nov. 6, 1985
- 8 Five times, most recently Mar. 16 to Mar. 29, 2014

### Longest Home Losing Streak

- 7 Nov. 11 to Dec. 5, 1984
- 6 Oct. 12 to Nov. 6, 1985
- 5 Five times, most recently 1990-91

### Longest Road Losing Streak

- 11 Feb. 20 to Apr. 1, 1988
- 10 Four times, most recently 1990-91

### Longest Winless Streak

- 15 Dec. 26, 1987 to Jan. 25, 1988 (11L, 4T)
- 13 Oct. 16 to Nov. 14, 1985 (10L, 3T)
- 11 Two times, most recently 2014-15

### Longest Winless Streak to Begin a Season

- 8 Oct. 1 to Oct. 24, 2009 (7L, 10TL)
- 7 Oct. 4 to Oct. 18, 1990 (6L, 1T)
- 6 Two times, most recently 1982-83

## GOALS

### Most Goals For

- 337 1989-90
- 322 1980-81
- 312 2021-22

### Most Powerplay Goals For

- 107 2005-06
- 98 1992-93
- 88 1993-94

### Most Shorthanded Goals For

- 17 1986-87
- 16 1984-85, 1989-90, 1990-91

### Most Empty Net Goals For

- 16 2021-22
- 15 2019-20
- 14 2018-19

### Highest Goals Per Game Average

- 4.96 1919-20 (24 games)
- 4.91 1917-18 (22 games)
- 4.38 1920-21 (24 games)

### Highest Goals Per Game Average (minimum 70 games)

- 4.21 1989-90
- 4.03 1980-81
- 3.89 1985-86

### Fewest Goals For (minimum 80 games)

- 192 2015-16
- 194 1997-98
- 206 2014-15

### Fewest Goals Against (minimum 80 games)

- 204 2003-04
- 207 2000-01
- 207 2001-02

### Lowest Goals Against Per Game Average (minimum 70 games)

- 1.87 1953-54
- 1.93 1954-55
- 1.97 1905-51

### Most Goals Against

- 387 1983-84
- 386 1985-86
- 380 1981-82

### Most Powerplay Goals Against

- 102 1983-84
- 99 2005-06
- 98 1981-82, 1988-89

### Most Shorthanded Goals Against

- 17 1989-90
- 14 1988-89
- 13 1997-98

### Highest Goals Against Per Game Average

- 4.84 1983-84
- 4.83 1985-86
- 4.75 1981-82

### Most 20-Goal Scorers

- 7 1980-81 (Sittler, Paiement, Vaive, Derlago, Sedlbauer, Martin, Maloney)
- 7 1985-86 (Clark, Vaive, Frycer, Fergus, M. Stastny, Courtnall, Thomas)
- 7 1989-90 (Leeman, Dampousse, Olczyk, Marois, Osborne, Iafrate, Franceschetti)
- 7 2018-19 (Tavares, Matthews, Marner, Hyman, Johnsson, Kapanen, Rielly)

### Most 30-Goal Scorers

- 4 1980-81 (Sittler, Paiement, Vaive, Derlago)
- 4 1989-90 (Leeman, Dampousse, Olczyk, Marois)
- 4 2022-23 (Matthews, Nylander, Tavares, Marner)

### Most 40-Goal Scorers

- 2 1975-76 (Sittler, Thompson)
- 2 1977-78 (Sittler, McDonald)
- 2 1980-81 (Sittler, Paiement)
- 2 1983-84 (Vaive, Derlago)
- 2 1993-94 (Clark, Andreychuk)
- 2 2022-23 (Matthews, Nylander)

## SHOTS (SINCE 1959-60)

### Most Shots On Goal

- 2,835 2021-22
- 2,745 1980-81
- 2,739 1974-75

### Fewest Shots On Goal (minimum 70 games)

- 2,146 1959-60
- 2,153 2002-03
- 2,161 1999-00

### Most Shots on Goal Against

- 2,944 2013-14
- 2,832 1983-84
- 2,821 1996-97

### Fewest Shots on Goal Against

- 2,042 2001-02
- 2,165 2003-04
- 2,247 2000-01

### Most Shots on Goal Per Game

- 34.6 2021-22
- 34.3 1980-81
- 34.2 1974-75

### Fewest Shots on Goal Per Game

- 26.3 2002-03
- 26.4 1999-00
- 27.1 1988-89

### Most Shots on Goal Per Game Against

- 35.9 2013-14
- 35.4 1983-84
- 35.0 1989-90

### Fewest Shots on Goal Per Game Against

- 24.9 2001-02
- 26.4 2003-04
- 27.4 2000-01



# TEAM RECORDS - REGULAR SEASON

## SPECIAL TEAMS

### Highest Powerplay Percentage

27.3 2021-22  
26.0 2022-23  
25.4 1978-79

### Lowest Powerplay Percentage

11.4 1997-98  
14.0 2009-10  
14.4 1998-99

### Highest Penalty Kill Percentage

87.9 2012-13  
86.9 2002-03  
86.6 1997-98

### Lowest Penalty Kill Percentage

72.7 1988-89  
73.0 1981-82  
73.6 1983-84

## PENALTIES

### Most Penalty Minutes

2,419 1989-90  
1,962 1990-91  
1,888 1981-82

### Fewest Penalty Minutes (minimum 70 games)

472 2019-20  
503 2018-19  
570 2017-18

### Most Penalty Minutes Per Game

30:14 1989-90  
24:31 1990-91  
23:36 1981-82

### Fewest Penalty Minutes Per Game

6:08 2018-19  
6:44 2019-20  
6:57 2017-18

## SHUTOUTS

### Most Shutouts

13 1953-54  
12 1928-29  
11 1950-51  
11 2003-04

### Most Times Shutout

13 1926-27  
11 1953-54  
11 1963-64  
11 2010-11

### Longest Shutout Streak

331:42 Nov. 13 to Nov. 25, 1930  
224:46 Nov. 11 to Nov. 19, 1939  
210:49 Oct. 23 to Oct. 30, 1999

### Longest Shutout Streak Against

215:23 Dec. 11 to Dec. 21, 1926  
196:26 Mar. 7 to Mar. 13, 2012  
188:58 Dec. 23 to Dec. 30, 1925

### Longest Non-Shutout Streak (spanning regular seasons)

130 Jan. 14, 1976 to Nov. 11, 1977  
125 Oct. 13, 1985 to Jan. 23, 1987  
100 Dec. 22, 1979 to Jan. 30, 1981



# TEAM RECORDS - REGULAR SEASON (GAME)

## GOALS

### Most Goals For

- 14 Mar. 16, 1957 vs. NYR
- 13 Jan. 2, 1971 vs. DET
- 12 Three times, most recently Dec. 6, 1947 vs. CHI

### Most Powerplay Goals For

- 7 Oct. 14, 2005 at ATL
- 5 10 times, most recently Jan. 7, 2011 at ATL

### Most Shorthanded Goals For

- 3 Dec. 4, 1966 at BOS
- 3 Nov. 16, 1988 vs. PIT
- 2 33 times, most recently Oct. 30, 2013 at CGY

### Most Empty Net Goals For

- 2 12 times, most recently Dec. 20, 2022 vs. TBL

### Most Consecutive Goals

- 13 Jan. 2, 1971 vs. DET
- 11 Nov. 30, 1946 vs. CHI
- 11 Nov. 25, 1972 at CGS

### Most Goals Against

- 14 Mar. 19, 1981 at BUF
- 14 Jan. 10, 1920 at MTL
- 13 Jan. 11, 1919 at MTL

### Most Powerplay Goals Against

- 3 Dec. 14, 1984 at WPG
- 3 Oct. 8, 1988 vs. CHI
- 3 Dec. 19, 2005 vs. NYI

### Most Shorthanded Goals Against

- 3 Oct. 20, 1984 vs. QUE
- 3 Nov. 16, 1988 vs. PIT
- 3 Mar. 3, 2008 vs. OTT

### Most Empty Net Goals Against

- 2 13 times, most recently Dec. 29, 2022 at ARI

### Most Consecutive Goals Against

- 11 Mar. 30, 1944 at MTL
- 11 Jan. 18, 1964 vs. BOS
- 11 Dec. 26, 1991 at PIT

### Most Goals, Both Teams Combined

- 21 Jan. 10, 1920 at MTL (7-14 L)
- 20 Jan. 8, 1986 vs. EDM (11-9 W)
- 19 Dec. 19, 1917 at MWN (9-10 L)

### Most Powerplay Goals, Both Teams Combined

- 9 Oct. 14, 1978 vs. NYI (TOR 5, NYI 4)
- 8 Mar. 13, 1987 at WSH (TOR 1, WSH 8)
- 7 Eight times, most recently Jan. 20, 2007 at PIT (TOR 2, PIT 5)

### Most Shorthanded Goals, Both Teams Combined

- 4 Oct. 20, 1984 at QUE (TOR 1, QUE 3)
- 4 Feb. 19, 1986 at EDM (TOR 2, EDM 2)
- 3 Seven times, most recently Mar. 3, 2008 vs. OTT (TOR 0, OTT 3)

## FASTEST GOALS

### Fastest Maple Leaf Goal, Start of Game

- 0:07 Feb. 6, 1932 vs. BOS Charlie Conacher
- 0:07 Jan. 3, 2019 vs. MIN Mitch Marner
- 0:08 Oct. 24, 1953 vs. BOS Ted Kennedy

### Fastest Opponent Goal, Start of Game

- 0:05 Dec. 21, 1991 vs. BUF Alex Mogilny
- 0:09 Mar. 16, 1966 vs. MTL Bobby Rousseau
- 0:09 Dec. 6, 1970 at CHI Bobby Hull
- 0:09 Mar. 5, 1998 vs. WPG Dale Hawerchuk

### Fastest Maple Leaf Goal, Start of Regulation Period

- 0:04 Mar. 28, 2014 at PHI (2nd) James van Riemsdyk
- 0:06 Jan. 7, 1961 vs. BOS (2nd) Frank Mahovlich
- 0:07 Five times, most recently Jan. 3, 2019 vs. MIN, Mitch Marner

### Fastest Opponent Goal, Start of Regulation Period

- 0:05 Dec. 21, 1991 vs. BUF Alex Mogilny
- 0:05 Jan. 29, 2015 vs. ARI (3rd) Oliver Ekman-Larsson
- 0:07 Oct. 26, 2019 at MTL Joel Armia

### Fastest Maple Leafs Goal, Overtime

- 0:06 Dec. 30, 1995 at STL Mats Sundin
- 0:06 Jan. 24, 2018 at CHI William Nylander (PS)
- 0:12 Nov. 1, 2016 vs. EDM Nazem Kadri

### Fastest Opponent Goal, Overtime

- 0:09 Feb. 10, 1940 vs. NYR Hank Goldup
- 0:12 Oct. 25, 2001 at BOS Joe Thornton
- 0:18 Nov. 29, 2000 vs. STL Jochen Hecht
- 0:18 Jan. 18, 2018 at PHI Sean Couturier

### Fastest Two Goals, Maple Leafs

- 0:04 Dec. 29, 1998 at QUE Charlie Conacher 2:25 (3), Busher Jackson 2:30 (3)
- 0:05 Feb. 11, 1961 vs. BOS Bob Nevin 11:09 (1), Frank Mahovlich 11:14 (1), Miroslav Fycer 11:18 (1), Greg Terrion 11:23 (1)
- 0:05 Jan. 23, 1987 at WPG

### Fastest Two Goals, Opponent

- 0:05 Feb. 15, 1919 at MTL Jack McDonald 12:45 (3), Joe Malone 12:50 (3)
- 0:05 Feb. 23, 1928 vs. MMR Merlyn Phillips 10:00 (2), Russell Oatman 10:05 (2)
- 0:05 Jan. 4, 1938 at BOS Ray Getliffe 5:20 (1), Leroy Goldsworthy 5:25 (1)

### Fastest Two Goals, Both Teams Combined

- 0:04 Dec. 29, 1988 at QUE Eddie Olczyk, TOR 05:24 (3), Gary Leeman, TOR 5:28 (3)
- 0:04 Dec. 12, 1940 vs. MTL Charlie Sands, MTL 8:17 (2), Sweeney Schriener, TOR 8:21 (2)
- 0:05 Eight times, most recently Jan. 2, 2016 vs. STL (Tarasenko, STL 8:28 (2), van Riemsdyk, TOR 8:33 (2))

### Fastest Three Goals, Maple Leafs

- 0:30 Jan. 21, 1919 vs. MTL Rusty Crawford 0:30 (3), Alf Skinner 0:50 (3), Ken Randall 1:00 (3)
- 0:33 Nov. 28, 1936 vs. MTL Nick Metz 11:11 (3), Jimmy Fowler 11:31 (3), Syl Apps 11:44 (3)
- 0:40 Dec. 22, 1923 vs. HAM Bert Corbeau 8:30 (3), Lloyd Andrews 9:00 (3), Amos Arbour 9:10 (3)

### Fastest Three Goals, Opponent

- 0:27 Nov. 15, 1944 vs. DET Harold Jackson 11:48 (3), Steve Wojciechowski 12:02 (3), Don Grosso 12:15 (3)
- 0:30 Nov. 16, 1929 vs. BOS Dit Clapper 14:15 (1), Dutch Gainer 14:25 (1), Dutch Gainer 14:45 (1), Denis Savard 17:12 (2), Steve Larmer 17:27 (2), Denis Savard 17:42 (2)
- 0:30 Oct. 15, 1983 vs. CHI

### Fastest Three Goals, Both Teams Combined

- 0:20 Jan. 29, 1921 at MTL Louis Berinquette, MTL 13:30 (2), Babe Dye, TSP 13:40 (2), Didier Pitre, MTL 13:50 (2)
- 0:21 Dec. 22, 2015 at ARI James van Riemsdyk, TOR 15:09 (1), Shane Doan, ARI 15:16 (1), Shane Doan, ARI 15:30 (1), Bert Corbeau, HAM 00:17 (2), Bert Corbeau, HAM 00:30 (2), Babe Dye, TSP 00:40 (2)
- 0:23 Dec. 27, 1922 at HAM

### Fastest Four Goals, Maple Leafs

- 1:25 Mar. 26, 2002 vs. TBL Robert Reichel 5:10 (3), Mats Sundin 5:53 (3), Tie Domi 6:09 (3), Tie Domi 6:35 (3)



# TEAM RECORDS - REGULAR SEASON (GAME)

- 1:40 Jan. 21, 1919 vs. MTL  
 Jack Adams 19:20 (2),  
 Rusty Crawford 0:30 (3),  
 Alf Skinner 0:50 (3),  
 Ken Randall 1:00 (3)
- 2:27 Jan. 2, 1971 vs. DET  
 Paul Henderson 15:38 (3),  
 Norm Ullman 16:48 (3),  
 Brian Spencer 17:16 (3),  
 Jim Harrison 18:05 (3)

## Fastest Four Goals, Opponent

- 1:55 Feb. 15, 1919 at MTL  
 Jack McDonald 12:45 (3),  
 Joe Malone 12:50 (3),  
 Joe Malone 13:50 (3), Joe  
 Malone 14:40 (3)
- 1:56 Mar. 13, 1987 at WSH  
 Garry Galley 17:14 (3),  
 David Jensen 17:52 (3),  
 David Jensen 18:24 (3),  
 Ed Kastelic 13:49 (3)
- 2:08 Feb. 19, 1985 vs. EDM  
 Wayne Gretzky 14:23 (2),  
 Jari Kurri 14:41 (2),  
 Jari Kurri 15:10 (2),  
 Mark Napier 16:31 (2)

## Fastest Four Goals, Both Teams Combined

- 0:53 Oct. 15, 1983 vs. CHI  
 Gaston Gingras, TOR 16:49 (2),  
 Denis Savard, CHI 17:12 (2),  
 Steve Larmer, CHI 17:27 (2),  
 Denis Savard, CHI 17:42 (2)
- 1:01 Oct. 15, 1983 vs. CHI  
 Denis Savard, CHI 17:12 (2),  
 Steve Larmer, CHI 17:27 (2),  
 Denis Savard, CHI 17:42 (2),  
 John Anderson, TOR 18:13 (2)
- 1:05 Mar. 16, 1966 vs. MTL  
 Jean Beliveau, MTL 05:00 (2),  
 Dave Keon, TOR 05:21 (2),  
 Jean Beliveau, MTL 05:43 (2),  
 Ralph Backstrom, MTL 06:05 (2)

## Fastest Five Goals, Maple Leafs

- 3:00 Jan. 21, 1919 vs. MTL  
 Jack Adams 18:00 (2),  
 Jack Adams 19:20 (2),  
 Rusty Crawford 0:30 (3),  
 Alf Skinner 0:50 (3),  
 Ken Randall 1:00 (3)
- 4:18 Feb. 13, 1971 vs. LAK  
 Ron Ellis 5:59 (2),  
 George Armstrong 6:39 (2),  
 Billy MacMillan 7:27 (2),  
 Paul Henderson 8:50 (2),  
 Cuy Trottier 10:17 (2)
- 4:45 Jan. 12, 1946 vs. DET  
 Billy Taylor 5:48 (1),  
 Gaye Stewart 7:13 (1),  
 Syl Apps 7:46 (1),  
 Jack Hamilton 9:22 (1),  
 Billy Taylor 10:33 (1)

## Fastest Five Goals, Opponent

- 3:03 Mar. 13, 1987 at WSH  
 Mike Gartner 16:07 (3),  
 Garry Galley 17:14 (3),  
 David Jensen 17:52 (3),  
 David Jensen 18:24 (3),  
 Ed Kastelic 13:49 (3)
- 4:22 Feb. 19, 1985 vs. EDM  
 Jari Kurri 12:09 (2),  
 Mark Napier 16:31 (2)
- 4:25 Feb. 19, 1985 vs. EDM  
 Wayne Gretzky 14:23 (2),  
 Jari Kurri 14:41 (2),  
 Jari Kurri 15:10 (2),  
 Mark Napier 16:31 (2),  
 Glenn Andersen 18:58 (2)

## Fastest Five Goals, Both Teams Combined

- 1:24 Oct. 15, 1983 vs. CHI  
 Gaston Gingras, TOR 16:49 (2),  
 Denis Savard, CHI 17:12 (2),  
 Steve Larmer, CHI 17:27 (2),  
 Denis Savard, CHI 17:42 (2),  
 John Anderson, TOR 18:13 (2)

- 1:39 Nov. 15, 1944 vs. DET  
 Ted Kennedy, TOR 10:36 (3),  
 Ted Kennedy, TOR 10:55 (3),  
 Harold Jackson, DET 11:48 (3),  
 Steve Wojciechowski,  
 DET 12:02 (3),  
 Don Grosso, DET 12:15 (3)
- 2:11 Jan. 4, 1981 at CGY  
 Ian Turnbull, TOR 14:37 (3),  
 William McCreary, TOR 14:56 (3),  
 Don Lever, CGY 15:08 (3),  
 Bob MacMillan, CGY 15:53 (3),  
 Laurie Boschman, TOR 16:48 (3)

## Fastest Six Goals, Maple Leafs

- 5:55 Feb. 18, 1920 at MTL  
 Ken Randall 9:30 (2),  
 Cully Wilson 9:50 (2),  
 Cully Wilson 10:40 (2),  
 Goldie Prodgers 12:00 (2),  
 Goldie Prodgers 14:15 (2),  
 Mickey Roach 15:25 (2)
- 6:00 Jan. 21, 1919 vs. MTL  
 Harry Meeking 15:00 (2),  
 Jack Adams 18:00 (2),  
 Jack Adams 19:20 (2),  
 Rusty Crawford 0:30 (3),  
 Alf Skinner 0:50 (3),  
 Ken Randall 1:00 (3)
- 7:16 Jan. 12, 1946 vs. DET  
 Gus Bodnar 3:17 (1),  
 Billy Taylor Sr. 5:48 (1),  
 Gaye Stewart 7:13 (1),  
 Syl Apps 7:46 (1),  
 Jack Hamilton 9:22 (1),  
 Billy Taylor Sr. 10:33 (1)

## Fastest Six Goals, Opponent

- 6:31 Feb. 19, 1985 vs. EDM  
 Glenn Anderson 10:00 (2),  
 Jari Kurri 12:09 (2),  
 Wayne Gretzky 14:23 (2),  
 Jari Kurri 14:41 (2),  
 Jari Kurri 15:10 (2),  
 Mark Napier 16:31 (2)
- 6:49 Feb. 19, 1985 vs. EDM  
 Jari Kurri 12:09 (2),  
 Wayne Gretzky 14:23 (2),  
 Jari Kurri 14:41 (2),  
 Jari Kurri 15:10 (2),  
 Mark Napier 16:31 (2),  
 Glenn Anderson 18:58 (2)
- 7:09 Feb. 21, 1991 at PIT  
 Mark Recchi 10:17 (2),  
 Randy Hillier 10:48 (2),  
 Bob Errey 12:02 (2),  
 Mario Lemieux 12:38 (2),  
 Troy Loney 16:21 (2),  
 Scott Young 17:26 (2)

## Fastest Six Goals, Both Teams Combined

- 3:15 Jan. 4, 1944 at MTL  
 Maurice Richard, MTL 14:10 (1),  
 Don Webster, TOR 15:13 (1),  
 Fern Majeau, MTL 15:41 (1),  
 Phil Watson, MTL 15:52 (1),  
 Lorne Carr, TOR 16:55 (1),  
 Butch Bouchard, MTL 17:25 (1)
- 3:23 Mar. 19, 1938 at NYA  
 Bob Davidson, TOR 12:30 (3),  
 Neils Stewart, NYA 13:06 (3),  
 Hooley Smith, NYA 14:03 (3),  
 Murph Chamberlain, TOR 14:15 (3),  
 John Sorrell, NYA 15:20 (3),  
 Buzz Boll, TOR 15:53 (3)
- 3:31 Jan. 4, 1981 at CGY  
 Ian Turnbull, TOR 14:37 (3),  
 William McCreary, TOR 14:56 (3),  
 Don Lever, CGY - 15:08 (3),  
 Bob MacMillan, CGY - 15:53 (3),  
 Laurie Boschman, TOR - 16:48 (3),  
 Willi Plett, CGY - 18:08 (3)



# TEAM RECORDS - REGULAR SEASON (GAME)



## Fastest Two Powerplay Goals,

### Maple Leafs (since 1933-34)

0:06	Feb. 9, 1952 vs. MTL	Howie Meeker 10:14 (2), Howie Meeker 10:20 (2)
0:08	Oct. 19, 2016 at WPG	William Nylander 6:47 (2), Nazem Kadri 6:55 (2)
0:08	Feb. 3, 1934 vs. SEN	Busher Jackson 17:08 (3), Busher Jackson 17:16 (3)

## Fastest Two Powerplay Goals, Opponent (since 1933-34)

0:08	Oct. 8, 2011 vs. OTT	Jason Spezza 15:36 (3), Daniel Alfredsson 15:44 (3)
0:11	Jan. 3, 1943 at MTL	Toe Blake 18:43 (2), Joe Benoit 18:54 (2)
0:12	Feb. 12, 1935 at BOS	Max Kaminsky 8:11 (OT), Dit Clapper 8:23 (OT)

## SHOTS ON GOAL (SINCE 1959-60)

### Most Shots on Goal For

61	Dec. 25, 1976 vs. DET
61	Nov. 23, 2009 vs. NYI (OT)
58	Nov. 19, 1969 vs. LAK
58	Oct. 28, 1995 vs. LAK (OT)

### Most Shots on Goal Against

65	Mar. 15, 1984 at HFD
64	Mar. 25, 1980 at MNS
59	Apr. 4, 1982 at PHI

### Most Shots, Both Teams Combined

104	Dec. 18, 1976 vs. CLR (TOR 51, CLR 53)
98	Apr. 6, 2019 at MTL (TOR 49, MTL 49)
93	Nov. 19, 1969 vs. LAK (TOR 58, LAK 35)
93	Feb. 7, 1973 vs. CGS (TOR 54, CGS 39)

### Fewest Shots on Goal For

9	Mar. 4, 1999 at STL
12	Nov. 24, 1993 at CGY
12	Feb. 5, 1998 at OTT
12	Nov. 24, 2001 vs. BOS

### Fewest Shots on Goal Against

10	Jan. 5, 2002 vs. OTT
10	Oct. 28, 2014 vs. BUF
13	Mar. 9, 1975 at WSH
13	Dec. 16, 2006 vs. NYR

### Fewest Shots, Both Teams Combined

32	Jan. 5, 2002 vs. OTT (TOR 22, OTT 10)
33	Jan. 24, 1985 at NYI (TOR 13, NYI 20)
36	Nov. 24, 1992 vs. TBL (TOR 18, TBL 18)

## PENALTIES

### Most Penalty Minutes, Maple Leafs

154	Nov. 15, 1986 vs. DET
146	Mar. 2, 1990 at DET
136	Jan. 13, 1986 vs. DET

### Most Penalty Minutes, Opponent

160	Jan. 13, 1986 vs. DET
146	Nov. 15, 1986 vs. DET
126	Mar. 2, 1990 at DET

### Most Penalty Minutes, Both Teams Combined

300	Nov. 15, 1986 vs. DET
296	Jan. 13, 1986 vs. DET
272	Mar. 2, 1990 at DET

### Most Penalties, Maple Leafs

36	Mar. 2, 1990 at DET
32	Nov. 15, 1986 vs. DET
29	Jan. 13, 1986 vs. DET

### Most Penalties, Opponent

33	Jan. 13, 1986 vs. DET
30	Nov. 15, 1986 vs. DET
30	Mar. 2, 1990 at DET

### Most Penalties, Both Teams Combined

66	Mar. 2, 1990 at DET
62	Jan. 13, 1986 vs. DET
62	Nov. 15, 1986 vs. DET

## SHOOTOUT

### Most Rounds

11	Nov. 2, 2019 at PHI (4-3 W)
10	Mar. 16, 2013 vs. WPG (4-5 L)
9	Mar. 18, 2023 at OTT (5-4 W)
7	Three times, most recently Feb. 7, 2018 vs. NSH (3-2 W)



# TEAM RECORDS - REGULAR SEASON (PERIOD)

## GOALS

### Most Goals For

- 7 Feb. 13, 1960 vs. DET (3rd)
- 7 Jan. 2, 1971 vs. DET (3rd)
- 6 19 times, most recently Jan. 7, 2011 at ATL (2nd)

### Most Powerplay Goals For

- 5 Oct. 14, 2005 at ATL (3rd)
- 4 Nov. 16, 2010 vs. NSH (2)
- 3 28 times, most recently Feb. 12, 2019 at COL

### Most Shorthanded Goals For

- 3 Nov. 28, 1936 vs. MTL (3rd)
- 2 12 times, most recently Dec. 19, 2005 vs. NYR (2nd)

### Most Goals Against

- 9 Mar. 19, 1981 at BUF (2nd)
- 8 Mar. 16, 1969 at BOS (2nd)
- 7 Nine times, most recently Oct. 21, 1987 vs. MTL (2nd)

### Most Powerplay Goals Against

- 6 Mar. 13, 1987 at WSH (3rd)
- 4 Mar. 5, 1947 at BOS (1st)
- 4 Nov. 21, 1987 vs. LAK (1st)
- 4 Jan. 10, 1991 at CHI (2nd)

### Most Shorthanded Goals Against

- 2 20 times, most recently Mar. 4, 2023 at VAN (3rd)

### Most Goals, Both Teams Combined

- 12 Mar. 19, 1981 at BUF (TOR 3, BUF 9, 2nd)
- 10 Mar. 17, 1946 at DET (DET 6, DET 4, 3rd)
- 9 18 times, most recently Feb. 25, 2001 at CHI (TOR 4, CHI 5, 3rd)

### Most Powerplay Goals, Both Teams Combined

- 6 Mar. 13, 1987 at WSH (TOR 0, WSH 6, 3rd)
- 5 Four times, most recently Oct. 14, 2005 at ATL (TOR 5, ATL 0, 3rd)

### Most Shorthanded Goals, Both Teams Combined

- 3 Nov. 28, 1936 vs. MTL (TOR 3, MTL 0, 3rd)
- 3 Jan. 24, 1976 at VAN (TOR 1, VAN 2, 2nd)
- 3 Jan. 9, 1985 vs. BOS (TOR 1, BOS 2, 1st)

## SHOTS ON GOAL (SINCE 1967-68)

### Most Shots on Goal For

- 30 Feb. 25, 1976 vs. DET (1st)
- 29 Feb. 7, 1973 vs. CGS (3rd)
- 29 Mar. 13, 2019 vs. CHI (29)

### Most Shots on Goal Against

- 32 Mar. 15, 1984 at HFD (2nd)
- 29 Mar. 25, 1980 at MNS (1st)
- 29 Nov. 21, 2018 at CAR (1st)

### Most Shots on Goal, Both Teams Combined

- 46 Dec. 18, 1976 vs. COL (TOR 21, COL 25, 3rd)
- 41 Feb. 7, 1973 vs. CGS (TOR 29, CGS 12, 3rd)
- 41 Mar 13, 2019 vs. CHI (TOR 29, CHI 12, 3rd)

### Fewest Shots on Goal For

- 0 Apr. 3, 2000 at BUF (2nd)
- 0 Nov. 27, 2013 at PIT (3rd)
- 0 Jan. 6, 2017 at NJD (3rd)

### Fewest Shots on Goal Against

- 0 Oct. 21, 2008 vs. ANA (3rd)
- 1 12 times, most recently April 8, 2023 vs. MTL (1st)

### Fewest Shots on Goal, Both Teams Combined

- 5 Jan. 16, 2004 at PHI (3rd)
- 6 Mar. 27, 1999 vs. BOS (2nd)
- 6 Oct. 18, 2003 at MTL (3rd)

## PENALTIES

### Most Penalty Minutes, Maple Leafs

- 108 Jan. 13, 1986 vs. DET (3rd)
- 97 Nov. 15, 1986 vs. DET (3rd)
- 88 Dec. 9, 1953 vs. MTL (3rd)

### Most Penalty Minutes, Opponent

- 134 Jan. 13, 1986 vs. DET (3rd)
- 96 Dec. 9, 1953 vs. MTL (3rd)
- 95 Dec. 23, 1989 vs. CHI (1st)

### Most Penalty Minutes, Both Teams Combined

- 242 Jan. 13, 1986 vs. DET (3rd)
- 184 Dec. 9, 1953 vs. MTL (3rd)
- 182 Nov. 15, 1986 vs. DET (3rd)

### Most Penalties, Maple Leafs

- 18 Jan. 13, 1986 vs. DET (3rd)
- 18 Mar. 2, 1990 at DET (1st)
- 16 Three times, most recently Jan. 1, 1994 vs. LAK (3rd)

### Most Penalties, Opponent

- 23 Jan. 13, 1986 vs. DET (3rd)
- 21 Dec. 23, 1989 vs. CHI (1st)
- 18 Jan. 1, 1994 vs. LAK (3rd)

### Most Penalties, Both Teams Combined

- 41 Jan. 13, 1986 vs. DET (3rd)
- 37 Dec. 23, 1989 vs. CHI (1st)
- 34 Mar. 2, 1990 at DET (1st)



# PLAYER RECORDS (CAREER)

## GAMES PLAYED

### Seasons as a Maple Leaf

21	George Armstrong	1951-52 to 1970-71
20	Tim Horton	1951-52 to 1969-70
16	Ron Ellis	1963-64 to 1980-81
16	Borje Salming	1973-74 to 1988-89

### Games Played, Skater

1,188	George Armstrong
1,184	Tim Horton
1,099	Borje Salming

### Games Played, Goaltender

629	Turk Broda
475	Johnny Bower
369	Felix Potvin

### Longest Consecutive Games Streak

486	Tim Horton	Feb. 11, 1961 to Feb. 4, 1968
446	Phil Kessel	Nov. 3, 2009 to Apr. 11, 2015
405	Sid Smith	Dec. 21, 1949 to Nov. 11, 1955

## POINTS

### Most Points

987	Mats Sundin
916	Darryl Sittler
858	Dave Keon

### Most Points, Defenceman

768	Borje Salming
520	Tomas Kaberle
458	Tim Horton

### Most Powerplay Points

333	Mats Sundin
301	Borje Salming
263	Tomas Kaberle

### Most Powerplay Points, Defenceman

301	Borje Salming
263	Tomas Kaberle
169	Bryan McCabe

### Most Shorthanded Points

45	Dave Keon
40	Mats Sundin
36	Bob Pulford

### Most Shorthanded Points, Defenceman

19	Tim Horton
16	Borje Salming
12	Allan Stanley
12	Al Iafrate

### Most 80-Point Seasons

8	Darryl Sittler
4	Lanny McDonald
4	Mats Sundin

### Most 90-Point Seasons

5	Darryl Sittler
3	Mitch Marner
2	Lanny McDonald
2	Doug Gilmour

### Most 100-Point Seasons

2	Darryl Sittler
2	Doug Gilmour

## GOALS

### Most Goals

420	Mats Sundin
389	Darryl Sittler
365	Dave Keon

### Most Goals, Defenceman

148	Borje Salming
112	Ian Turnbull
109	Tim Horton

### Most Powerplay Goals

124	Mats Sundin
120	Darryl Sittler
90	Rick Vaive

### Most Powerplay Goals, Defenceman

50	Bryan McCabe
45	Borje Salming
32	Ian Turnbull

### Most Shorthanded Goals

31	Dave Keon
28	Bob Pulford
23	Mats Sundin

### Most Overtime Goals

14	Mats Sundin
9	Auston Matthews
9	William Nylander

### Most Game-Winning Goals

79	Mats Sundin
63	Dave Keon
55	Frank Mahovlich

### Most Empty Net Goals

14	Mitch Marner
14	Zach Hyman
12	Dave Keon

### Most Hat Tricks

18	Darryl Sittler
16	Babe Dye
14	Charlie Conacher

### Most Shootout Goals

19	Tyler Bozak
11	Auston Matthews
11	Joffrey Lupul

### Most Game-Deciding Shootout Goals

8	Joffrey Lupul
7	Tyler Bozak
4	Four players tied

### Most 20+ Goal Seasons

13	Mats Sundin
11	Dave Keon
11	Ron Ellis

### Most 30+ Goal Seasons

10	Mats Sundin
8	Darryl Sittler
7	Auston Matthews
7	Rick Vaive

### Most 40+ Goal Seasons

5	Auston Matthews
4	Darryl Sittler
3	Rick Vaive
3	Lanny McDonald

### Most 50+ Goal Seasons

3	Rick Vaive
1	Gary Leeman
1	Dave Andreychuk
1	Auston Matthews

## ASSISTS

### Most Assists

620	Borje Salming
567	Mats Sundin
527	Darryl Sittler

### Most Assists, Defenceman

620	Borje Salming
437	Tomas Kaberle
349	Tim Horton

### Most Assists, Goaltender

16	Mike Palmateer
13	Ken Wregget
8	Three players tied



# PLAYER RECORDS (CAREER)

## Most 50+ Assist Seasons

6	Darryl Sittler
5	Borje Salming
4	Mitch Marner

## Most 60+ Assist Seasons

3	Borje Salming
3	Mitch Marner
2	Doug Gilmour

## Most 70+ Assist Seasons

2	Doug Gilmour
1	Darryl Sittler

## SHOTS ON GOAL (SINCE 1959-60)

### Most Shots on Goal

3,586	Dave Keon
3,142	Darryl Sittler
3,104	Mats Sundin

### Most Shots on Goal, Defenceman

2,487	Borje Salming
1,845	Ian Turnbull
1,597	Tim Horton

## PENALTY SHOTS

### Most Penalty Shot Attempts

5	Charlie Conacher
5	Mats Sundin
3	Three players tied

### Most Penalty Shot Goals

3	Mats Sundin
2	Charlie Conacher
2	Lanny McDonald
2	Greg Terrier
2	Phil Kessel

## PENALTY MINUTES

### Most Penalty Minutes

2,256	Tie Domi
1,670	Dave Williams
1,535	Wendel Clark

### Most Penalty Minutes, Defenceman

1,389	Tim Horton
1,292	Borje Salming
1,288	Red Horner

### Most Penalty Minutes, Goaltender

106	Ken Wregget
95	Mike Palmateer
52	Ed Belfour

## PLUS/MINUS

### Best Plus/Minus

+151	Tim Horton
+150	Borje Salming
+149	Carl Brewer

### Best Plus/Minus, Forward

+139	Dave Keon
+109	Auston Matthews
+101	George Armstrong

## BLOCKED SHOTS (SINCE 2005-06)

### Most Blocked Shots

935	Morgan Rielly
723	Dion Phaneuf
596	Carl Gunnarsson

### Most Blocked Shots, Forward

443	Auston Matthews
286	Tyler Bozak
286	Nikolay Kulemin

## GOALTENDERS

### Games Played

629	Turk Broda
475	Johnny Bower
369	Felix Potvin

### Minutes

38,182	Turk Broda
27,368	Johnny Bower
21,461	Felix Potvin

### Wins

304	Turk Broda
219	Johnny Bower
160	Felix Potvin

### Losses

222	Turk Broda
157	Johnny Bower
149	Felix Potvin

### Shutouts

61	Turk Broda
34	Harry Lumley
32	Johnny Bower

### Goals Against Average (min. 50 games)

2.04	Al Rollins
2.15	Lorne Chabot
2.18	Harry Lumley

### Save Percentage (min. 50 games)

.925	Jacques Plante
.922	Johnny Bower
.919	Ilya Samsonov

### Saves

13,468	Johnny Bower
10,107	Felix Potvin
7,922	Mike Palmateer

### Penalty Shots Faced

12	George Hainsworth
8	Curtis Joseph
7	Frederik Andersen

### Penalty Shots Stopped

9	George Hainsworth
6	Curtis Joseph
5	Frederik Andersen
5	Allan Bester

### Shootouts Participated In

26	James Reimer
23	Frederik Andersen
18	Jonathan Bernier

### Shootout Wins

12	James Reimer
9	Jonathan Bernier
8	Frederik Andersen

### Shootout Attempts Faced

90	James Reimer
89	Frederik Andersen
59	Jonathan Bernier

### Shootout Attempts Stopped

63	James Reimer
59	Frederik Andersen
36	Jonathan Bernier



# PLAYER RECORDS (SEASON)

## POINTS

### Most Points

127	Doug Gilmour	1992-93
117	Darryl Sittler	1977-78
111	Doug Gilmour	1993-94

### Most Points, Defenceman

79	Ian Turnbull	1976-77
78	Borje Salming	1976-77
76	Borje Salming	1977-87

### Most Points, Rookie

669	Auston Matthews	2016-17
66	Peter Ilnacak	1982-83
63	Michael Bunting	2021-22

### Most Powerplay Points

59	Doug Gilmour	1992-93
51	Tomas Kaberle	2005-06
45	Bryan McCabe	2005-06

### Most Powerplay Points, Rookie

26	William Nylander	2016-17
25	Dan Daoust	1982-83
22	Kyle Wellwood	2005-06

### Most Shorthanded Points

11	Dave Keon	1970-71
10	Dave Reid	1990-91
9	Russ Courtnall	1986-87

### Most Shorthanded Points, Rookie

4	Zach Hyman	2016-17
2	12 players, most recently Pierre Engvall in 2019-20	

## GOALS

### Most Goals

60	Auston Matthews	2021-22
54	Rick Vaive	1981-82
53	Dave Andreychuk	1993-94

### Most Goals, Defenceman

22	Ian Turnbull	1976-77
22	Al Iafate	1987-88
21	Al Iafate	1989-90

### Most Goals, Rookie

40	Auston Matthews	2016-17
34	Wendel Clark	1985-86
31	Daniel Marois	1988-89

### Most Powerplay Goals

21	Dave Andreychuk	1993-94
21	Wendel Clark	1993-94
18	Rick Vaive	1982-83
18	Darcy Tucker	2005-06
18	John Tavares	2022-23

### Most Powerplay Goals, Defenceman

13	Bryan McCabe	2005-06
11	Bryan McCabe	2006-07
9	Three times, most recently Pavel Kubina in 2008-09	

### Most Powerplay Goals, Rookie

9	Walt Poddubny	1982-83
9	Dan Daoust	1982-83
9	Alexander Steen	2005-06
9	William Nylander	2016-17

### Most Shorthanded Goals

8	Dave Keon	1970-71
8	Dave Reid	1990-91
6	Four times, most recently Mats Sundin in 1995-96	

### Most Shorthanded Goals, Defenceman

3	King Clancy	1933-34
3	Jim Korn	1982-83
3	Al Iafate	1987-88

### Most Shorthanded Goals, Rookie

4	Zach Hyman	2016-17
2	Gus Mortson	1946-47
2	Russ Courtnall	1984-85

### Most Overtime Goals

4	Mats Sundin	1999-00
3	Ken Doraty	1933-34
3	William Nylander	2022-23
3	John Tavares	2019-20

### Most Overtime Goals, Defenceman

2	Tomas Kaberle	2005-06
2	Pavel Kubina	2007-08
2	Pavel Kubina	2008-09
2	Jake Gardiner	2016-17
2	Morgan Rielly	2018-19

### Most Overtime Goals, Rookie

2	Pep Kelly	1934-35
2	Hank Goldup	1939-40
1	Eight players, most recently Auston Matthews in 2016-17	

### Most Game-Winning Goals

13	Charlie Conacher	1934-35
12	Auston Matthews	2021
11	Tod Sloan	1955-56

### Most Game-Winning Goals, Defenceman

7	Tim Horton	1963-64
6	Bryan McCabe	2005-06
5	Three times, most recently Morgan Rielly in 2018-19	

### Most Game-Winning Goals, Rookie

8	Howie Meeker	1946-47
8	Auston Matthews	2016-17
5	Four players, most recently Mitch Marner in 2016-17	

### Most Empty Net Goals

6	Zach Hyman	2018-19
5	Patrick Marleau	2017-18
4	Three times, most recently Zach Hyman in 2019-20	

### Most Hat Tricks

5	Reg Noble	1917-18
5	Babe Dye	1924-25
5	Darryl Sittler	1980-81

### Most Shootout Goals

6	Mats Sundin	2006-07
6	Joffrey Lupul	2013-14
6	James van Riemsdyk	2013-14

### Most Game-Deciding Shootout Goals

4	Joffrey Lupul	2013-14
4	Tyler Bozak	2017-18
3	James van Riemsdyk	2013-14

## ASSISTS

### Most Assists

95	Doug Gilmour	1992-93
84	Doug Gilmour	1993-94
72	Darryl Sittler	1977-78

### Most Assists, Defenceman

66	Borje Salming	1976-77
61	Borje Salming	1980-81
60	Borje Salming	1977-78

### Most Assists, Goaltender

5	Mike Palmateer	1978-79
5	Ken Wregget	1987-88
5	Curtis Joseph	1998-99
5	Vesa Toskala	2007-08

### Most Assists, Rookie

42	Mitch Marner	2016-17
40	Gus Bodnar	1943-44
40	Michael Bunting	2021-22



# PLAYER RECORDS (SEASON)

## SHOTS ON GOAL (SINCE 1959-60)

### Most Shots on Goal

348	Auston Matthews	2021-22
346	Darryl Sittler	1975-76
333	Dave Andreychuk	1993-94

### Most Shots on Goal, Defenceman

315	Ian Turnbull	1976-77
262	Ian Turnbull	1975-76
262	Ian Turnbull	1980-81

### Most Shots on Goal, Rookie

279	Auston Matthews	2016-17
231	Ian Turnbull	1973-74
206	Dave Keon	1960-61

## PENALTY SHOTS

### Most Penalty Shot Attempts

4	Charlie Conacher	1934-35
2	Nine times, most recently Alexander Kerfoot in 2022-23	

### Most Penalty Shot Goals

2	Greg Terrier	1983-84
2	Mats Sundin	2006-07
1	27 times, most recently William Nylander in 2017-18	

## PENALTY MINUTES

### Most Penalty Minutes

365	Tie Domi	1997-98
351	Dave Williams	1977-78
338	Dave Williams	1976-77

### Most Penalty Minutes, Defenceman

301	Brian Curran	1989-90
263	Bob McGill	1981-82
257	Jim Korn	1983-84

### Most Penalty Minutes, Goaltender

40	Ken Wregget	1987-88
95	Mike Palmateer	1983-84
24	Four times, most recently Ed Belfour in 2003-04	

### Most Penalty Minutes, Rookie

263	Bob McGill	1981-82
227	Wendel Clark	1985-86
200	Jim Dorey	1968-69

## PLUS/MINUS

### Best Plus/Minus

+48	George Armstrong	1961-62
+47	Carl Brewer	1961-62
+46	Ian Turnbull	1976-77

### Best Plus/Minus, Rookie

+38	Borje Salming	1973-74
+27	Michael Bunting	2021-22
+26	Bob Nevin	1960-61

## FACE-OFFS (SINCE 1997-98)

### Most Face-Offs Taken

2,091	Mats Sundin	1997-98
1,993	Mats Sundin	1998-99
1,870	Mats Sundin	2000-01

### Face-Off Win Percentage (min. 500 face-offs)

62.7	Yanic Perreault	2000-01
61.8	Yanic Perreault	1999-00
60.6	John Tavares	2021-22

## BLOCKED SHOTS (SINCE 2005-06)

### Most Blocked Shots

176	Carl Gunnarsson	2013-14
169	Ron Hainsey	2017-18
168	Luke Schenn	2010-11

### Most Blocked Shots, Forward

92	Auston Matthews	2022-23
76	Tim Connolly	2011-12
66	David Steckel	2011-12

## TIME ON ICE (SINCE 1997-98)

### Most Time On Ice

2293:45	Tomas Kaberle 2005-06	
2200:01	Bryan McCabe 2006-07	
2088:08	Francois Beauchemin 2009-10	

### Most Time On Ice, Forward

1739:55	Mats Sundin	1997-98
1702:06	Mitch Marner	2022-23
1696:18	Mats Sundin	1998-99

### Most Time On Ice Per Game Played

28:18	Bryan McCabe	2005-06
27:58	Tomas Kaberle	2005-06
26:50	Bryan McCabe	2006-07

### Most Time On Ice Per Game Played, Forward

22:26	Mitch Marner	2021-22
21:33	Mitch Marner	2019-20
21:33	Auston Matthews	2021-22

## STREAKS

### Longest Point Streak

23	Mitch Marner	Oct. 27 to Dec. 13, 2022 (11G, 21A)
18	Darryl Sittler	Jan. 26 to Mar. 8, 1978 (17G, 16A)
18	Ed Olczyk	ec. 2, 1989 to Jan. 8, 1990 (11G, 17A)

### Longest Point Streak, Defenceman

10	Tom Kurvers	Jan. 15 to Feb. 7, 1990 (4G, 11A)
9	Four times, most recently Cody Franson from Nov. 4 to Nov. 20, 2014 (2G, 9A)	

### Longest Point Streak, Rookie

12	William Nylander	Mar. 3 to Mar. 28, 2017 (4G, 10A)
9	Four times, most recently Auston Matthews from Mar. 18 to Apr. 3, 2017 (8G, 4A)	

### Longest Point Streak to Begin a Season

9	Jack Adams	Dec. 20, 1922 to Jan. 17, 1923 (8G, 4A)
8	Three times, most recently John Anderson from Oct. 6 to Oct. 23, 1982 (4G, 6A)	

### Longest Home Point Streak

20	Mitch Marner	Nov. 2, 2022 to Jan. 19, 2023 (8G, 21A)
18	Darryl Sittler	Jan. 4 to Mar. 22, 1978 (17G, 13A)
16	Mats Sundin	Oct. 3 to Dec. 4, 2007 (8G, 17A)

### Longest Road Point Streak

12	Doug Gilmour	Feb. 1 to Mar. 31, 1994 (7G, 11A)
11	Six times, most recently Mitch Marner Oct. 27, 2022 to Dec. 6, 2022 (7G, 7A)	

### Longest Goal Streak

11	Babe Dye	Jan. 17 to Feb. 19, 1921
11	Babe Dye	Jan. 14 to Feb. 18, 1922
10	John Anderson	Mar. 18 to Apr. 7, 1985

### Longest Goal Streak to Begin a Season

6	Sweeney Schriner	Oct. 28 to Nov. 11, 1944
6	Auston Matthews	Oct. 3 to Oct. 13, 2018
5	Corb Denney	Dec. 17 to Dec. 31, 1921

### Longest Goal Streak, Defenceman

5	Harry Cameron	Feb. 12 to Feb. 26, 1921
5	Harry Cameron	Feb. 22 to Mar. 8, 1922
4	Five times, most recently Al Iafrate from Feb. 13 to Feb. 19, 1988	

### Longest Goal Streak, Rookie

6	Alf Skinner	Jan. 28 to Feb. 13, 1918
5	Gaye Stewart	Nov. 12 to Nov. 21, 1942
5	Auston Matthews	Mar. 25 to Apr. 3, 2017



# PLAYER RECORDS (SEASON)



## Longest Home Goal Streak

13	Babe Dye	Dec. 5, 1924 to Feb. 28, 1925
11	Dave Andreychuk	Feb. 3 to Mar. 20, 1993
9	Three times, most recently Darryl Sittler from Feb. 8 to Mar. 8, 1978	

## Longest Road Goal Streak

10	Auston Matthews	Nov. 24, 2021 to Jan. 15, 2022
8	Babe Dye	Jan. 3, 1921 to Feb. 12, 1921
8	Frank Mahovlich	Dec. 1, 1960 to Jan. 5, 1961
8	Daniel Marois	Oct. 7 to Nov. 9, 1989

## Longest Assist Streak

12	Norm Ullman	Dec. 12, 1970 to Jan. 6, 1971
11	Darryl Sittler	Dec. 1 to Dec. 22, 1976
10	Mitch Marner	Mar. 10 to Mar. 30, 2018

## Longest Assist Streak to Begin a Season

6	Lorne Carr	Oct. 28 to Nov. 11, 1944
6	Doug Gilmour	Oct. 7 to Oct. 16, 1993
6	Morgan Rielly	Oct. 3 to Oct. 13, 2018

## Longest Assist Streak, Defenceman

9	Ian Turnbull	Nov. 15 to Dec. 2, 1978
7	Six times, most recently Tom Kurvers from Jan. 26 to Feb. 7, 1990	

## Longest Assist Streak, Rookie

6	Zach Hyman	Dec. 23, 2016 to Jan. 6, 2017
6	Dan Daoust	Dec. 29, 1982 to Jan. 8, 1983
6	Frank Nigro	Dec. 18, 1982 to Jan. 1, 1983
6	Bob Nevin	Dec. 1 to Dec. 11, 1960

## Longest Winning Streak, Goaltender

11	Jack Campbell	Jan. 16 to Apr. 10, 2021
9	Jacques Plante	Dec. 12, 1970 to Jan. 9, 1971
9	Felix Potvin	Oct. 7 to Oct. 28, 1993
8	George Hainsworth	Nov. 8 to Dec. 1, 1934
8	Turk Broda	Nov. 24 to Dec. 15, 1940

## Longest Home Winning Streak, Goaltender

10	Johnny Bower	Dec. 11, 1965 to Mar. 26, 1966
10	Frederik Andersen	Jan. 31 to Mar. 24, 2018
9	Five times, most recently Ilya Samsonov Oct. 13 to Dec. 22, 2022	

## Longest Road Winning Streak, Goaltender

7	Turk Broda	Nov. 14 to Dec. 15, 1940
7	Johnny Bower	Dec. 4, 1960 to Jan. 5, 1961
7	Frederik Andersen	Oct. 9 to Nov. 15, 2018
7	Jack Campbell	Jan. 16 to Apr. 5, 2021

## Longest Winning Streak, Rookie Goaltender

7	Al Rollins	Mar. 14 to Mar. 25, 1971
7	Gord McRae	Feb. 25 to Mar. 9, 1975
7	Jonas Gustavsson	Mar. 6 to Mar. 27, 2010

## Longest Shutout Streak, Goaltender

245:33	Turk Broda	Oct. 15 to Oct. 29, 1950
224:46	Turk Broda	Nov. 11 to Nov. 19, 1939
213:55	Lorne Chabot	Nov. 13 to Nov. 29, 1930

## Most Consecutive Shutouts

3	Lorne Chabot	Nov. 13 to Nov. 22, 1930
3	Turk Broda	Oct. 18 to Oct. 25, 1950

## GOALTENDERS

### Games Played

74	Felix Potvin	1996-97
72	Andrew Raycroft	2006-07
70	Four times, most recently Ed Chadwick, 1956-57	

### Minutes

4271	Felix Potvin	1996-97
4200	Harry Lumley	1952-53
4196	Ed Chadwick	1957-58

### Wins

38	Frederik Andersen	2017-18
37	Ed Belfour	2002-03
37	Andrew Raycroft	2006-07

## Losses

38	Ed Chadwick	1957-58
36	Felix Potvin	1996-97
35	Ken Wregget	1987-88

## Shutouts

13	Harry Lumley	1953-54
10	Lorne Chabot	1928-29
10	Harry Lumley	1952-53
10	Ed Belfour	2003-04

## Goals Against Average (min. 15 games)

1.52	Lorne Chabot	1928-29
1.77	Al Rollins	1950-51
1.86	Harry Lumley	1953-54

## Save Percentage (min. 15 games)

.944	Jacques Plante	1970-71
.934	Johnny Bower	1967-68
.934	Bruce Gamble	1967-68
.934	Curtis McElhinney	2017-18

## Saves

2,214	Felix Potvin	1996-97
2,029	Frederik Andersen	2017-18
2,007	Johnny Bower	1959-60

## Penalty Shots Faced

8	George Hainsworth	1934-35
5	Curtis Joseph	2001-02
4	George Hainsworth	1935-36
4	Allan Bester	1988-89

## Penalty Shots Stopped

8	George Hainsworth	1934-35
4	Allan Bester	1988-89
4	Curtis Joseph	2001-02

## Shootouts Participated In

9	Andrew Raycroft	2006-07
9	Vesa Toskala	2008-09
9	Jonathan Bernier	2013-14

## Shootout Wins

6	Frederik Andersen	2017-18
5	Jonathan Bernier	2013-14
4	Vesa Toskala	2008-08
4	James Reimer	2013-14

## ROOKIE GOALTENDERS

### Games Played

70	Ed Chadwick	1956-57
56	Peter Ing	1990-91
54	Jiri Crha	1980-81

### Wins

26	Al Rollins	1950-51
25	Felix Potvin	1992-93
24	Frank McCool	1944-45

### Losses

34	Ed Chadwick	1956-57
29	Peter Ing	1990-91
24	Ron Low	1972-73

### Shutouts

5	Al Rollins	1950-51
5	Ed Chadwick	1956-57
4	Frank McCool	1944-45
4	Mike Palmateer	1976-77

### Goals Against Average (min. 15 games)

1.77	Al Rollins	1950-51
2.29	Turk Broda	1936-37
2.59	Felix Potvin	1992-93

### Save Percentage (min. 15 games)

.921	James Reimer	2010-11
.910	Marv Edwards	1969-70
.910	Felix Potvin	1992-93

### Saves

1,778	Ed Chadwick	1956-57
1,516	Peter Ing	1990-91
1,473	Jiri Crha	1980-81

# PLAYER RECORDS (GAME)

## POINTS

### Most Points

10*	Darryl Sittler	Feb. 7, 1976 vs. BOS (6G, 4A)
7	Corb Denneny	Jan. 26, 1921 vs. HAM (6G, 1A)
7	Darryl Sittler	Oct. 14, 1978 vs. NYI (3G, 4A)

### Most Points, Defenceman

6	Babe Pratt	Jan. 8, 1944 vs. BOS (0G, 6A)
5	11 times, most recently Tomas Kaberle	on Oct. 26, 2009

### Most Points, Rookie

6	Reg Noble	Feb. 23, 1918 vs. SEN (3G, 3A)
6	Goldie Prodgers	Feb. 18, 1920 at MTL (2G, 4A)
6	Mickey Roach	Mar. 6, 1920 vs. QBD (5G, 1A)

### Most Powerplay Points

5	Mats Sundin	Apr. 11, 2006 vs. FLA
5	Tomas Kaberle	Oct. 26, 2009 at ANA
4	Five times, most recently Tomas Kaberle	on Jan. 7, 2011 at ATL

### Most Powerplay Points, Defenceman

5	Tomas Kaberle	Oct. 26, 2009 at ANA
4	Dmitri Mironov	Dec. 9, 1992 vs. DET
4	Tomas Kaberle	Jan. 7, 2011 at ATL

### Most Powerplay Points, Rookie

3	Peter Ilnacak	Jan. 24, 1983 vs. PIT
3	Joe Sacco	Dec. 22, 1990 at WSH
3	Kyle Wellwood	Apr. 11, 2006 vs. FLA

### Most Shorthanded Points

2	38 times, most recently TJ Brodie	on Jan. 1, 2022 vs. OTT
---	-----------------------------------	-------------------------

### Most Shorthanded Points, Defenceman

2	Red Horner	Feb. 5, 1939 at NYR
2	Larry Hillman	Dec. 4, 1966 at BOS
2	Al Iafate	Feb. 3, 1990 vs. PIT
2	TJ Brodie	Jan. 1, 2022 vs. OTT

### Most Shorthanded Points, Rookie

2	Syl Apps	Nov. 28, 1936 vs. MTL
2	Wally Boyer	Dec. 11, 1965 vs. BOS

## GOALS

### Most Goals

6	Corb Denneny	Jan. 26, 1921 vs. HAM
6	Darryl Sittler	Feb. 7, 1976 vs. BOS
5	Six times, most recently Ian Turnbull	on Feb. 2, 1977

### Most Goals, Defenceman

5	Ian Turnbull	Feb. 2, 1977 vs. DET
4	Harry Cameron	Dec. 26, 1917 vs. MTL
4	Hap Day	Nov. 19, 1929 at PIR

### Most Goals, Rookie

5	Mickey Roach	Mar. 6, 1920 vs. QBD
5	Howie Meeker	Jan. 8, 1947 vs. CHI
4	Four times, most recently Auston Matthews	on Oct. 12, 2016 at OTT

### Most Powerplay Goals

3	Five times, most recently Niklas Hagman	on Oct. 26, 2009 at ANA
---	---	-------------------------

### Most Powerplay Goals, Defenceman

2	18 times, most recently Bryan McCabe	on Nov. 11, 2006 vs. MTL
---	--------------------------------------	--------------------------

### Most Powerplay Goals, Rookie

2	15 times, most recently by Alexander Steen	on Jan. 26, 2006 vs. BUF
---	--	--------------------------

### Most Shorthanded Goals

2	13 times, most recently Darcy Tucker	on Mar. 6, 2000 at VAN
---	--------------------------------------	------------------------

### Most Empty Net Goals

2	Bill Derlago	Feb. 4, 1984 at DET
---	--------------	---------------------

## ASSISTS

### Most Assists

6	Babe Pratt	Jan. 8, 1944 vs. BOS
6	Doug Gilmour	Feb. 13, 1993 vs. MNS
5	11 times, most recently Mitch Marner	on Feb. 21, 2023 at BUF

### Most Assists, Defenceman

6	Babe Pratt	Jan. 8, 1944 vs. BOS
5	Babe Pratt	Dec. 17, 1942 at MTL
5	Borje Salming	Dec. 16, 1977 at MNS
5	Borje Salming	Oct. 14, 1978 vs. NYI

### Most Assists, Rookie

5	Syl Apps	Jan. 30, 1937 vs. MMR
4	Five times, most recently Michael Bunting	on Feb. 26, 2022 at DET

## SHOTS ON GOAL

### Most Shots on Goal

15	Auston Matthews	Mar. 25, 2023 at CAR
15	Dave Andreychuk	Mar. 23, 1993 at WPG
13	Darryl Sittler	Mar. 9, 1980 at QUE

### Most Shots on Goal, Defenceman

11	Ian Turnbull	Dec. 20, 1980 vs. CHI
10	Ian Turnbull	Mar. 22, 1974 at CGS
10	Borje Salming	Nov. 9, 1980 at WPG
10	Morgan Rielly	Dec. 28, 2019 vs. NYR

### Most Shots on Goal, Rookie

11	Todd Warriner	Jan. 11, 1996 at NYI
10	Andreas Johnsson	Feb. 21, 2019 vs. WSH
9	Three times, most recently Mitch Marner	on Dec. 28, 2016 at FLA

## PENALTY MINUTES

### Most Penalty Minutes

57	Brad Smith	Nov. 15, 1986 vs. DET
48	Jim Dorey	Oct. 16, 1968 vs. PIT
42	Darcy Tucker	Mar. 4, 2003 at OTT

### Most Penalty Minutes, Defenceman

48	Jim Dorey	Oct. 16, 1968 vs. PIT
34	Red Horner	Dec. 12, 1933 at BOS
34	Bob McGill	Dec. 5, 1981 vs. WSH

### Most Penalty Minutes, Rookie

37	Tie Dorn	Mar. 2, 1990 at DET
32	Mikhail Grabovski	Jan. 8, 2009 at MTL
28	Jack Adams	Mar. 6, 1918 at SEN
28	Rusty Crawford	Mar. 6, 1918 at SEN

### Most Penalties

9	Jim Dorey	Oct. 16, 1968 vs. PIT
8	Brad Smith	Nov. 15, 1986 vs. DET
7	Four times, most recently Dave Williams	on Feb. 7, 1980 at BOS

## BLOCKED SHOTS (SINCE 2005-06)

### Most Blocked Shots

10	Ron Hainsey	Mar. 28, 2018 vs. FLA
8	10 times, most recently Mark Giordano	on Nov. 15, 2022 at PIT

### Most Blocked Shots, Forward

6	Leo Komarov	Oct. 22, 2016 at CHI
5	Nine times, most recently Auston Matthews	on Feb. 21, 2023 at BUF



# PLAYER RECORDS (GAME)

## TIME ON ICE (SINCE 1997-98)

### Most Time On Ice

35:00	Tomas Kaberle	Apr. 11, 2006 vs. FLA (OT)
34:53	Bryan McCabe	Nov. 27, 2007 vs. MTL (OT)
34:24	Bryan McCabe	Nov. 12, 2005 at MTL (OT)

### Most Time On Ice, Forward

29:36	Todd Warriner	Oct. 28, 1997 vs. ANA (OT)
29:10	Mitch Marner	Mar. 15, 2023 vs. COL
28:54	Mats Sundin	Jan. 12, 1988 at NYR

## GOALTENDERS

### Saves

60	Allan Bester	Mar. 15, 1984 at HFD
56	Mike Palmateer	Jan. 12, 1977 vs. LAK
54	Frederik Andersen	Feb. 14, 2018 vs. CBJ

### Shots Faced

65	Allan Bester	Mar. 15, 1984 at HFD
59	Michael Laroque	Apr. 4, 1982 at PHI
58	Mike Palmateer	Jan. 12, 1977 vs. LAK

## FASTEST GOALS, INDIVIDUAL PLAYER

### Fastest Goal, Start of Game

0:07	Feb. 6, 1932 vs. BOS	Charlie Conacher
0:07	Jan. 3, 2019 vs. MIN	Mitch Marner
0:08	Oct. 24, 1953 vs. BOS	Ted Kennedy

### Fastest Goal, Start of Regulation Period

0:04	Mar. 28, 2014 at PHI (2nd)	James van Riemsdyk
0:06	Jan. 7, 1961 vs. BOS (2nd)	Frank Mahovlich
0:07	Five instances, most recently Jan. 3, 2019 vs. MIN, Mitch Marner	

### Fastest, Overtime

0:06	Dec. 30, 1995 at STL	Mats Sundin
0:06	Jan. 24, 2018 at CHI	William Nylander (PS)
0:12	Nov. 1, 2016 vs. EDM	Nazem Kadri

### Fastest Two Goals, Individual Player

0:06	Howie Meeker	Feb. 9, 1952 vs. MTL
0:07	Busher Jackson	Feb. 18, 1932 vs. NYR
0:07	Red Kelly	Nov. 23, 1961 at CHI

### Fastest Two Goals Against, Individual Player

0:07	Cooney Weiland	Dec. 14, 1937 at BOS
0:09	Bill Thoms	Mar. 1, 1942 at CHI
0:09	Willi Plett	Jan. 3, 1979 vs. ATL

### Fastest Three Goals, Individual Player

2:54	Lanny McDonald	Oct. 16, 1976 vs. PHI
2:55	Babe Dye	Dec. 27, 1924 vs. SEN
3:20	Bud Poile	Feb. 19, 1944 vs. BOS

### Fastest Three Goals Against, Individual Player

1:50	Joe Malone	Feb. 15, 1919 at MTL
3:01	Jarri Kurri	Feb. 19, 1985 vs. EDM
3:19	Norm Ullman	Feb. 8, 1967 vs. DET

### Fastest Two Powerplay Goals, Individual Player (since 1933-34)

0:06	Howie Meeker	Feb. 9, 1952 vs. MTL
0:08	Busher Jackson	Feb. 3, 1934 vs. SEN
0:10	Busher Jackson	Feb. 27, 1937 vs. MMR

### Fastest Two Powerplay Goals Against, Individual Opposing Player (since 1933-34)

0:25	Maurice Richard	Nov. 22, 1952 vs. MTL
0:29	Kevin Dineen	Jan. 16, 1989 vs. HFD
0:29	Red Sullivan	Mar. 23, 1952 at BOS

### Fastest Two Shorthanded Goals, Individual Player

2:54	Darcy Tucker	Mar. 6, 2000 at VAN
5:30	Wilf Paiement	Feb. 3, 1981 at DET
13:06	Gordie Drillion	Mar. 11, 1939 vs. DET

### Fastest Two Shorthanded Goals Against, Individual Player

0:12*	Esa Tikkanen	Nov. 12, 1988 vs. EDM
0:48	Michael Grabner	Feb. 27, 2014 at NYI
0:50	Steve Kasper	Jan. 9, 1985 vs. BOS

## OPPONENTS

### Most Points Against by Opposing Player

8	Bernie Nicholls	Dec. 1, 1988 at LAK (2G, 6A)
7	Seven times, most recently Mario Lemieux on Dec. 26, 1991 at PIT	

### Most Goals Against by Opposing Player, Game

7	Joe Malone	Jan. 31, 1920 at QBD
6	Newsy Lalonde	Jan. 10, 1920 at MTL
5	Five times, most recently John Tonelli on Jan. 6, 1981 at NYI	

### Most Powerplay Goals by Opposing Player

3	Nine times, most recently Richard Zednik on Feb. 5, 2008 vs. FLA	
---	--	--

### Most Shorthanded Goals by Opposing Player

2	Nine times, most recently Michael Grabner on Feb. 27, 2014 at NYI	
---	---	--

### Most Assists by Opposing Player

6	Mike Bossy	Jan. 6, 1981 at NYI
6	Bernie Nicholls	Dec. 1, 1988 at LAK
5	12 times, most recently Evgeni Malkin on Jan. 20, 2007 at PIT	

### Most Penalty Minutes by Opposing Player

39	Paul Holmgren	Mar. 7, 1977 at PHI
37	Dave Manson	Dec. 23, 1989 vs. CHI
37	Stu Grimson	Jan. 16, 1992 at CHI

### Most Shots on Goal by Opposing Player

14	Ed Litzemberger	Dec. 20, 1959 at CHI
13	Three times, most recently Patrik Laine on Jan. 2, 2020	

### Most Saves by Opposing Goaltender

58	Dwayne Roloson	Nov. 23, 2009 vs. NYI
57	Al Rollins	Oct. 9, 1955 at CHI
56	Byron Dafeo	Oct. 28, 1995 vs. LAK





# PLAYER RECORDS (PERIOD)

## POINTS

### Most Points

- 5 Mickey Roach Mar. 6, 1920 vs. QBD (4G, 1A in 1st)
- 5 Darryl Sittler Feb. 7, 1976 vs. BOS (3G, 2A in 2nd)
- 5 Goldie Prodgers Feb. 18, 1920 at MTL (2G, 3A in 2nd)

### Most Points, Defenceman

- 4 Jim McKenny Feb. 1, 1970 at BOS (1G, 3A in 2nd)
- 4 Morgan Rielly Oct. 15, 2019 vs. MIN (4A in 2nd)
- 3 Numerous times, most recently Tomas Kaberle Jan. 7, 2011 at ATL (3A in 2nd)

## GOALS

### Most Goals

- 4 Mickey Roach Mar. 6, 1920 vs. QBD (1st)
- 4 Busher Jackson Nov. 20, 1934 at SLE (3rd)
- 3 35 times, most recently Mitch Marner on Feb. 26, 2022 at DET (2nd)

## ASSISTS

### Most Assists

- 4 Rick Vaive Mar. 12, 1984 vs. WPG (2nd)
- 4 Morgan Rielly Oct. 15, 2019 vs. MIN (2nd)
- 3 78 times, most recently Mitch Marner Feb. 21, 2023 at BUF (1st)

## SHOTS ON GOAL

### Most Shots on Goal

- 8 Mats Sundin Mar. 2, 2004 vs. BOS (1st)
- 8 Nazem Kadri Feb. 10, 2019 at NYR (1st)
- 7 Twice, most recently Mitch Marner Feb. 11, 2022 at CGY (1st)

## PENALTY MINUTES

### Most Penalty Minutes

- 44 Jim Dorey Oct. 16, 1968 vs. PIT (2nd)
- 42 Darcy Tucker Mar. 4, 2003 at OTT (3rd)
- 35 Brad Smith Nov. 15, 1986 vs. DET (3rd)

### Most Penalties

- 7 Cully Wilson Feb. 7, 1920 at SEN (1st)
- 7 Jim Dorey Oct. 16, 1968 vs. PIT (2nd)
- 6 Darcy Tucker Mar. 4, 2003 at OTT (3rd)

## GOALTENDERS

### Saves (since 1997-98)

- 27 Frederik Andersen Nov. 21, 2018 at CAR (1st)
- 26 James Reimer Nov. 1, 2014 vs. CHI (3rd)
- 24 James Reimer Nov. 14, 2015 vs. VAN (3rd)

## OPPONENTS

### Most Points Against by Opposing Player

- 5 Joe Malone Feb. 23, 1921 at HAM (4G, 1A in 1st)
- 5 Mickey Roach Feb. 23, 1921 at HAM (1G, 4A in 1st)
- 4 44 times, most recently Martin St. Louis on Feb. 12, 2009 at TBL (1G, 3A in 1st)

### Most Goals Against by Opposing Player

- 4 Joe Malone Feb. 23, 1921 at HAM (1st)
- 4 Al Secord Jan. 7, 1987 at CHI (2nd)
- 3 57 times, most recently Mathew Barzal on Dec. 29, 2018 vs. NYI (2nd)

### Most Penalty Minutes by Opposing Player

- 39 Paul Holmgren Mar. 7, 1977 at PHI (2nd)
- 37 Dave Manson Dec. 23, 1989 vs. CHI (1st)
- 35 Murray Armstrong Dec. 16, 1944 vs. DET (3rd)

### Most Shots on Goal by Opposing Player

- 8 Patric Hornqvist Oct. 11, 2014 vs. PIT (2nd)
- 7 Four times, most recently Steven Stamkos on Jan. 17, 2019 at TBL (3rd)

### Most Saves by Opposing Goaltender

- 26 Collin Delia Mar. 13, 2019 vs. CHI (3rd)
- 25 Sebastien Caron Mar. 11, 2004 vs. PIT (3rd)
- 24 Charlie Lindgren Mar. 17, 2018 vs. MTL (2nd)
- 24 Jason LaBarbera Jan. 10, 2008 at LAK (3rd)



# ALL-TIME HAT TRICKS



DATE	PLAYER	HOME/ROAD	OPPOSITION
Jan. 14, 1928	Hap Day (1st)	Home	NY Rangers
Mar. 20, 1928	Bill Carson (1st)	Home	Boston Bruins
Nov. 19, 1929	*Hap Day (2nd)	Road	Pittsburgh Pirates
Feb. 6, 1930	Charlie Conacher (1st)	Home	Montreal Canadiens
Jan. 31, 1931	Charlie Conacher (2nd)	Home	Philadel. Quakers
Mar. 5, 1931	Baldy Cotton (1st)	Home	Montreal Maroons
Mar. 19, 1931	*Charlie Conacher (3rd)	Home	Chicago Blackhawks
Mar. 21, 1931	Charlie Conacher (4th)	Road	Ottawa Senators
Mar. 21, 1931	*Ace Bailey (1st)	Road	Ottawa Senators
Dec. 22, 1931	Charlie Conacher (5th)	Home	NY Americans
Jan. 19, 1932	**Charlie Conacher (6th)	Home	NY Americans
Feb. 16, 1933	Busher Jackson (1st)	Road	NY Rangers
Mar. 4, 1933	Joe Primeau (1st)	Home	Montreal Maroons
Dec. 23, 1933	Charlie Conacher (7th)	Home	Montreal Maroons
Jan. 6, 1934	*Charlie Conacher (8th)	Home	Ottawa Senators
Jan. 16, 1934	Ken Doraty (1st)	Road	Ottawa Senators
Jan. 23, 1934	Busher Jackson (2nd)	Home	Montreal Maroons
Mar. 3, 1934	Charlie Conacher (9th)	Home	Detroit Red Wings
Nov. 20, 1934	*Busher Jackson (3rd)	Road	St. Louis Eagles
Dec. 11, 1934	Busher Jackson (4th)	Road	NY Rangers
Jan. 12, 1935	Charlie Conacher (10th)	Home	Chicago Blackhawks
Mar. 5, 1935	*Charlie Conacher (11th)	Road	Montreal Canadiens
Mar. 16, 1935	Charlie Conacher (12th)	Home	Montreal Canadiens
Nov. 9, 1935	Charlie Conacher (13th)	Home	NY Americans
Dec. 28, 1935	Buzz Boll (1st)	Home	NY Rangers
Mar. 7, 1936	Bill Thoms (1st)	Home	Montreal Canadiens
Mar. 12, 1936	Bill Thoms (2nd)	Road	Montreal Canadiens
Jan. 19, 1937	Gord Drillon (1st)	Road	Boston Bruins
Jan. 23, 1937	Busher Jackson (5th)	Home	NY Rangers
Jan. 30, 1937	Gord Drillon (2nd)	Home	Montreal Maroons
Jan. 30, 1937	Busher Jackson (6th)	Home	Montreal Maroons
Nov. 6, 1937	Gord Drillon (3rd)	Home	NY Americans
Nov. 13, 1937	Charlie Conacher (14th)	Home	Chicago Blackhawks
Jan. 16, 1938	Pep Kelly (1st)	Road	Chicago Blackhawks
Nov. 12, 1938	Busher Jackson (7th)	Home	Montreal Canadiens
Jan. 12, 1939	*Syl Apps (1st)	Road	Montreal Canadiens
Mar. 14, 1939	Nick Metz (1st)	Home	NY Americans
Dec. 17, 1939	Pep Kelly (2nd)	Road	NY Americans
Mar. 14, 1940	*Red Heron (1st)	Road	Montreal Canadiens
Nov. 30, 1940	*Hank Goldup (1st)	Home	NY Americans
Jan. 29, 1942	Pete Langelle (1st)	Home	Montreal Canadiens
Feb. 28, 1942	Nick Metz (2nd)	Home	Chicago Blackhawks
Nov. 28, 1942	Syl Apps (2nd)	Home	NY Rangers
Jan. 23, 1943	Syl Apps (3rd)	Home	Chicago Blackhawks
Nov. 27, 1943	Bob Davidson (1st)	Home	Boston Bruins
Dec. 4, 1943	*Jack Hamilton (1st)	Home	NY Rangers
Jan. 8, 1944	George Boothman (1st)	Home	Boston Bruins
Jan. 18, 1944	Lorne Carr (1st)	Road	Boston Bruins
Feb. 19, 1944	Jack Hamilton (2nd)	Home	Boston Bruins
Feb. 19, 1944	Bud Poile (1st)	Home	Boston Bruins
Mar. 9, 1944	Lorne Carr (2nd)	Road	NY Rangers
Mar. 18, 1944	Bob Davidson (2nd)	Home	Boston Bruins
Oct. 29, 1944	Lorne Carr (3rd)	Road	Chicago Blackhawks
Oct. 29, 1944	Sweeney Schriner (1st)	Road	Chicago Blackhawks
Dec. 27, 1944	Ted Kennedy (1st)	Road	NY Rangers

\* Four goal game    \*\* Five goal game  
 (Number in parenthesis represents hat tricks as a Maple Leaf)

# ALL-TIME HAT TRICKS

DATE	PLAYER	HOME/ROAD	OPPOSITION
Jan. 9, 1945	Ted Kennedy (2nd)	Home	NY Rangers
Feb. 4, 1945	Ted Kennedy (3rd)	Road	Chicago Blackhawks
Nov. 17, 1945	Gaye Stewart (1st)	Home	Detroit Red Wings
Feb. 3, 1946	Billy Taylor (1st)	Road	NY Rangers
Feb. 23, 1946	Gaye Stewart (2nd)	Home	Boston Bruins
Mar. 2, 1946	Sweeney Schriener (2nd)	Home	Chicago Blackhawks
Mar. 2, 1946	*Syl Apps (4th)	Home	Chicago Blackhawks
Mar. 16, 1946	Billy Taylor (2nd)	Home	Detroit Red Wings
Mar. 17, 1946	Gaye Stewart (3rd)	Road	Detroit Red Wings
Nov. 9, 1946	Syl Apps (5th)	Home	NY Rangers
Nov. 30, 1946	Bill Ezinicki (1st)	Home	Chicago Blackhawks
Jan. 8, 1947	**Howie Meeker (1st)	Home	Chicago Blackhawks
Mar. 8, 1947	Bud Poile (2nd)	Home	Chicago Blackhawks
Dec. 6, 1947	Max Bentley (1st)	Home	Chicago Blackhawks
Dec. 6, 1947	Harry Watson (1st)	Home	Chicago Blackhawks
Mar. 21, 1948	Syl Apps (6th)	Road	Detroit Red Wings
Feb. 6, 1949	Cal Gardner (1st)	Road	Boston Bruins
Oct. 29, 1949	Harry Watson (2nd)	Home	Boston Bruins
Feb. 11, 1951	Tod Sloan (1st)	Road	Chicago Blackhawks
Mar. 15, 1952	Sid Smith (1st)	Home	NY Rangers
Oct. 12, 1952	Ted Kennedy (4th)	Road	Detroit Red Wings
Dec. 8, 1954	Ron Stewart (1st)	Home	Montreal Canadiens
Dec. 15, 1954	Sid Smith (2nd)	Road	Chicago Blackhawks
Feb. 3, 1957	Dick Duff (1st)	Road	Chicago Blackhawks
Mar. 16, 1957	Brian Cullen (1st)	Home	NY Rangers
Mar. 16, 1957	Sid Smith (3rd)	Home	NY Rangers
Oct. 19, 1957	Billy Harris (1st)	Home	Boston Bruins
Oct. 19, 1957	Brian Cullen (2nd)	Home	Boston Bruins
Dec. 1, 1957	Frank Mahovlich (1st)	Road	Chicago Blackhawks
Dec. 25, 1957	Frank Mahovlich (2nd)	Home	Montreal Canadiens
Jan. 25, 1958	Barry Cullen (1st)	Home	NY Rangers
Mar. 15, 1959	George Armstrong (1st)	Road	NY Rangers
Oct. 29, 1960	Frank Mahovlich (3rd)	Road	Chicago Blackhawks
Nov. 5, 1960	*Frank Mahovlich (4th)	Home	NY Rangers
Nov. 12, 1960	Bob Pulford (1st)	Home	Chicago Blackhawks
Dec. 11, 1960	*Frank Mahovlich (5th)	Road	Chicago Blackhawks
Nov. 23, 1961	Red Kelly (1st)	Road	Chicago Blackhawks
Dec. 2, 1961	Billy Harris (2nd)	Home	Chicago Blackhawks
Dec. 16, 1961	George Armstrong (2nd)	Home	NY Rangers
Jan. 6, 1963	Ed Shack (1st)	Road	Chicago Blackhawks
Jan. 31, 1963	Red Kelly (2nd)	Road	Montreal Canadiens
Mar. 21, 1965	Red Kelly (3rd)	Road	NY Rangers
Dec. 18, 1965	Dave Keon (1st)	Home	NY Rangers
Dec. 18, 1965	Bob Pulford (2nd)	Home	NY Rangers
Jan. 15, 1966	Brit Selby (1st)	Home	Boston Bruins
Mar. 5, 1966	Dave Keon (2nd)	Home	Chicago Blackhawks
Dec. 10, 1966	Ron Ellis (1st)	Home	Chicago Blackhawks
Mar. 23, 1967	Pete Stelmowski (1st)	Road	Boston Bruins
Nov. 15, 1967	Mike Walton (1st)	Home	Boston Bruins
Dec. 30, 1967	Frank Mahovlich (6th)	Home	St. Louis Blues
Jan. 13, 1968	Bob Pulford (3rd)	Home	Pittsburgh Penguins
Mar. 17, 1968	Floyd Smith (1st)	Road	Philadelphia Flyers
Dec. 7, 1968	Norm Ullman (1st)	Home	NY Rangers
Jan. 4, 1969	Norm Ullman (2nd)	Home	NY Rangers
Feb. 5, 1969	Ron Ellis (2nd)	Home	Minnesota N. Stars

\* Four goal game \*\* Five goal game  
 (Number in parenthesis represents hat tricks as a Maple Leaf)



# ALL-TIME HAT TRICKS

DATE	PLAYER	HOME/ROAD	OPPOSITION
Jan. 17, 1970	Dave Keon (3rd)	Home	Pittsburgh Penguins
Dec. 2, 1970	Dave Keon (4th)	Home	Los Angeles Kings
Dec. 26, 1970	Paul Henderson (1st)	Home	Philadelphia Flyers
Jan. 9, 1971	Brian Spencer (1st)	Home	Pittsburgh Penguins
Nov. 1, 1971	Ron Ellis (3rd)	Home	Detroit Red Wings
Dec. 25, 1971	Bill MacMillan (1st)	Home	Detroit Red Wings
Dec. 28, 1971	Norm Ullman (3rd)	Road	Pittsburgh Penguins
Feb. 19, 1972	Darryl Sittler (1st)	Home	Buffalo Sabres
Feb. 26, 1972	Paul Henderson (2nd)	Home	Vancouver Canucks
Mar. 24, 1972	Ron Ellis (4th)	Road	Vancouver Canucks
Nov. 25, 1972	Rick Kehoe (1st)	Home	Oakland Seals
Jan. 7, 1974	Darryl Sittler (2nd)	Home	Atlanta Flames
Feb. 28, 1974	Paul Henderson (3rd)	Road	NY Islanders
Mar. 30, 1974	Lanny McDonald (1st)	Home	NY Rangers
Nov. 6, 1974	Darryl Sittler (3rd)	Home	Minnesota N. Stars
Nov. 15, 1974	Bill Flett (1st)	Road	Oakland Seals
Nov. 20, 1974	Dave Keon (5th)	Home	Pittsburgh Penguins
Dec. 14, 1974	Ron Ellis (5th)	Home	Atlanta Flames
Dec. 21, 1974	Inge Hammarstrom (1st)	Home	Boston Bruins
Feb. 25, 1975	Claire Alexander (1st)	Road	Minnesota N. Stars
Mar. 5, 1975	Darryl Sittler (4th)	Home	Detroit Red Wings
Mar. 8, 1975	Errol Thompson (1st)	Home	Minnesota N. Stars
Jan. 24, 1976	Errol Thompson (2nd)	Road	Vancouver Canucks
Feb. 7, 1976	***Darryl Sittler (5th)	Home	Boston Bruins
Feb. 23, 1976	Darryl Sittler (6th)	Home	Atlanta Flames
Mar. 20, 1976	Darryl Sittler (7th)	Home	Washington Capitals
Oct. 16, 1976	Lanny McDonald (2nd)	Home	Philadelphia Flyers
Dec. 1, 1976	Lanny McDonald (3rd)	Home	Los Angeles Kings
Feb. 2, 1977	**Ian Turnbull (1st)	Home	Detroit Red Wings
Feb. 16, 1977	Jack Valiquette (1st)	Road	Cleveland Barons
Feb. 20, 1977	Errol Thompson (3rd)	Road	Chicago Blackhawks
Oct. 22, 1977	Darryl Sittler (8th)	Home	Philadelphia Flyers
Oct. 29, 1977	Lanny McDonald (4th)	Home	Detroit Red Wings
Dec. 16, 1977	Bruce Boudreau (1st)	Road	Minnesota N. Stars
Oct. 14, 1978	Darryl Sittler (9th)	Home	NY Islanders
Dec. 23, 1978	Ron Ellis (6th)	Road	St. Louis Blues
Feb. 17, 1979	Walt McKechnie (1st)	Home	Los Angeles Kings
Mar. 17, 1979	Darryl Sittler (10th)	Home	Minnesota N. Stars
Mar. 31, 1979	Lanny McDonald (5th)	Home	Minnesota N. Stars
Apr. 1, 1979	Lanny McDonald (6th)	Road	Buffalo Sabres
Jan. 12, 1980	Wilf Paiement (1st)	Home	Vancouver Canucks
Jan. 16, 1980	Darryl Sittler (11th)	Road	Pittsburgh Penguins
Feb. 23, 1980	Rocky Saganiuk (1st)	Road	Winnipeg Jets
Mar. 2, 1980	Darryl Sittler (12th)	Road	Detroit Red Wings
Mar. 5, 1980	Darryl Sittler (13th)	Road	Pittsburgh Penguins
Mar. 29, 1980	Wilf Paiement (2nd)	Home	Edmonton Oilers
Oct. 25, 1980	Darryl Sittler (14th)	Road	Los Angeles Kings
Oct. 26, 1980	Darryl Sittler (15th)	Road	Vancouver Canucks
Dec. 15, 1980	Dan Maloney (1st)	Road	Minnesota N. Stars
Dec. 28, 1980	Darryl Sittler (16th)	Road	Chicago Blackhawks
Jan. 17, 1981	Pat Hickey (1st)	Road	Montreal Canadiens
Jan. 24, 1981	*Darryl Sittler (17th)	Home	Hartford Whalers
Mar. 14, 1981	Darryl Sittler (18th)	Home	Washington Capitals
Mar. 28, 1981	Wilf Paiement (3rd)	Home	Calgary Flames
Oct. 10, 1981	Borje Salming (1st)	Home	Chicago Blackhawks
Dec. 5, 1981	Bill Derlago (1st)	Home	Washington Capitals

\* Four goal game \*\* Five goal game \*\*\* Six goal game  
 (Number in parenthesis represents hat tricks as a Maple Leaf)



# ALL-TIME HAT TRICKS

DATE	PLAYER	HOME/ROAD	OPPOSITION
Dec. 19, 1981	Terry Martin (1st)	Road	Winnipeg Jets
Dec. 30, 1981	Terry Martin (2nd)	Home	St. Louis Blues
Jan. 31, 1982	Rick Vaive (1st)	Road	Chicago Blackhawks
Mar. 10, 1982	Terry Martin (3rd)	Home	Chicago Blackhawks
Mar. 17, 1982	Miroslav Frycer (1st)	Home	Quebec Nordiques
Mar. 22, 1982	*Rick Vaive (2nd)	Home	Chicago Blackhawks
Dec. 18, 1982	Miroslav Frycer (2nd)	Home	Chicago Blackhawks
Jan. 2, 1983	Rick Vaive (3rd)	Home	Detroit Red Wings
Jan. 12, 1983	John Anderson (1st)	Home	Boston Bruins
Feb. 16, 1983	Dan Daoust (1st)	Home	St. Louis Blues
Oct. 23, 1983	Rick Vaive (4th)	Road	Philadelphia Flyers
Dec. 8, 1983	Rick Vaive (5th)	Road	Hartford Whalers
Dec. 21, 1983	*Rick Vaive (6th)	Home	St. Louis Blues
Jan. 18, 1984	Rick Vaive (7th)	Home	Minnesota N. Stars
Mar. 7, 1984	Jim Korn (1st)	Home	New Jersey Devils
Mar. 12, 1984	Walt Poddubny (1st)	Home	Winnipeg Jets
Oct. 24, 1984	Bill Derlago (2nd)	Home	Detroit Red Wings
Dec. 14, 1984	Bill Derlago (3rd)	Road	Winnipeg Jets
Mar. 24, 1985	John Anderson (2nd)	Road	Detroit Red Wings
Apr. 3, 1985	Bill Derlago (4th)	Road	Minnesota N. Stars
Oct. 16, 1985	Rick Vaive (8th)	Home	Washington Capitals
Nov. 14, 1985	Rick Vaive (9th)	Home	Boston Bruins
Nov. 16, 1985	Greg Terrion (1st)	Home	Chicago Blackhawks
Nov. 23, 1985	Russ Courtnall (1st)	Home	Detroit Red Wings
Jan. 8, 1986	*Miroslav Frycer (3rd)	Home	Edmonton Oilers
Feb. 13, 1986	Miroslav Frycer (4th)	Road	Chicago Blackhawks
Feb. 25, 1986	Wendel Clark (1st)	Home	NY Rangers
Feb. 28, 1986	Walt Poddubny (2nd)	Road	Detroit Red Wings
Mar. 30, 1986	Miroslav Frycer (5th)	Road	Chicago Blackhawks
Oct. 9, 1986	Tom Fergus (1st)	Home	Montreal Canadiens
Oct. 11, 1986	*Wendel Clark (2nd)	Home	Buffalo Sabres
Nov. 5, 1986	Tom Fergus (2nd)	Home	St. Louis Blues
Nov. 16, 1986	Gary Leeman (1st)	Road	Chicago Blackhawks
Feb. 28, 1987	Rick Vaive (10th)	Home	Vancouver Canucks
Mar. 12, 1988	Peter Ihnacak (1st)	Home	Chicago Blackhawks
Oct. 17, 1988	Vincent Damphousse (1st)	Road	Montreal Canadiens
Nov. 21, 1988	Tom Fergus (3rd)	Home	St. Louis Blues
Feb. 17, 1989	Daniel Marois (1st)	Road	NY Rangers
Mar. 7, 1989	Daniel Marois (2nd)	Road	Quebec Nordiques
Mar. 19, 1989	Gary Leeman (2nd)	Road	Philadelphia Flyers
Mar. 25, 1989	Ed Olczyk (1st)	Home	Detroit Red Wings
Oct. 12, 1989	Wendel Clark (3rd)	Road	Chicago Blackhawks
Dec. 9, 1989	Ed Olczyk (2nd)	Home	Montreal Canadiens
Jan. 6, 1990	Daniel Marois (3rd)	Home	Los Angeles Kings
Jan. 8, 1990	Gary Leeman (3rd)	Home	Washington Capitals
Feb. 23, 1990	Vincent Damphousse (2nd)	Road	Edmonton Oilers
Mar. 8, 1990	Gary Leeman (4th)	Road	Hartford Whalers
Mar. 16, 1990	Vincent Damphousse (3rd)	Road	Buffalo Sabres
Oct. 5, 1991	Wendel Clark (4th)	Home	Detroit Red Wings
Oct. 26, 1991	Mike Bullard (1st)	Home	Detroit Red Wings
Jan. 11, 1992	Wendel Clark (5th)	Road	New Jersey Devils
Mar. 17, 1992	Glenn Anderson (1st)	Home	Quebec Nordiques
Oct. 15, 1993	Doug Gilmour (1st)	Home	Detroit Red Wings
Dec. 1, 1993	Dave Andreychuk (1st)	Home	St. Louis Blues
Feb. 28, 1994	Wendel Clark (6th)	Road	Ottawa Senators
Mar. 4, 1994	Wendel Clark (7th)	Road	Detroit Red Wings

\* Four goal game

(Number in parenthesis represents hat tricks as a Maple Leaf)



# ALL-TIME HAT TRICKS



DATE	PLAYER	HOME/ROAD	OPPOSITION
Mar. 9 1996	Kirk Muller (1st)	Home	Calgary Flames
Nov. 9, 1996	*Wendel Clark (8th)	Home	Edmonton Oilers
Dec. 21, 1996	Mats Sundin (1st)	Road	Colorado Avalanche
Dec. 4, 1997	Derek King (1st)	Road	St. Louis Blues
Nov. 12, 1998	Mats Sundin (2nd)	Road	Chicago Blackhawks
Feb. 10, 1999	Sergei Berezin (1st)	Home	Carolina Hurricanes
Apr. 1, 1999	Sergei Berezin (2nd)	Road	Edmonton Oilers
Apr. 7, 1999	*Yanic Perreault (1st)	Home	Ottawa Senators
Apr. 10, 1999	*Steve Sullivan (1st)	Home	Florida Panthers
Dec. 20, 1999	Nik Antropov (1st)	Road	Florida Panthers
Nov. 18, 2000	Jonas Hoglund (1st)	Road	Montreal Canadiens
Dec. 6, 2001	Gary Roberts (1st)	Road	New York Rangers
Nov. 5, 2002	Alexander Mogilny (1st)	Home	Tampa Bay Lightning
Dec. 23, 2002	Alexander Mogilny (2nd)	Home	Atlanta Thrashers
Oct. 14, 2005	Jeff O'Neill (1st)	Road	Atlanta Thrashers
Apr. 11, 2006	*Mats Sundin (3rd)	Home	Florida Panthers
Oct. 14, 2006	Mats Sundin (4th)	Home	Calgary Flames
Oct. 28, 2006	Tomas Kaberle (1st)	Road	Montreal Canadiens
Dec. 16, 2006	Kyle Wellwood (1st)	Home	NY Rangers
Jan. 4, 2007	Alex Steen (1st)	Road	Boston Bruins
Dec. 6, 2007	Nik Antropov (2nd)	Road	New York Rangers
Jan. 15, 2009	Jason Blake (1st)	Road	Carolina Hurricanes
Apr. 11, 2009	Boyd Devereaux (1st)	Home	Ottawa Senators
Oct. 26, 2009	Niklas Hagman (1st)	Road	Anaheim Ducks
Oct. 8, 2011	Phil Kessel (1st)	Home	Ottawa Senators
Nov. 2, 2011	Joffrey Lupul (1st)	Road	New Jersey Devils
Feb. 28, 2013	Nazem Kadri (1st)	Road	New York Islanders
Mar. 30, 2013	Nazem Kadri (2nd)	Road	Ottawa Senators
Oct. 22, 2013	Phil Kessel (2nd)	Home	Anaheim Ducks
Feb. 1, 2014	Phil Kessel (3rd)	Home	Ottawa Senators
Mar. 28, 2015	Tyler Bozak (1st)	Home	Ottawa Senators
Dec. 21, 2015	Tyler Bozak (2nd)	Road	Colorado Avalanche
Mar. 29, 2016	Nazem Kadri (3rd)	Road	Florida Panthers
Oct. 12, 2016	*Auston Matthews (1st)	Road	Ottawa Senators
Nov. 15, 2016	James van Riemsdyk (1st)	Home	Nashville Predators
Feb. 4, 2017	William Nylander (1st)	Road	Boston Bruins
Feb. 14, 2018	Nazem Kadri (4th)	Home	Columbus Blue Jackets
Mar. 14, 2018	James van Riemsdyk (2nd)	Home	Dallas Stars
Oct. 7, 2018	John Tavares (1st)	Road	Chicago Blackhawks
Nov. 24, 2018	Andreas Johnsson (1st)	Home	Philadelphia Flyers
Jan. 23, 2019	Nazem Kadri (5th)	Home	Washington Capitals
Mar. 4, 2019	Tyler Ennis (1st)	Road	Calgary Flames
Mar. 25, 2019	*John Tavares (2nd)	Home	Florida Panthers
Jan. 14, 2020	Auston Matthews (2nd)	Home	New Jersey Devils
Feb. 4, 2021	Jason Spezza (1st)	Home	Vancouver Canucks
Apr. 10, 2021	Auston Matthews (3rd)	Home	Ottawa Senators
Dec. 1, 2021	Auston Matthews (4th)	Home	Colorado Avalanche
Jan. 29, 2022	Michael Bunting (1st)	Road	Detroit Red Wings
Jan. 31, 2022	Auston Matthews (5th)	Home	New Jersey Devils
Feb. 26, 2022	*Mitch Marner (1st)	Road	Detroit Red Wings
Mar. 8, 2022	Auston Matthews (6th)	Home	Seattle Kraken
Apr. 4, 2022	Auston Matthews (7th)	Road	Tampa Bay Lightning
Nov. 2, 2022	John Tavares (11th)	Home	Philadelphia
Feb. 21, 2023	Ryan O'Reilly (4th)	Road	Buffalo

\* Four goal game

(Number in parenthesis represents hat tricks as a Maple Leaf)

# ALL-TIME PENALTY SHOTS

## PENALTY SHOTS FOR

DATE	LEAFS SHOOTER	GOALTENDER	H/R	RESULT
Dec. 11, 1934	Charlie Conacher	Andy Aitkenhead (New York Rangers)	Road	No Goal
Dec. 22, 1934	Charlie Conacher	Lorne Chabot (Blackhawks)	Home	No Goal
Mar. 2, 1935	Charlie Conacher	Roy Worters (Americans)	Home	No Goal
Feb. 8, 1936	Charlie Conacher	Roy Worters (Americans)	Home	Goal
Nov. 14, 1936	King Clancy	Mike Karakas (Blackhawks)	Home	Goal
Dec. 18, 1937	Gord Drillon	Earl Robertson (Americans)	Home	No Goal
Nov. 29, 1941	Sweeney Schriner	Earl Robertson (Americans)	Home	Goal
Mar. 7, 1942	Bob Goldham	Jim Henry (Rangers)	Home	Goal
Nov. 19, 1942	Bud Poile	Steve Buzinski (Rangers)	Road	Goal
Feb. 28, 1943	Billy Taylor	Paul Bibeault (Canadiens)	Road	Goal
Feb. 19, 1944	Jackie Hamilton	Bert Gardiner (Bruins)	Home	Goal
Mar. 6, 1946	Syl Apps	Mike Karakas (Blackhawks)	Road	Goal
Jan. 3, 1948	Max Bentley	Bill Durnan (Canadiens)	Home	No Goal
Mar. 1, 1950	Bill Barilko	Jack Gelineau (Bruins)	Road	Goal
Feb. 17, 1951	Tod Sloan	Chuck Rayner (Rangers)	Home	No Goal
Jan. 3, 1962	Dave Keon	Jacques Plante (Canadiens)	Home	No Goal
Feb. 7, 1962	Ron Stewart	Bruce Gamble (Bruins)	Home	No Goal
Jan. 31, 1963	Red Kelly	Jacques Plante (Canadiens)	Road	Goal
Mar. 4, 1964	Don McKenney	Eddie Johnston (Bruins)	Home	No Goal
Nov. 23, 1966	Frank Mahovlich	Glenn Hall (Blackhawks)	Home	Goal
Feb. 8, 1967	Pete Stelmowski	Roger Crozier (Red Wings)	Home	No Goal
Nov. 5, 1967	Bob Pulford	Gerry Cheevers (Bruins)	Road	No Goal
Mar. 9, 1968	Mike Walton	Roger Crozier (Red Wings)	Home	Goal
Mar. 10, 1968	Mike Walton	Jack Norris (Blackhawks)	Road	No Goal
Jan. 22, 1970	Norm Ullman	Wayne Rutledge (Kings)	Road	No Goal
Oct. 20, 1971	Paul Henderson	Roger Crozier (Sabres)	Home	No Goal
Oct. 20, 1973	Paul Henderson	Gilles Villemure (NYR)	Home	No Goal
Nov. 20, 1974	Dave Keon	Gary Inness (Penguins)	Home	Goal
Mar. 12, 1977	Lanny McDonald	Jim Rutherford (Red Wings)	Home	No Goal
Oct. 28, 1978	Lanny McDonald	Gilles Gilbert (Bruins)	Home	Goal
Jan. 3, 1979	Dan Maloney	Dan Bouchard (Flames)	Home	No Goal
Oct. 14, 1979	Lanny McDonald	Pete Peeters (Flyers)	Road	Goal
Oct. 9, 1982	Terry Martin	Glenn Resch (Devils)	Home	No Goal
Oct. 15, 1983	Greg Terrion	Tony Esposito (Blackhawks)	Home	Goal
Jan. 14, 1984	Greg Terrion	Murray Bannerman (Blackhawks)	Home	Goal
Jan. 1, 1986	Dan Daoust	Patrick Roy (Canadiens)	Home	No Goal
Dec. 4, 1986	Rick Vaive	Darren Eliot (Kings)	Road	Goal
Mar. 10, 1990	Tom Kurvers	Bill Ranford (Oilers)	Home	No Goal
Nov. 4, 1990	Gary Leeman	Pete Peeters (Flyers)	Home	No Goal
Nov. 24, 1993	Wendel Clark	Trevor Kidd (Flames)	Road	Goal
Mar. 4, 1994	Peter Zezel	Chris Osgood (Red Wings)	Road	No Goal
Mar. 15, 1995	Mats Sundin	Arturs Irbe (Sharks)	Road	Goal
Apr. 8, 1995	Dave Andreychuk	Tim Cheveldae (Jets)	Home	No Goal
Mar. 8, 1996	Wayne Presley	Sean Burke (Whalers)	Road	No Goal
Jan. 10, 1998	Mats Sundin	Andrei Trefilov (Blackhawks)	Home	No Goal
Feb. 7, 1998	Derek King	John Vanbiesbrouck (Panthers)	Home	Goal
Mar. 6, 1999	Steve Sullivan	Ron Tugnutt (Senators)	Road	No Goal
Feb. 14, 2000	Kevyn Adams	Arturs Irbe (Hurricanes)	Home	No Goal
Dec. 20, 2000	Gary Roberts	Mike Dunham (Predators)	Home	No Goal
Feb. 23, 2003	Robert Reichel	Tomas Vokoun (Predators)	Home	No Goal
Feb. 26, 2003	Mats Sundin	Garth Snow (Islanders)	Home	No Goal
Mar. 19, 2006	Chad Kilger	Marc-Andre Fleury (Penguins)	Road	Goal
Oct. 4, 2006	Mats Sundin	Martin Gerber (Senators)	Home	Goal
Dec. 15, 2006	John Pohl	Cam Ward (Hurricanes)	Road	No Goal
Dec. 23, 2006	Mats Sundin	Olaf Kolzig (Washington)	Home	Goal
Dec. 26, 2006	John Pohl	Manny Fernandez (Minnesota)	Home	Goal
Nov. 22, 2008	Matt Stajan	Nikolai Khabibulin (Blackhawks)	Home	No Goal
Jan. 1, 2009	Niklas Hagman	Ryan Miller (Sabres)	Home	No Goal
Mar. 5, 2011	Mikhail Grabovski	Corey Crawford (Blackhawks)	Home	No Goal
Mar. 31, 2011	Mikhail Grabovski	Tim Thomas (Bruins)	Road	No Goal



# ALL-TIME PENALTY SHOTS

## PENALTY SHOTS FOR Cont...

DATE	LEAFS SHOOTER	GOALTENDER	H/R	RESULT
Dec. 16, 2011	Nikolai Kulemin	Ryan Miller (Sabres)	Road	Goal
Jan. 7, 2012	Phil Kessel	Jimmy Howard (Red Wings)	Home	Goal
Feb. 27, 2013	Mikhail Grabovski	Carey Price (Canadiens)	Home	No Goal
Oct. 10, 2013	Carl Gunnarsson	Pekka Rinne (Predators)	Road	No Goal
Oct. 22, 2013	James van Riemsdyk	Jonas Hiller (Ducks)	Home	No Goal
Mar. 5, 2014	Tyler Bozak	Henrik Lundqvist (Rangers)	Road	Goal
Dec. 31, 2014	Phil Kessel	Tuukka Rask (Bruins)	Road	No Goal
Mar. 14, 2015	Phil Kessel	Eddie Lack (Canucks)	Road	Goal
Mar. 28, 2015	Joakim Lindstrom	Craig Anderson (Senators)	Home	No Goal
Nov. 14, 2015	Michael Grabner	Ryan Miller (Canucks)	Home	No Goal
Dec. 22, 2015	Michael Grabner	Louis Domingue (Coyotes)	Road	No Goal
Nov. 2, 2017	Auston Matthews	Jonathan Quick (Kings)	Road	Goal
Nov. 2, 2017	Auston Matthews	Jonathan Quick (Kings)	Road	No Goal
Jan. 24, 2018	William Nylander	Jeff Glass (Blackhawks)	Road	Goal (OT)
Feb. 26, 2018	Mitch Marner	Andrei Vasilevskiy (Lightning)	Road	No Goal
Oct. 6, 2018	Mitch Marner	Craig Anderson (Senators)	Home	No Goal
Oct. 12, 2022	Alexander Kerfoot	Jake Allen (Montreal)	Road	No Goal
Oct. 30, 2022	Alexander Kerfoot	John Gibson (Anaheim)	Road	No Goal
Dec. 27, 2022	TJ Brodie	Jordan Binnington (St. Louis)	Road	No Goal
Jan. 17, 2023	William Nylander	Sergei Bobrovsky (Florida)	Home	No Goal
Jan. 23, 2023	Michael Bunting	Ilya Sorokin (New York Islanders)	Home	No Goal
Mar. 29, 2023	Zach Aston-Reese	Alex Lyon (Florida)	Home	No Goal
Apr. 2, 2023	David Kampf	Alex Nedeljkovic (Detroit)	Home	No Goal

## PENALTY SHOTS AGAINST

DATE	OPPOSITION SHOOTER	GOALTENDER	H/R	RESULT
Nov. 10, 1934	Armand Mondou (Canadiens)	George Hainsworth	Home	No Goal
Dec. 8, 1934	Bun Cook (Rangers)	George Hainsworth	Home	No Goal
Jan. 8, 1935	Eddie Shore (Bruins)	George Hainsworth	Road	No Goal
Jan. 19, 1935	Glenn Brydson (Eagles)	George Hainsworth	Home	No Goal
Jan. 31, 1935	Bert Connelly (Rangers)	George Hainsworth	Home	No Goal
Mar. 9, 1935	Babe Siebert (Bruins)	George Hainsworth	Home	No Goal
Nov. 19, 1935	Jean Pusie (Canadiens)	George Hainsworth	Road	No Goal
Jan. 16, 1936	Bert Connelly (Rangers)	George Hainsworth	Road	Goal
Jan. 18, 1936	Babe Siebert (Bruins)	George Hainsworth	Home	Goal
Jan. 7, 1941	Tony Demers (Canadiens)	Turk Broda	Road	No Goal
Jan. 12, 1946	Carl Liscombe (Red Wings)	Frank McCool	Home	No Goal
Dec. 4, 1948	Jim Conacher (Blackhawks)	Turk Broda	Home	No Goal
Jan. 19, 1950	Maurice Richard (Canadiens)	Turk Broda	Road	Goal
Oct. 17, 1954	Joe Klukay (Bruins)	Harry Lumley	Road	No Goal
Dec. 31, 1961	Gordie Howe (Red Wings)	Johnny Bower	Road	Goal
Jan. 20, 1962	Wayne Connelly (Bruins)	Johnny Bower	Home	Goal
Dec. 8, 1963	Claude Laforge (Red Wings)	Don Simmons	Road	Goal
Dec. 28, 1963	Tom Williams (Bruins)	Johnny Bower	Home	No Goal
Dec. 12, 1964	John Bucyk (Bruins)	Terry Sawchuk	Home	Goal
Mar. 24, 1965	Yvon Cournoyer (Canadiens)	Johnny Bower	Home	No Goal
Nov. 5, 1966	Bob Nevin (Rangers)	Terry Sawchuk	Home	Goal
Nov. 27, 1971	Jim Pappin (Blackhawks)	Bernie Parent	Home	No Goal
Feb. 9, 1972	Syl Apps (Penguins)	Bernie Parent	Home	Goal
Mar. 25, 1972	Paul Curtis (Kings)	Bernie Parent	Road	No Goal
Feb. 16, 1974	Bob Leiter (Flames)	Dunc Wilson	Home	Goal
Mar. 8, 1975	Dennis Hextall (North Stars)	Gord McRae	Home	Goal
Mar. 9, 1975	Nelson Pyatt (Capitals)	Gord McRae	Road	Goal
Jan. 11, 1978	Steve Jensen (North Stars)	Mike Palmateer	Road	No Goal
Apr. 1, 1978	Gilbert Perreault (Sabres)	Mike Palmateer	Home	No Goal
Jan. 30, 1980	Mike Foligno (Red Wings)	Paul Harrison	Home	Goal
Mar. 29, 1980	Stan Weir (Oilers)	Mike Palmateer	Home	Goal
Jan. 16, 1982	Wayne Gretzky (Oilers)	Michel Larocque	Home	No Goal
Oct. 15, 1983	Rick Paterson (Blackhawks)	Mike Palmateer	Home	No Goal
Oct. 26, 1983	Ken Linseman (Oilers)	Rick St. Croix	Home	No Goal





# ALL-TIME PENALTY SHOTS

Dec. 26, 1984	John Tucker (Sabres)	Rick St. Croix	Road	No Goal
Jan. 2, 1985	Warren Young (Penguins)	Tim Bernhardt	Home	Goal
Mar. 6, 1986	Dave Poulin (Flyers)	Don Edwards	Road	No Goal
Dec. 7, 1986	Rick Meagher (Blues)	Ken Wregget	Road	Goal
Dec. 23, 1986	Dennis Maruk (North Stars)	Allan Bester	Road	No Goal
Nov. 15, 1987	Christian Ruuttu (Sabres)	Ken Wregget	Road	No Goal
Mar. 15, 1988	Lane Lambert (Nordiques)	Ken Wregget	Road	No Goal
Nov. 26, 1988	Dino Ciccarelli (North Stars)	Allan Bester	Home	No Goal
Dec. 12, 1988	Joe Nieuwendyk (Flames)	Jeff Reese	Home	No Goal
Dec. 29, 1988	Michel Goulet (Nordiques)	Allan Bester	Road	No Goal
Jan. 9, 1989	Greg Adams (Canucks)	Allan Bester	Home	No Goal
Feb. 22, 1989	Hakan Loob (Flames)	Jeff Reese	Road	No Goal
Mar. 7, 1989	Anton Stastny (Nordiques)	Allan Bester	Road	No Goal
Jan. 5, 1991	Wayne Gretzky (Kings)	Peter Ing	Home	No Goal
Jan. 3, 1992	Steve Yzerman (Red Wings)	Grant Fuhr	Road	Goal
Oct. 22, 1992	Brian Bradley (Lightning)	Felix Potvin	Road	No Goal
Dec. 11, 1992	Theoren Fleury (Flames)	Rick Wamsley	Home	Goal
Dec. 27, 1992	Brendan Shanahan (Blues)	Grant Fuhr	Road	No Goal
Nov. 20, 1993	Scott Pearson (Oilers)	Damian Rhodes	Road	No Goal
Mar. 21, 1995	Geoff Courtnall (Canucks)	Damian Rhodes	Road	No Goal
Nov. 21, 1996	Donald Audette (Sabres)	Felix Potvin	Road	No Goal
Nov. 18, 1998	Adam Oates (Capitals)	Curtis Joseph	Road	Goal
Mar. 17, 1999	Landon Wilson (Bruins)	Curtis Joseph	Home	No Goal
Apr. 1, 2000	Ulf Dahlen (Capitals)	Curtis Joseph	Road	No Goal
Oct. 11, 2000	Brad Isbister (Islanders)	Glenn Healy	Home	No Goal
Oct. 18, 2001	Markus Naslund (Canucks)	Curtis Joseph	Road	Goal
Oct. 30, 2001	Vincent Lecavalier (Lightning)	Curtis Joseph	Road	No Goal
Nov. 6, 2001	Joe Sacco (Capitals)	Curtis Joseph	Home	No Goal
Dec. 1, 2001	Kyle Calder (Blackhawks)	Curtis Joseph	Home	No Goal
Jan. 22, 2002	Jarome Iginla (Flames)	Curtis Joseph	Road	No Goal
Dec. 28, 2002	Mike Comrie (Oilers)	Ed Belfour	Road	No Goal
Nov. 15, 2003	Marco Sturm (Sharks)	Mikael Tellqvist	Road	No Goal
Dec. 31, 2005	Scott Gomez (Devils)	Ed Belfour	Road	Goal
Feb. 4, 2006	Viktor Kozlov (Devils)	Ed Belfour	Home	No Goal
Jan. 20, 2007	Jarkko Ruutu (Penguins)	Andrew Raycroft	Road	Goal
Jan. 30, 2007	Eric Belanger (Hurricanes)	Andrew Raycroft	Road	No Goal
Feb. 17, 2007	Marc-Antoine Pouliot (Oilers)	Andrew Raycroft	Home	Goal
Mar. 29, 2008	Chris Higgins (Canadiens)	Vesa Toskala	Home	No Goal
Feb. 26, 2009	Sean Bergenheim (Islanders)	Vesa Toskala	Road	No Goal
Apr. 4, 2009	Guillaume Latendresse (Canadiens)	Martin Gerber	Home	No Goal
Oct. 6, 2009	Daniel Alfredsson (Senators)	Jonas Gustavsson	Home	Goal
Oct. 13, 2010	Evgeni Malkin (Penguins)	Jonas Gustavsson	Road	No Goal
Oct. 30, 2010	Ryan Callahan (NY Rangers)	Jean-Sebastien Giguere	Home	Goal
Nov. 2, 2010	Mike Fisher (Senators)	Jean-Sebastien Giguere	Home	Goal
Dec. 16, 2010	Jarome Iginla (Flames)	Jonas Gustavsson	Road	No Goal
Mar. 8, 2011	Matt Martin (Islanders)	James Reimer	Road	No Goal
Feb. 14, 2012	Paul Byron (Flames)	Jonas Gustavsson	Road	Goal
Feb. 28, 2013	Michael Grabner (Islanders)	James Reimer	Road	No Goal
Oct. 2, 2013	Wayne Simmonds (Flyers)	Jonathan Bernier	Road	No Goal
Jan. 15, 2014	Zemgus Girgensons (Sabres)	James Reimer	Home	No Goal
Nov. 2, 2015	Valeri Nichushkin (Stars)	James Reimer	Home	No Goal
Dec. 17, 2015	Chris Tierney (Sharks)	Jonathan Bernier	Home	No Goal
Dec. 17, 2016	Carl Hagelin (Penguins)	Frederik Andersen	Home	No Goal
Dec. 28, 2016	Denis Malgin (Panthers)	Frederik Andersen	Road	No Goal
Feb. 14, 2017	Jason Chimera (Islanders)	Frederik Andersen	Home	Goal
Mar. 24, 2018	Martin Frk (Red Wings)	Frederik Andersen	Home	No Goal
Oct. 5, 2019	Jeff Petry (Canadiens)	Michael Hutchinson	Home	Goal
Oct. 21, 2019	Gustav Nyquist (Blue Jackets)	Frederik Andersen	Home	Goal (OT)
Nov. 29, 2019	Rasmus Asplund (Sabres)	Michael Hutchinson	Road	No Goal
Dec. 28, 2019	Pavel Buchnevich (NY Rangers)	Frederik Andersen	Home	No Goal
Jan. 12, 2020	Frank Vatrano (Panthers)	Michael Hutchinson	Road	No Goal
Jan. 30, 2021	Tyler Ennis (Oilers)	Frederik Andersen	Road	No Goal
Nov. 5, 2022	Brad Marchand (Boston)	Ilya Samsonov	Home	Goal



# ALL-TIME SHOOTOUT RESULTS

## ALL-TIME SHOOTER STATISTICS:

Player Goals	Attempts	Goals	Percentage	Game Deciding
ALLISON, Jason	3	0	0.0	0
ANTROPOV, Nik	6	1	16.7	0
ARMSTRONG, Colby	2	2	100.0	1
BLAKE, Jason	10	4	40.0	1
BOYES, Brad	1	0	0.0	0
BOZAK, Tyler	44	19	43.2	4
BROWN, Connor	1	0	0.0	0
BUNTING, Michael	1	1	100.0	0
CLARKSON, David	2	0	0.0	0
COLBORNE, Joe	1	0	0.0	0
CONNOLLY, Tim	2	2	100.0	0
ENGVALL, Pierre	1	0	0.0	0
ENNIS, Tyler	1	0	0.0	0
FRANSON, Cody	1	0	0.0	0
FRATTIN, Matt	3	1	33.3	0
GRABOVSKI, Mikhail	14	3	21.4	1
HAGMAN, Niklas	6	2	33.3	1
HAMILTON, Jeff	2	2	100.0	1
HOLLAND, Peter	13	5	38.5	2
JÄRNKROK, Calle	1	0	0.0	0
JOHANSSON, Andreas	1	1	100.0	1
KABERLE, Tomas	12	5	41.7	1
KADRI, Nazem	25	5	20.0	3
KAPANEN, Kasper	3	0	0.0	0
KASE, Ondrej	1	0	0.0	0
KERFOOT, Alexander	3	2	66.7	2
KESSEL, Phil	28	5	17.9	4
KUBINA, Pavel	2	0	0.0	0
KULEMIN, Nikolai	20	6	30.0	2
LINDROS, Eric	3	1	33.3	1
LINDSTROM, Joakim	1	0	0.0	0
LUNDMARK, Jamie	1	0	0.0	0
LUPUL, Joffrey	24	11	45.8	8
MacARTHUR, Clarke	3	0	0.0	0
MARLEAU, Patrick	5	1	20.0	0
MARNER, Mitch	27	6	22.2	2
MATTHEWS, Auston	30	11	36.7	1
McMANN, Bobby	1	0	0.0	0
MIKHEYEV, Ilya	2	0	0.0	0
MITCHELL, John	6	4	66.7	2
NYLANDER, William	21	5	23.8	2
O'NEILL, Jeff	3	1	33.3	1
PARENTEAU, P.A.	11	4	36.4	2
PERREAULT, Yanic	2	1	50.0	0
PHANEUF, Dion	0	0	0.0	0
POHL, John	3	1	33.3	1
PONIKAROVSKY, Alexei	12	1	8.3	0
RAYMOND, Mason	7	2	28.6	1
RIELLY, Morgan	2	0	0.0	0
SANDIN, Rasmus	1	0	0.0	0
SANTORELLI, Mike	5	3	60.0	1
SOSHNIKOV, Nikita	3	1	33.3	1
SPEZZA, Jason	8	5	62.5	1
STAJAN, Matt	4	1	25.0	0
STAPLETON, Tim	1	1	100.0	1
STEEN, Alex	6	2	33.3	0



# ALL-TIME SHOOTOUT RESULTS

STEMPNIAK, Lee	7	1	14.3	0
SUNDIN, Mats	24	10	41.7	4
TAVARES, John	5	0	0.0	0
TIMASHOV, Dmytro	1	0	0.0	0
TLUSTY, Jiri	1	0	0.0	0
TUCKER, Darcy	11	2	18.2	1
van RIEMSDYK, James	25	7	28.0	4
VERSTEEG, Kris	3	1	33.3	0
WELLWOOD, Kyle	6	1	16.7	1
WILLIAMS, Jeremy	2	1	50.0	0

## ALL-TIME GOALTENDER STATISTICS:

GOALTENDER	SHOTS FACED	SAVES	PERCENTAGE	WINS	LOSSES
ANDERSEN, Frederik	89	59	66.3	8	15
AUBIN, Jean-Sebastien	16	11	68.8	1	3
BELFOUR, Ed	14	8	57.1	2	4
BERNIER, Jonathan	59	36	61.0	9	9
CAMPBELL, Jack	12	6	50.0	3	1
CLEMMENSEN, Scott	3	2	66.7	1	0
ENROTH, Jhonas	3	2	66.7	0	1
GIGUERE, Jean-Sebastien	23	12	52.2	3	4
GUSTAVSSON, Jonas	28	17	60.7	5	5
HUTCHINSON, Michael	2	1	50.0	1	0
JOSEPH, Curtis	11	8	72.7	2	1
KALLGREN, Erik	7	1	85.7	1	0
MURRAY, Matt	9	6	66.7	1	0
POGGE, Justin	2	0	0.0	0	1
RAYCROFT, Andrew	38	23	60.5	3	7
REIMER, James	90	63	70.0	12	14
SAMSONOV, Ilya	6	2	33.3	0	2
SCRIVENS, Ben	5	3	60.0	1	1
SPARKS, Garret	11	9	81.8	2	1
TELLQVIST, Mikael	5	3	60.0	1	1
TOSKALA, Vesa	48	26	54.2	7	9



# GAME-BY-GAME OVERTIME RESULTS



SEASON	DATE	OPPONENT	RESULT	GWG	GOALTENDERS
1983-84	Nov. 26, 1983	vs. MIN	L-7-6	Broten	Palmateer/Beaupre
	Jan. 12, 1984	at MIN	L-5-4	McCarthy	Bester/ Meloche
	Mar. 10, 1984	vs. DET	W-4-3	Gavin	Bester/ Micalfe
	Mar. 12, 1984	vs. WPG	L-8-7	MacLean	Bester/ Soetaert
1984-85	Oct. 11, 1984	at MIN	W-1-0	Frycer	Bester/ Beaupre
	Oct. 13, 1984	vs. BUF	W-4-3	Benning	Wregget/ Barrasso
	Oct. 31, 1984	at StL	L-6-5	Sutter	Wregget/ Liut
	Feb. 10, 1985	vs. MTL	W-3-2	Vaive	Bernhardt/ Penny
	Feb. 17, 1985	at HFD	W-5-4	Daoust	Wregget/ Weeks
	Feb. 25, 1985	vs. CHI	L-4-3	D. Wilson	Bernhardt/ Bannerman
	Mar. 18, 1985	vs. StL	W-4-3	Anderson	Bernhardt/ Wamsley
	1985-86	Oct. 16, 1985	vs. WSH	L-6-5	Duchesne
Nov. 12, 1985		at StL	L-4-3	Mullen	Bernhardt/ Wamsley
Nov. 30, 1985		vs. BUF	W-3-2	Thomas	Edwards/ Puppa
Jan. 25, 1986		at MTL	L-3-2	Smith	Bernhardt/ Roy
Feb. 6, 1986		at MIN	L-8-7	Rouse	Edwards/ Beaupre
Feb. 8, 1986		vs. StL	W-3-2	Courttnall	Wregget/ Wamsley
Feb. 13, 1986		at CHI	L-5-4	Fraser	Wregget/ Sauve
Feb. 20, 1986		at CGY	W-7-6	Fergus	Wregget/ Lemelin
Mar. 15, 1986		vs. PHI	L-6-5	Crossman	Edwards/ Froese
Mar. 30, 1986		at CHI	W-5-4	Frycer	Wregget/ Sauve
1986-87		Dec. 13, 1986	vs. PIT	W-3-2	Thomas
	Dec. 17, 1986	at NJ	L-3-2	Sulliman	Wregget/ Chevrier
	Dec. 19, 1986	vs. MIN	L-6-5	Broten	Wregget/ Takko
	Dec. 20, 1986	vs. BUF	W-5-4	Thomas	Bester/ Cloutier
	Dec. 23, 1986	at MIN	W-4-3	Vaive	Wregget/ Takko
	Jan. 26, 1987	vs. CGY	L-6-5	Patterson	Bester/ Lemelin
	Mar. 9, 1987	at StL	L-3-2	Paslawski	Wregget/ Wamsley
1987-88	Dec. 1, 1987	at MIN	L-3-2	Bellows	Wregget/ Beaupre
	Dec. 7, 1987	vs. DET	W-5-4	Courttnall	Bester/ Hanlon
	Mar. 26, 1988	at StL	L-3-2	Paslawski	Wregget/ Millen
1988-89	Jan. 25, 1989	vs. BOS	L-2-1	Brickley	Wregget/ Lemelin
	Feb. 22, 1989	at CGY	W-4-3	Leeman	Reese/ Wamsley
	Feb. 23, 1989	at VAN	L-2-1	Sandlak	Bester/ McLean
	Apr. 1, 1989	at StL	L-4-3	G. Cavallini	Bester/ Millen (EN)
	Apr. 2, 1989	at CHI	L-4-3	Murray	Bester/ Chevier
1989-90	Oct. 27, 1989	at BUF	L-6-5	Turgeon	Laforest/ Malarchuk
	Nov. 18, 1989	at MTL	L-4-3	Naslund	Bester/ Roy
	Nov. 29, 1989	at VAN	W-3-2	Damphousse	Leforest/ McLean
	Dec. 30, 1989	at BOS	W-7-6	Clark	Bester/ Moog
	Mar. 2, 1990	at DET	L-3-2	Yzerman	Reese/ Chevaldae
	Mar. 17, 1990	vs. WPG	L-5-4	Taglianetti	Laforest/ Essensa
	Mar. 24, 1990	at QUE	W-4-3	Osborne	Reese/ Tugnut
1990-91	Nov. 27, 1990	at StL	W-4-3	Clark	Ing/ Joseph
	Dec. 6, 1990	at MIN	W-2-1	Ramage	Ing/ Casey
	Jan. 17, 1991	vs. PIT	L-6-5	Young	Ing/ Barasso
	Feb. 4, 1991	vs. StL	W-6-5	Hannan	Ing/ Joseph
	Feb. 25, 1991	at DET	L-5-4	Racine	Reese/ Chevaldae
	Mar. 16, 1991	vs. MIN	W-4-3	Petit	Ing/ Hayward
1991-92	Jan. 6, 1992	vs. StL	W-3-2	Ellett	Fuhr/ Joseph
	Feb. 5, 1992	vs. MIN	W-3-2	Clark	Fuhr/ Casey
	Feb. 29, 1992	vs. CHI	W-6-5	Clark	Fuhr/ Belfour
	Mar. 17, 1992	vs. QUE	W-4-3	Anderson	Fuhr/ Fiset
1992-93	Nov. 26, 1992	vs. QUE	L-5-4	Nolan	Potvin/ Hextall
	Apr. 13, 1993	vs. StL	W-2-1	Zezel	Potvin/ Joseph
1993-94	Oct. 21, 1993	at FLA	W-4-3	Pearson	Rhodes/ Vanbsbrk.
	Jan. 13, 1994	vs. DAL	W-4-3	Anderson	Potvin/ Wakaluk
	Feb. 15, 1994	vs. DET	W-5-4	Clark	Potvin/ Chevaldae
	Mar. 4, 1994	at DET	W-6-5	Clark	Potvin/ Osgood
	Mar. 28, 1994	at VAN	L-3-2	Craven	Potvin/ Whitmore
1994-95	No Overtime Scoring				
1995-96	Oct. 20, 1995	vs. CGY	W-4-3	Craig	Potvin/ Tabaracci
	Nov. 16, 1995	at TB	W-5-4	Hogue	Potvin/ Puppa

# GAME-BY-GAME OVERTIME RESULTS

	Dec. 17, 1995	at ANA	W-3-2	AndreYchuk	Rhodes/ Shtalenkov
	Dec. 30, 1995	at StL	W-4-3	Sundin	Potvin/ Fuhr
	Feb. 21, 1996	vs. TB	L-3-2	Bellows	Potvin/ Puppa
	Mar. 20, 1996	vs. DET	L-4-3	McCarty	Beaupre/ Osgood
1996-97	Jan. 7, 1997	at CGY	L-4-3	Gagner	Potvin/ Kidd
	Jan. 24, 1997	at CHI	W-2-1	Muller	Potvin/ Hackett
1997-98	Mar. 28, 1998	vs. NYI	W-4-3	Cote	Potvin/ Salo
1998-99	Nov. 28, 1998	vs. OTT	W-3-2	D. King	Joseph/ Dafoe
	Dec. 5, 1998	at MTL	W-4-3	Kaberle	Joseph/ Hackett
	Jan. 4, 1999	vs. TB	W-5-4	Modin	Joseph/ Ranford
	Feb. 17, 1999	at BUF	W-3-2	Sundin	Healy/ Hasek
	Feb. 20, 1999	vs. MTL	W-3-2	Thomas	Joseph/ Hackett
	Mar. 8, 1999	at NYR	L-3-2	Nedved	Healy/ Richter
	Apr. 14, 1999	vs. NYI	W-3-2	Berard	Joseph/ Potvin
1999-00	Nov. 11, 1999	at BOS	L-4-3	Axelsson	Joseph/ Dafoe
	Nov. 20, 1999	vs. NYR	W-4-3	Korolev	Joseph/ Richter
	Nov. 26, 1999	at PHI	L-3-2	Recchi	Healy/ Boucher
	Dec. 4, 1999	vs. PIT	W-3-2	Sundin	Sundin/ Barrasso
	Dec. 6, 1999	vs. BUF	W-3-2	Thomas	Joseph/ Roloson
	Jan. 5, 2000	at NYR	L-3-2	Graves	Joseph/ Richter
	Jan. 14, 2000	at EDM	W-3-2	Sundin	Joseph/ Salo
	Jan. 17, 2000	at VAN	W-5-4	Thomas	Joseph/ Potvin
	Mar. 6, 2000	at VAN	W-6-5	Sundin	Healy/ Snow
	Mar. 16, 2000	at DET	W-4-3	Sundin	Joseph/ Osgood
2000-01	Oct. 28, 2000	at BOS	W-2-1	Sundin	Joseph/ Raycroft
	Nov. 15, 2000	vs. PHI	L-2-1	Recchi	Joseph/ Cachmanek
	Nov. 29, 2000	vs. StL	L-6-5	Hecht	Joseph/ Johnson
	Dec. 16, 2000	vs. CGY	L-6-5	Bure	Joseph/ Vernon
	Jan. 18, 2001	at NYR	L-2-1	Leetch	Joseph/ Richter
	Jan. 25, 2001	at ATL	W-2-1	McCabe	Healy/ Hnilicka
	Mar. 1, 2001	at WSH	W-3-2	Roberts	Joseph/ Kolzig
	Mar. 3, 2001	vs. OTT	L-3-2	Yashin	Joseph/ Lalime
2001-02	Oct. 25, 2001	at BOS	L-2-1	Thornton	Schwab/ Dafoe
	Nov. 9, 2001	at NJ	L-3-2	Elias	Joseph/ Brodeur
	Nov. 17, 2001	at OTT	L-2-1	Rachunek	Joseph/ Lalime
	Dec. 13, 2001	at StL	W-4-3	Sundin	Joseph/ Johnson
	Jan. 17, 2002	at NSH	L-3-2	Johnson	Schwab/ Dunham
	Mar. 19, 2002	vs. NYI	W-3-2	Cross	Schwab/ Osgood
	Apr. 1, 2002	at DET	W-5-4	Sundin	Schwab/ Legace
2002-03	Nov. 12, 2002	vs. LA	W-4-3	Sundin	Belfour/ Storr
	Dec. 3, 2002	vs. TB	W-4-3	Pilar	Belfour/ Khabibulin
	Dec. 28, 2002	at EDM	L-3-2	Marchant	Belfour/ Salo
	Jan. 18, 2003	at MTL	W-3-2	Antropov	Tellqvist/ Theodore
	Feb. 6, 2003	at TB	W-3-2	Antropov	Kidd/ Khabibulin
	Mar. 13, 2003	at CGY	L-4-3	Clark	Kidd/ Turek
	Mar. 20, 2003	at CLB	L-4-3	Wright	Kidd/ Denis
	Mar. 22, 2003	vs. BUF	W-3-2	McCabe	Belfour/ Norenen
	Mar. 29, 2003	vs. WSH	W-4-3	Sundin	Belfour/ Charpentier
	Apr. 1, 2003	at NJ	W-3-2	Kaberle	Belfour/ Brodeur
2003-04	Oct. 27, 2003	vs. ATL	L-2-3	Savard	Belfour/ Nurminen
	Nov. 18, 2003	at CGY	L-2-3	Lydman	Belfour/ McLennan
	Dec. 9, 2003	vs. StL	L-2-3	Pronger	Belfour/ Osgood
	Dec. 26, 2003	at NYR	W-6-5	Sundin	Belfour/ Markannen
	Feb. 5, 2004	at OTT	W-5-4	Nolan	Kidd/Lalime
	Feb. 19, 2004	at CAR	W-2-1	Tucker	Tellqvist/ Weekes
	Mar. 15, 2004	at BUF	W-6-5	Kaberle	Kidd/ Biron
2004-05	Did not play due to work stoppage				
2005-06	Oct. 20, 2005	vs. CAR	W 5-4	KLEE	Belfour / Ward
	Nov. 12, 2005	at MTL	W 5-4	O'NEILL	Belfour / Theodore
	Nov. 26, 2005	vs. MTL	W 4-3	SUNDIN	Belfour / Theodore
	Dec. 27, 2005	at PIT	W 3-2	KABERLE	Tellqvist / Fleury
	Jan. 2, 2006	vs. PIT	W 3-2	MCCABE	Belfour / Thibault
	Jan. 28, 2006	vs. MTL	L 3-4	Koivu	Tellqvist / Theodore
	Apr. 11, 2006	vs. FLA	W 6-5	KABERLE	Aubin / McLennan
	Apr. 13, 2006	at NYI	W 4-3	STAJAN	Aubin / Snow
	Eric Lindros, Mats Sundin and Darcy Tucker each earned shootout game-deciding shootout goals in 2005-06.				



# GAME-BY-GAME OVERTIME RESULTS



2006-07	Oct. 14, 2006	vs. CGY	W-5-4	SUNDIN	Raycroft/ Kiprusoff	
	Nov. 16, 2006	at BOS	L-1-2	Bergeron	Aubin/ Thomas	
	Dec. 30, 2006	vs. OTT	L-2-3	Phillips	Raycroft/ Emery	
	Feb. 10, 2007	vs. PIT	L-5-6	Staal	Raycroft/ Fleury	
	Mar. 10, 2007	vs. OTT	W-4-3	TUCKER	Raycroft/ Emery	
	Mar. 29, 2007	at ATL	L-2-3	Kozlov	Raycroft/ Hedberg	
	Mar. 31, 2007	vs. PIT	W-5-4	KABERLE	Raycroft/ Thibault, Fleury	
	Apr. 3, 2007	vs. PHI	W-3-2	McCABE	Raycroft/ Biron	
	Mats Sundin, Kyle Wellwood, John Pohl and Jeff O'Neill each earned shootout game-deciding shootout goals in 2006-07.					
	2007-08	Oct. 3, 2007	vs. OTT	3-4 L	Heatley	Raycroft/ Gerber
		Oct. 6, 2007	vs. MTL	4-3 W	KABERLE	Toskala/ Huet
		Oct. 15, 2007	at BUF	4-5 L	Gaustad	Raycroft/ Thibault
		Nov. 13, 2007	vs. MTL	3-4 L	Komisarek	Raycroft/ Price
		Dec. 18, 2007	at CAR	2-3 L	Walker	Toskala/ Graham
		Dec. 22, 2007	at FLA	2-1 W	KUBINA	Toskala/ Vokoun
Dec. 26, 2007		at NYI	3-4 L	Comrie	Raycroft/DiPietro, Dubielewicz(W)	
Jan. 31, 2008		at CAR	2-3 L	Brind'Amour	Toskala/ Ward	
Feb. 9, 2008		vs. DET	3-2 W	ANTROPOV	Toskala/ Hasek	
Feb. 16, 2008		vs. BOS	4-3 W	TUCKER	Toskala/ Thomas	
Feb. 29, 2008		at TB	2-3 L	Boyle	Toskala/ Smith	
Mar. 11, 2008		vs. PHI	4-3 W	KUBINA	Toskala/ Biron	
Mats Sundin (2) and Tomas Kaberle each scored game-deciding shootout goals in 2007-08.						
2008-09		Nov. 4, 2008	vs. CAR	4-5 L	Wallin	Toskala/ Ward
		Nov. 22, 2008	vs. CHI	4-5 L	Bolland	Toskala/ Khabibulin
	Dec. 30, 2008	vs. ATL	4-3 W	KUBINA	Joseph/ Hedberg	
	Jan. 16, 2009	at ATL	3-4 L	Peverley	Toskala/ Lehtonen	
	Feb. 3, 2009	vs. FLA	3-4 L	McCabe	Toskala/ Anderson	
	Feb. 10, 2009	at FLA	4-5 L	Zednik	Toskala/ Vokoun	
	Feb. 22, 2009	at NYR	3-2 W	HAGMAN	Toskala/ Lundqvist	
	Feb. 28, 2009	at OTT	4-3 W	KUBINA	Joseph/ Elliott	
	Mar. 3, 2009	vs. NJD	2-3 L	Oduya	Toskala/ Brodeur	
	Mar. 10, 2009	vs. NYI	3-2 W	GRABOVSKI	Gerber/ MacDonald	
	Niklas Hagman, Jason Blake, Nikolai Kulemin, Tim Stapleton, John Mitchell and Jeff Hamilton each scored game-deciding shootout goals in 2008-09.					
	2009-10:	Oct. 1, 2009	vs. MTL	3-4 L	Gorges	Toskala/Price
		Oct. 28, 2009	at DAL	3-4 L	Neal	Gustavsson/ Turco
		Oct. 30, 2009	at BUF	2-3 L	Connolly	Gustavsson/Miller
		Nov. 3, 2009	TBL	1-2 L	Malone	Gustavsson/Niittymaki
Nov. 23, 2009		NYI	3-4 L	Bailey	Toskala,Gustavsson(OTL)/Roloson	
Dec. 21, 2009		BUF	2-3 L	Roy	Gustavsson/Miller	
Dec. 26, 2009		at MTL	2-3 L	A. Kostitsyn	Gustavsson/Halak	
Jan. 21, 2010		at TBL	2-3 L	St. Louis	Gustavsson/Niittymaki	
Jan. 29, 2010		at NJD	4-5 L	Zajac	Gustavsson,Toskala(OTL)/Brodeur	
Mar. 9, 2010		BOS	4-3 W	KULEMIN	Gustavsson/Thomas	
Mar. 11, 2010		TBL	4-3 W	KESSEL	Giguere/Smith	
Mar. 25, 2010		at ATL	2-1 W	GRABOVSKI	Gustavsson/Pavelec	
Mar. 27, 2010		NYR	3-2 W	KULEMIN	Gustavsson/Lundqvist	
Apr. 3, 2010		BOS	1-2 L	Satan	Gustavsson/Rask	
Apr. 10, 2010		MTL	4-3 W	PHANEUF	Giguere/Halak	
Phil Kessel (2), Nikolai Kulemin and John Mitchell each scored game-deciding shootout goals in 2009-10.						
2010-11:	Oct. 15, 2010	at NYR	4-3 W	KESSEL	Giguere/Lundqvist	
	Oct. 18, 2010	NYI	1-2 L	Tavares	Giguere/Roloson	
	Nov. 30, 2010	TBL	3-4 L	Gagne	Gustavsson/Ellis	
	Feb. 10, 2011	NJD	1-2 L	Kovalchuk	Reimer/Hedberg	
	Feb. 27, 2011	at ATL	2-3 L	Hainsey	Reimer,Giguere(OT)/Mason	
	Mar. 2, 2011	PIT	3-2 W	GRABOVSKI	Reimer/Fleury	
	Mar. 8, 2011	at NYI	3-4 L	Comeau	Reimer/Montoya	
	Colby Armstrong, Tyler Bozak, Mikhail Grabovski, Phil Kessel and Nazem Kadri each scored game-deciding shootout goals in 2010-11.					
	2011-12:	Oct. 17, 2011	vs. COL	2-3 L	Jones	Reimer/Giguere
		Oct. 22, 2011	at MTL	5-4 W	GRABOVSKI	Reimer,Gustavsson(W)/Price
Dec. 6, 2011		vs. NJD	2-3 L	Clarkson	Reimer/Brodeur	
Dec. 13, 2011		vs. CAR	2-1 W	CONNOLLY	Reimer/Ward	
Dec. 29, 2011		at CAR	3-4 L	Staal	Reimer/Ward	
Jan. 24, 2012		at NYI	4-3 W	MacARTHUR	Gustavsson/Montoya	
Feb. 15, 2012		at EDM	4-3 W	CONNOLLY	Reimer/Khabibulin	

# GAME-BY-GAME OVERTIME RESULTS

	Feb. 21, 2012	NJD	3-4 L	Fayne	Gustavsson/Brodeur
	Apr. 3, 2012	at BUF	5-6 L	Roy	Scrivens/Miller
	Apr. 5, 2012	TBL	3-2 W	PHANEUF	Scrivens/Roloson
	Joffrey Lupul (2), Phil Kessel and Nazem Kadri each scored game-deciding goals in 2011-12.				
2012-13:	Jan. 29	at BUF	4-3 W	FRATTIN	Reimer/Miller
	Feb. 28	at NYI	5-4 W	PHANEUF	Reimer/Nabokov
2013-14:	Oct. 12	vs. EDM	6-5 W	BOLLAND	Bernier/Dubnyk
	Nov. 29	at BUF	2-3 L	Ehrhoff	Reimer/Miller
	Dec. 5	vs. DAL	3-2 W	SMITH	Bernier/Lehtonen
	Jan. 25	at WPG	4-5 L	Byfuglien	Reimer,Bernier(OT)/Pavalec
	Feb. 27	at NYI	4-5 L	Visnovsky	Bernier/Nabokov
	Mar. 1	at MTL	3-4 L	Pacioretty	Bernier/Budaj
	Mar. 5	at NYR	3-2 W	BOZAK	Bernier/Lundqvist
	Mar. 8	vs. PHI	4-3 W	LUPUL	Bernier/Mason
	Apr. 3	vs. BOS	4-3 W	KADRI	Bernier,Reimer(W)/Johnson
	Joffrey Lupul (4), James van Riemsdyk (3), Tyler Bozak and Mason Raymond each scored game-deciding shootout goals in 2013-14.				
2014-15:	Oct. 14	vs. COL	W 3-2	KESSEL	Reimer/ Varlamov
	Oct. 18	at DET	L 0-1	Zetterberg	Bernier/ Gustavsson
	Nov. 26	at PIT	L 3-4	Comeau	Bernier/Fleury
	Feb. 21	vs. WPG	W 4-3	VAN RIEMSDYK	Bernier/Hutchinson
	Mar. 9	vs. NYI	L 3-4	Tavares	Bernier/ Neuvirth
	Mar. 28	vs. OTT	W 4-3	BREWER	Reimer/Anderson
	Tyler Bozak, Peter Holland, Nazem Kadri, Joffrey Lupul and Mike Santorelli, each scored game-deciding shootout goals in 2014-15.				
2015-16:	Nov. 6	vs. DET	L 1-2	Kindl	Reimer/Mrazek
	Dec. 15	vs. TBL	L 4-5	Namestnikov	Bernier/Vasilevskiy
	Dec. 17	vs. SJS	L 4-5	Burns	Sparks, Bernier/Jones
	Jan. 21	vs. CAR	L 0-1	J. Staal	Reimer/Lack
	Feb. 2	at BOS	W 3-4	PARENTEAU	Reimer/Rask
	Feb. 20	vs. PHI	L 4-5	Gostisbehere	Bernier, Reimer/Mason, Neuvirth
	Mar. 24	vs. ANA	W 6-5	KADRI	Sparks/Andersen
	Apr. 7	at PHI	W 4-3	GARDINER	Bernier/Mason
	P.A. Parenteau (2), Peter Holland, Nazem Kadri, Joffrey Lupul and Nikita Soshnikov each scored game-deciding shootout goals in 2015-16				
2016-17:	Oct. 12	at OTT	L 4-5	Turrís	Andersen/Anderson
	Oct. 19	at WPG	L 4-5	Laine	Andersen/Hutchinson
	Nov. 1	vs. EDM	W 3-2	KADRI	Andersen/Talbot
	Dec. 17	vs. PIT	W 2-1	GARDINER	Andersen/Murray, Fleury(OT)
	Dec. 29	at TBL	W 3-2	KADRI	Andersen/Vasilevskiy
	Jan. 1	vs. DET	W 5-4	MATTHEWS	Andersen/Coreau
	Jan. 3	at WSH	L 5-6	Ovechkin	Andersen/Holby, Grubauer(W)
	Feb. 6	at NYI	L 5-6	Nelson	Andersen/Greiss
	Feb. 9	vs. STL	L 2-1	Tarasenko	Andersen/Allen
	Feb. 21	vs. WPG	W 5-4	GARDINER	Andersen/Hellebuyck
	Feb. 25	vs. MTL	L 2-3	Shaw	Andersen/Price
	Mar. 11	at CAR	W 3-2	RIELLY	Andersen/Ward
	Mar. 18	vs. CHI	L 1-2	Hartman	Andersen/Crawford
	Mitch Marner scored a game-deciding shootout goal in 2016-17.				
2017-18:	Oct. 9	vs. CHI	W 4-3	MATTHEWS	Andersen/Forsberg
	Oct. 14	at MTL	W 4-3	MATTHEWS	Andersen/Price
	Nov. 10	vs. BOS	W 3-2	MARLEAU	Andersen/Khudobin
	Nov. 16	vs. NJD	W 1-0	NYLANDER	Andersen/Schneider
	Dec. 29	at COL	L 3-4	Compher	Pickard/Varlamov
	Jan. 8	vs. CBJ	L 2-3	Panarin	Andersen/Bobrovsky
	Jan. 16	vs. STL	L 1-2	Dunn	Andersen/Hutton
	Jan. 18	at PHI	L 2-3	Couturier	Andersen/Neuvirth
	Jan. 24	at CHI	W 3-2	NYLANDER (PS)	Andersen/Glass
	Feb. 27	at FLA	L 2-3	McCann	McElhinney/Luongo
	Tyler Bozak (4), Mitch Marner, William Nylander and James van Riemsdyk each scored a game-deciding shootout goal in 2017-18				
2018-19:	Oct. 3	vs. MTL	W 3-2	MATTHEWS	Andersen/Price
	Oct. 7	at CHI	W 7-6	RIELLY	Sparks/Ward
	Nov. 16	at ANA	W 2-1	RIELLY	Sparks/Gibson
	Dec. 4	at BUF	W 4-3	MATTHEWS	Andersen/Ullmark
	Dec. 6	vs. DET	L 5-4	Larkin	Sparks/Bernier



# GAME-BY-GAME OVERTIME RESULTS



	Dec. 15	at FLA	L 4-3	Barkov	Andersen/Luongo
	Dec. 23	vs. DET	W 5-4	KAPANEN	Sparks/Bernier
	Feb. 1	at DET	L 3-2	DeKeyser	Andersen/Howard
	Feb. 9	at MTL	W 4-3	TAVARES	Andersen/Price
	Feb. 19	at STL	L 3-2	O'Reilly	Andersen/Binnington
	Mar. 6	at VAN	L 3-2	Edler	Andersen/Markstrom
	Mar. 23	vs. NYR	L 2-1	Strome	Andersen/Georgiev
2019-20:	Oct. 19	vs. BOS	W 4-3	RIELLY	Andersen/Halak
	Oct. 21	vs. CBJ	L 3-4	Nyquist	Andersen/Korpisalo
	Oct. 29	vs. WSH	L 3-4	Ovechkin	Andersen/Holtby
	Nov. 7	vs. VGK	W 2-1	TAVARES	Andersen/Subban
	Nov. 30	vs. BUF	W 2-1	TAVARES	Andersen/Hutton
	Dec. 27	at NJD	W 5-4	NYLANDER	Hutchinson/Blackwood
	Dec. 28	vs. NYR	L 4-5	DeAngelo	Andersen/Georgiev
	Feb. 1	vs. OTT	W 2-1	MARNER	Hutchinson/Anderson
	Feb. 7	vs. ANA	W 5-4	TAVARES	Campbell/Miller
	Feb. 8	at MTL	L 1-2	Kovalchuk	Campbell/Price
	Feb. 11	vs. ARI	W 3-2	KAPANEN	Campbell/Hill
	Andreas Johansson scored a game-deciding shootout goal in 2019-20.				
2020-21:	Jan. 13	vs. MTL	W 5-4	RIELLY	Andersen/Price
	Jan. 30	at EDM	L 3-4	McDavid	Andersen/Koskinen
	Feb. 15	vs. OTT	L 5-6	Dadanov	Andersen/Hogberg
	Feb. 24	vs. CGY	W 2-1	NYLANDER	Hutchinson/Rittich
	Mar. 11	vs. WPG	W 4-3	MATTHEWS	Andersen/Hellebuyck
	Mar. 25	at OTT	W 3-2	HOLL	Campbell/Forsberg
	Mar. 27	vs. EDM	W 4-3	MATTHEWS	Campbell/Smith
	Mar. 29	vs. EDM	L 2-3	Nurse	Hutchinson/Smith
	Apr. 13	vs. CGY	L 2-3	Gaudreau	Rittich/Markstrom
	Apr. 18	at VAN	L 2-3	Horvat	Campbell/Holtby
	May 3	at MTL	L 2-3	Caufield	Campbell/Allen
	May 12	at OTT	L 3-4	Norris	Andersen/Gustavsson
	Jason Spezza scored a game-deciding shootout goal in 2021.				
2021-22:	Oct. 18	vs. NYR	L 1-2	Panarin	Campbell/Shesterkin
	Oct. 27	at CHI	W 3-2	NYLANDER	Campbell/Lankinen
	Nov. 4	vs. TBL	W 2-1	NYLANDER	Campbell/Vasilevskiy
	Nov. 12	vs. CGY	W 2-1	MATTHEWS	Campbell/Vladar
	Jan. 8	at COL	L 4-5	Toews	Campbell/ Kuemper,Francouz(W)
	Feb. 7	vs. CAR	W 4-3	MARNER	Mrzek/Andersen
	Feb. 22	at CBJ	L 3-4	Laine	Campbell/Berube
	Mar. 10	vs. ARI	L 4-5	Chychrun	Mrzek,Kallgren(OT)/ Wedgewood
	Apr. 5	at FLA	L 6-7	Huberdeau	Kallgren,Campbell(OT)/ Bobrovsky, Knight(W)
	Apr. 7	at DAL	W 4-3	MATTHEWS	Campbell/Wedgewood
	Apr. 16	at OTT	W 5-4	GIORDANO	Kallgren/Forsberg
	Apr. 23	at FLA	L 2-3	Montour	Campbell/Bobrovsky
	Alexander Kerfoot, Auston Matthews and William Nylander scored a game-deciding shootout goal in 2021-22.				
2022-23:	Oct. 20	vs. DAL	W 3-2	ROBERTSON	Samsonov/Wedgewood
	Oct. 27	at SJS	L 3-4	Karlsson	Kallgren/Kahkonen
	Oct. 30	at ANA	L 3-4	Zegras	Kallgren/Gibson
	Nov. 8	vs. VGK	L 3-4	Smith	Kallgren/Thompson
	Nov. 17	vs. NJD	L 2-3	Sharangovich	Murray/Vanecek
	Nov. 21	vs. NYI	L 2-3	Beauvillier	Kallgren/Sorokin
	Dec. 3	at TBL	L 3-4	Killorn	Murray/Vasilevskiy
	Dec. 10	vs. CGY	W 5-4	MARNER	Murray/Vladar
	Dec. 27	at STL	W 5-4	NYLANDER	Samsonov/Binnington
	Jan. 17	vs. FLA	W 5-4	NYLANDER	Murray,Samsonov(OT)/ Bobrovsky
	Jan. 21	at MTL	L 2-3	Pitlick	Samsonov/Montembeault
	Jan. 25	vs. NYR	W 3-2	MARNER	Samsonov/Shesterkin
	Feb. 24	vs. MIN	W 2-1	NYLANDER	Samsonov/Gustavsson
	Mar. 29	vs. FLA	L 2-3	Montour	Samsonov/Lyon
	Apr. 6	at BOS	L 1-2	Pastrnak	Samsonov/Swayman
	Apr. 10	at FLA	W 2-1	TAVARES	Samsonov/Lyon
	Alexander Kerfoot scored a game-deciding shootout goal in 2022-23				





# POSTPONED/RESCHEDULED GAMES

## POSTPONED / RESCHEDULED GAMES

SEASON	ORIGINAL DATE	OPPONENT	NEW DATE	REASON	RESULT
1919-20	Jan. 7	at Montreal	Jan. 10	Mount Royal Arena construction	7-14 L
1919-20	Dec. 8	vs. Montreal	Dec. 31	Play on New Year's Eve.	5-1 W
1919-20	Feb. 14	at Que. Bulldogs	Feb. 16	Play during Winter Carnival.	4-3 W
1920-21	Jan. 5	at Montreal	Jan. 17	Too warm for natural ice.	5-9 L
1920-21	Mar. 9	vs. Montreal	Mar. 7	End schedule early.	6-4 W
1920-21	Mar. 12	at Montreal	Feb. 28	End schedule early.	0-4 L
1921-22	Mar. 8	vs. Montreal	Mar. 7	End schedule early.	7-8 L
1924-25	Dec. 6	vs. Hamilton	Dec. 5	Kitchener vs. Varsity (SPA Cup)	3-10 L
1924-25	Feb. 11	at Boston	Feb. 10	Boston AA vs. Boston HC	5-1 W
1925-26	Jan. 2	vs. Ottawa	Jan. 1	Kitchener vs. Parkdale	3-0 W
1925-26	Jan. 16	vs. NY Americans	Jan. 15	Kitchener vs. Toronto CC	4-3 W
1925-26	Jan. 30	vs. Pit. Pirates	Jan. 29	Kitchener vs. Osgoode Hall	3-2 W
1925-26	Feb. 23	at Boston	Feb. 22	Play on George Washington's birthday.	1-2 L (OT)
1934-35	Feb. 26	at Chicago	Jan. 15	Golden Gloves boxing.	3-2 W
1935-36	Jan. 21	vs. Montreal	Feb. 20	Death of King George V.	2-1 W
1937-38	Jan. 9	at NY Rangers	Feb. 6	Ice show in Detroit caused rescheduling.	1-2 L
1940-41	Mar. 13	vs. NY Rangers	Jan. 9	Ice show.	3-2 W (OT)
1946-47	Oct. 31	at Montreal	Nov. 1	Travel concern. (Oct. 30 at CHI)	1-1 T
1951-52	Oct. 28	at Detroit	Oct. 29	Ice show.	2-2 T
1951-52	Feb. 6	vs. NY Rangers	Feb. 19	Death of King George VI.	3-3 T
1971-72	Oct. 13	vs. Detroit	Nov. 1	Death of Stafford Smythe.	6-1 W
1974-75	Oct. 29	vs. St. Louis	Nov. 25	Ali vs. Foreman (TV).	2-2 T
1974-75	Dec. 1	at Detroit	Feb. 9	Weather.	3-5 L
1975-76	Dec. 31	vs. Cal. Golden Seals	Jan. 1	Montreal vs. CSKA Moscow (TV).	5-1 W
1976-77	Feb. 7	at Buffalo	Feb. 14	Weather.	2-7 L
1977-78	Apr. 3	at Pittsburgh	Apr. 2	Academy Awards (TV).	3-6 L
1978-79	Jan. 14	at Chicago	Feb. 12	Weather.	5-2 W
1981-82	Dec. 6	at Boston	Jan. 21	Weather.	2-4 L
1982-83	Feb. 12	at Boston	Feb. 28	Weather.	3-6 L
1990-91	Nov. 15	at Detroit	Feb. 25	New Kids on the Block concert.	4-5 L (OT)
1991-92	Apr. 1	vs. NY Islanders	Apr. 12	NHLPA Strike.	2-6 L
1991-92	Apr. 4	vs. NY Rangers	Apr. 15	NHLPA Strike.	4-2 W
1991-92	Apr. 5	at Philadelphia	Apr. 13	NHLPA Strike.	2-6 L
1992-93	Oct. 7	vs. Washington	Oct. 6	Game 1 - ALCS (Blue Jays vs. Athletics)	5-6 L
1992-93	Apr. 1	at Philadelphia	Apr. 4	Arena damage caused rescheduling.	0-4 L
1994-95	Apr. 5	vs. Detroit	Apr. 7	Flooding in San Jose delayed Detroit.	2-4 L
1994-95	Apr. 7	vs. St. Louis	Apr. 5	Rescheduled to accommodate Detroit.	4-6 L
2000-01	Dec. 7	at St. Louis	Jan. 29	High school basketball tournament.	1-2 L
2014-15	Oct. 22	at Ottawa	Nov. 9	Shootings at Parliament Hill	5-3 W



# HOLIDAY GAME RECORDS

## CHRISTMAS DAY GAMES

YEAR	OPPONENT	RESULT
1920	vs. Montreal	5-4 W
1924	at Hamilton	1-8 L
1926	at Pit. Pirates	2-3 L
1928	vs. Mtl. Maroons	4-1 W
1929	at Boston	2-6 L
1930	at Det. Falcons	1-10 L
1934	at Montreal	6-2 W
1937	vs. Detroit	1-1 T
1939	at NY Rangers	1-4 L
1940	at Detroit	2-3 L
1941	vs. Boston	2-0 W
1943	vs. NY Rangers	3-5 L
1944	at Detroit	4-6 L
1945	at Detroit	3-6 L
1946	at Detroit	2-1 W
1947	at Montreal	3-0 W
1948	vs. Detroit	2-1 W
1949	at NY Rangers	1-3 L
1954	vs. Detroit	2-3 L
1955	at Detroit	1-1 T
1957	vs. Montreal	5-4 W
1958	at Detroit	2-0 W
1960	at Boston	4-1 W
1961	at Chicago	3-3 T
1962	at Detroit	1-2 L
1963	at Boston	5-1 W
1964	at Chicago	3-3 T
1965	vs. Chicago	5-3 W
1966	at Boston	4-2 W
1967	at Detroit	3-1 W
1968	at Chicago	4-3 W
1970	at Min. North Stars	3-6 L
1971	vs. Detroit	5-3 W

**All-Time Record:** 16-13-4  
**Home Record:** 7-2-1  
**Away Record:** 9-11-3

## BOXING DAY GAMES

YEAR	OPPONENT	RESULT
1917	vs. Montreal	7-5 W
1918	at Ottawa	2-5 L
1923	at Hamilton	2-1 W
1925	vs. Mtl. Maroons	0-2 L
1931	vs. Montreal	0-2 L (OT)
1933	at Boston	2-2 T
1935	at Montreal	2-0 W
1936	vs. Boston	1-2 L
1937	at Detroit	3-1 W
1938	at NY Rangers	2-0 W
1942	vs. Boston	7-2 W
1945	vs. Montreal	2-4 L
1946	at Montreal	1-4 L
1951	vs. Montreal	2-3 L
1953	vs. Detroit	4-2 W
1954	at Detroit	1-1 T
1956	vs. Montreal	1-0 W
1959	vs. NY Rangers	4-0 W
1962	vs. Detroit	5-4 W
1964	vs. Chicago	3-5 L
1965	at Chicago	1-1 T
1968	at Montreal	2-4 L
1969	at St. Louis	1-3 L
1970	vs. Philadelphia	9-1 W
1971	at Boston	1-3 L
1973	vs. Montreal	9-2 W
1976	at Pittsburgh	2-4 L
1977	vs. Pittsburgh	4-5 L
1978	at NY Islanders	1-5 L
1979	vs. Washington	2-8 L
1981	vs. Detroit	8-3 W
1983	vs. Detroit	6-2 W
1984	at Buffalo	0-6 L
1985	at Detroit	5-4 W

## BOXING DAY GAMES (CONT'D)

1986	at Detroit	2-4 L
1987	vs. Montreal	2-4 L
1988	vs. NY Islanders	3-4 L
1989	at Boston	4-6 L
1991	at Pittsburgh	1-12 L
1992	vs. Detroit	1-5 L
1997	at Detroit	1-4 L
1998	vs. Montreal	1-2 L
2000	at Atl. Thrashers	3-5 L
2001	at Carolina	3-4 L
2003	at NY Rangers	6-5 W (OT)
2005	vs. New Jersey	2-1 W
2006	vs. Minnesota	4-3 W
2007	at NY Islanders	3-4 L (OT)
2008	at NY Islanders	1-4 L
2009	vs. Montreal	2-3 L (OT)
2010	at New Jersey	4-1 W

**All-Time Record:** 19-27-3-2  
**Home Record:** 12-12-0-1  
**Away Record:** 7-15-3-1

## NEW YEAR'S DAY GAMES

YEAR	OPPONENT	RESULT
1926	vs. Ottawa	3-0 W
1927	vs. Mtl. Maroons	0-3 L
1929	vs. NY Rangers	2-3 L
1930	vs. Mtl. Maroons	5-3 W
1931	vs. NY Americans	2-0 W
1933	at Detroit	2-2 T
1934	at Chicago	2-1 W
1935	vs. Detroit	0-1 L
1938	vs. Montreal	6-4 W
1939	at NY Americans	1-5 L
1942	at NY Rangers	3-3 T
1944	at Boston	5-2 W
1946	at Chicago	1-3 L
1947	vs. Detroit	2-1 W
1948	vs. Montreal	2-1 W
1949	vs. Montreal	5-3 W
1950	at Detroit	0-5 L
1953	at Boston	1-5 L
1955	vs. Chicago	2-2 T
1961	at NY Rangers	4-1 W
1963	at Boston	0-3 L
1965	at Boston	0-3 L
1966	vs. Boston	6-3 W
1967	at NY Rangers	2-1 W
1969	vs. Oak. Seals	7-3 W
1972	vs. Montreal	5-2 W
1975	vs. Cal. Golden Seals	3-3 T
1976	vs. Cal. Golden Seals	5-1 W
1977	vs. Washington	3-1 W
1983	vs. Hfd. Whalers	7-5 W
1986	vs. Montreal	3-2 W
1989	at Chicago	3-3 T
1994	vs. Los Angeles	4-7 L
1996	at Dallas	1-0 W
1998	at Chicago	3-3 T
2000	at Buffalo	1-8 L
2004	at Boston	2-3 L
2007	vs. Boston	5-1 W
2008	vs. Tampa Bay	4-3 W (SO)
2009	vs. Buffalo	1-4 L
2011	at Ottawa	5-1 W
2014	at Detroit (Winter Classic)	3-2 W (SO)
2017	vs. Detroit (Centennial Classic)	5-4 W (OT)
2022	vs. Ottawa	6-0 W

**All-Time Record:** 25-13-6-0  
**Home Record:** 18-5-2-0  
**Road Record:** 7-8-4-0



# ALL-TIME PLAYER TRANSACTIONS



## 1920s

### Acquired:

- 1926 Harold Henderson** from Detroit for Pete Bellefeuille (Dec.)
- 1928 Lorne Chabot** and **Alex Gray** from NY Rangers for Butch Keeling and John Roach
- 1928 Eddie Rodden** from Chicago for Bert McCaffery to Pittsburgh; (Ty Arbour from Pittsburgh to Chicago) (Dec.)

## 1930s

### Acquired:

- 1930 Frank Nighbor** from Ottawa for Dan Cox (Jan.)
- 1930 King Clancy** from Ottawa for Art Smith, Eric Pettinger and \$35,000 (Oct. 10)
- 1933 George Hainsworth** from Montreal for Lorne Chabot
- 1938 Doc Rommes** from Chicago for Bill Thoms (Dec.)
- 1939 David "Sweeney" Schriener** from NY Americans for Murray Armstrong, Buzz Boll, Harvey "Busher" Jackson and Doc Rommes

## 1940s

### Acquired:

- 1942 Babe Pratt** from NY Rangers for Dudley Ganett and Hank Goldup
- 1943 Ted Kennedy** from Montreal for rights to Frankie Eddolls (Feb. 28)
- 1946 Harry Watson** from Detroit for Billy Taylor
- 1947 Max Bentley** and **Cy Thomas** from Chicago for Gus Bodnar, Ernie Dickens, Bob Goldham, Bud Poile and Gaye Stewart (Nov. 2)
- 1948 Cal Gardner** and **Bill Juzda** from NY Rangers for Wally Stanowski and Rene Trudel

## 1950s

### Acquired:

- 1950 Leo Boivin, Fern Flaman, Phil Maloney** and **Ken Smith** from Boston for Bill Ezinicki and Vic Lynn (Nov. 16)
- 1952 Jim Morrison** from Boston for Fleming MacKell (Jan. 9)
- 1952 Harry Lumley** from Chicago for Cal Gardner, Roy Hannigan, Gus Mortson and Al Rollins (Sept. 11)
- 1953 Max Bentley** purchased from Toronto by NY Rangers
- 1954 Dave Creighton** from Boston for Fern Flaman (Jul. 20)
- 1954 Jack Price** from Chicago for Ray Timgren (Oct. 4)
- 1954 Joe Klukay** from Boston for Leo Boivin (Nov. 9)
- 1958 Allan Stanley** from Boston for Jim Morrison (Oct. 8)
- 1959 Frank Roggeveen** and **Johnny Wilson** from Detroit for Barry Cullen (Jun. 9)

## 1960s

### Acquired:

- 1960 Red Kelly** from Detroit for Marc Reaume (Feb. 10)
- 1960 Stan Smrke** from Montreal for Al MacNeil (Jun.)
- 1960 Eddie Shack** from NY Rangers for Pat Hannigan and Johnny Wilson (Nov. 7)
- 1961 Don Simmons** from Boston for Ed Chadwick (Jan. 31)

- 1962 Kent Douglas** from Springfield (AHL) for Jim Wilcox, Roger Cote, Wally Boyer, Bill White and Don Mattussi (Jun.)
- 1964 Andy Bathgate** and **Don MacKenney** from NY Rangers for Arnie Brown, Bill Collins, Dick Duff, Bob Nevin and Rod Seiling (Feb. 22)
- 1964 Terry Sawchuk** claimed from Detroit (Jun. 10)
- 1964 Ed Ehrenverth** and **Duane Rupp** from NY Rangers for Lou Angotti and Ed Lawson (Jun. 25)
- 1965 Aut Erickson, Larry Jeffrey, Ed Joyal, Lowell MacDonald** and **Marcel Pronovost** from Detroit for Andy Bathgate, Bill Harris and Gary Janet (May 20)
- 1965 Andy Heberton, Orland Kurtenbach** and **Pat Stapleton** from Boston for Ron Stewart (Jun. 8)
- 1965 Bruce Gamble**, from Springfield (AHL) for Larry Johnston and Bill Smith (Sept.)
- 1967 Murray Oliver** and cash from Boston for Eddie Shack (May 15)
- 1967 Bryan Hextall** and **J.P. Parise** from Oakland for Gerry Ehman (Oct. 3)
- 1968 Paul Henderson, Floyd Smith** and **Norm Ullman** from Detroit for Frank Mahovich, Peter Stembowski, Garry Unger and the rights to Carl Brewer (Mar. 3)
- 1968 Pat Quinn** purchased from St. Louis (Mar. 25)
- 1968 Pierre Pilote** from Chicago for Jim Pappin (May 23)
- 1969 Forbes Kennedy** and **Brit Selby** from Philadelphia for Mike Byers and Gerry Meehan (Mar. 2)
- 1969 Jim Harrison** from Boston for Wayne Carleton (Dec. 10)

## 1970s

### Acquired:

- 1970 Guy Trottier, Denis Dupere** and **Jacques Plante** from NY Rangers for Tim Horton (Mar. 3)
- 1970 Brian Conacher** and **Terry O'Malley** from Minnesota for Murray Oliver (May 22)
- 1970 Garry Monahan** and **Brian Murphy** from Los Angeles for Bob Pulford (Sept 3)
- 1970 Bob Baun** from St. Louis for Brit Selby (Nov. 13)
- 1971 Bernie Parent** and Philadelphia's 2nd Round Draft Choice in the 1971 Amateur Draft (**Rick Kehoe**) from Philadelphia for Bruce Gamble, Mike Walton and Toronto's 1st Round Choice in 1971 Amateur Draft (Pierre Plante) (Feb. 1)
- 1972 Pierre Jarry** from NY Rangers for Jim Dorey (Feb. 20)
- 1973 1st Round Draft Choice** in draft (**Ian Turnbull**) and future considerations (**Ed Johnston**) from Boston for Jacques Plante and Toronto's 1st Round choice in 1973 amateur draft (Doug Gibson) (Mar. 3)
- 1973 Dunc Wilson** from Vancouver for Murray Heatley and Larry McIntyre (May 29)
- 1973 1st Round Amateur Draft Selection** (**Bob Neely**) and (**Doug Favell**) from Philadelphia for 2nd Round Selection (Larry Goodenough) and the rights to Bernie Parent (Jul. 27)
- 1973 Tim Ecclestone** from Detroit for Pierre Jarry (Nov. 29)
- 1974 Bill Flett** from Philadelphia for Dave Fortier and Randy Osburn (May 27)
- 1974 Gary Sabourin** from St. Louis for Ed Johnston (May 27)
- 1974 Blaine Stoughton** and future considerations from Pittsburgh for Rick Kehoe (Sept. 13)
- 1974 Dave Dunn** from Vancouver for John Grisdale and Garry Monahan (Oct. 16)

# ALL-TIME PLAYER TRANSACTIONS

- 1974 Rod Seiling** from Washington for Willie Brossart and Tim Ecclestone (Nov. 2)
- 1975 Wayne Thomas** from Montreal for 1st Round Selection in 1976 Amateur Draft (Peter Lee) (Jun. 17)
- 1975 Stan Weir** from California for Gary Sabourin (Jun. 20)
- 1975 Greg Hubick** from Montreal for Doug Jarvis (Jun. 26)
- 1977 Tracy Pratt** from Colorado for 3rd Round Draft Choice in 1977 Amateur Draft (Randy Pierce) (Mar. 8)
- 1977 2nd Round Draft choice (Bob Gladney)** from Chicago for the rights to Jim Harrison (Sept. 28)
- 1977 Jerry Butler** from St. Louis for Inge Hammarstrom (Nov. 1)
- 1978 Dan Maloney** and 2nd Round Draft Choice in 1980 Entry Draft (**Craig Muni**) from Detroit for Errol Thompson and Toronto's 1st Round Choice (Brent Peterson) and 2nd Round Choice (Al Jensen) in 1978 Amateur Draft and 1st Round Choice in 1980 Entry Draft (Mike Blaisdell) (Mar. 13)
- 1978 Dave Burrows** from Pittsburgh for Randy Carlyle and George Ferguson (Jun. 14)
- 1978 Dave Hutchison** and **Lorne Stamler** from Los Angeles for Scott Garland, Brian Glennie, Kurt Walker, Toronto's 2nd Round Choice in the 1979 Entry Draft (Mark Hardy)(Jun. 14)
- 1978 Paul Harrison** from Minnesota for 4th Round Choice in 1981 Entry Draft (Terry Tait) (Jun. 14)
- 1978 Walt McKechnie** from Minnesota for 3rd Round Choice in the 1980 Entry Draft (Randy Veliscek) (Oct. 5)
- 1978 2nd Round Draft Choice (Gary Yaremchuk)** from Colorado for Jack Valiquette (Oct. 19)
- 1979 Paul Gardner** from Colorado for Don Ashby and Trevor Johansen (Mar. 13)
- 1979 Reg Thomas** from Edmonton for 6th Round Draft Choice in 1981 Entry Draft (Steve Smith) (Dec. 13)
- 1979 Dave Farris** and **Terry Martin** from Quebec for Reg Thomas (Dec. 13)
- 1979 Bob Stephenson** from Hartford for Pat Boutette (Dec. 24)
- 1979 Pat Hickey** and **Wilf Paiement** from Colorado Rockies for Lanny McDonald and Joel Quenneville (Dec. 29)
- 
- 1980s**
- Acquired:**
- 1980 Pat Ribble** from Chicago for Dave Hutchinson (Jan. 10)
- 1980 Mike Kaszycki** from Washington for Pat Ribble (Feb. 16)
- 1980 Bill Derlago** and **Rick Vaive** from Vancouver for Jerry Butler and Dave "Tiger" Williams (Feb. 18)
- 1980 3rd Round Choice in 1980 Entry Draft (Fred Boimistruck)** from Colorado for Walt McKechnie (Mar. 3)
- 1980 Dave Shand** and 3rd Round Draft Choice in 1980 Entry Draft (**Torrie Robertson** - Toronto transferred this choice to Washington from Calgary for 2nd Round Draft Choice in 1980 Entry Draft (Kevin LaVallee) Jun. 10)
- 1980 Tim Coulis, Robert Picard** and 2nd Round Draft Choice in 1980 Entry Draft (**Bob McGill**) from Washington for Mike Palmateer and Toronto's 3rd Round Choice in 1980 Entry Draft (Torrie Robertson) (Jun. 11)
- 1980 Kim Davis** and **Paul Marshall** from Pittsburgh for Dave Burrows and Paul Gardner (Nov. 18)
- 1980 Jim Rutherford** from Detroit for Mark Kirton (Dec. 4)
- 1981 Rene Robert** from Colorado for 3rd Round Choice in 1981 Entry Draft (Ulrich Hiemer) (Jan. 30)
- 1981 Michel Larocque** from Montreal for Robert Picard (Mar. 10)
- 1981 5th Round Draft Choice in the 1981 Entry Draft (Barry Brigley)** from Los Angeles for Jim Rutherford (Mar. 10)
- 1981 Ron Zanussi** and 3rd Round Draft Choice (**Ernie Godden**) from Minnesota for 2nd Round Draft Choice in 1981 Entry Draft (Dave Donnelly) (Mar. 10)
- 1981 Don Luce** from Los Angeles for Bob Gladney and Toronto's 6th Round Choice in 1983 Entry Draft (Joel Billargeon) (Aug. 10)
- 1981 5th Round Choice in 1982 Entry Draft (Sylvain Charland)** from NY Rangers for Pat Hickey (Oct. 16)
- 1981 John Gibson** and **Billy Harris** from Los Angeles for Ian Turnbull (Nov. 11)
- 1982 Rich Costello**, 2nd Round Choice in 1982 Entry Draft (**Peter Ihnacak**) and future considerations (**Ken Strong**) from Philadelphia for Darryl Sittler (Jan. 20)
- 1982 6th Round Choice in 1982 Entry Draft (Craig Kales)** from Pittsburgh for Greg Hotham (Feb. 3)
- 1982 Walt Poddubny** and **Phil Drouillard** from Edmonton for Laurie Boschman (Mar. 8)
- 1982 Jim Korn** from Detroit for 4th Round Draft Choice in 1982 Entry Draft (CraigCoxe) and 5th Round Choice in 1983 Entry Draft (Joey Kocur) (Mar. 8)
- 1982 Miroslav Frycer** and 7th Round Draft Choice in 1982 Entry Draft (**Jeff Triano**) from Quebec for Wilf Paiement (Mar. 9)
- 1982 Future Considerations** from Hartford for Paul Marshall (Oct. 5)
- 1982 Greg Terrion** from Los Angeles for 4th Round Draft Choice in 1983 Entry Draft (David Korol - later transferred to Detroit) (Oct. 19)
- 1982 Dan Daoust** from Montreal for 3rd Round Choice in 1984 Entry Draft (Ken Hodge - later transferred to Minnesota) (Dec. 17)
- 1982 Gaston Gingras** for 2nd Round Choice in 1986 Entry Draft (Benoit Brunet).
- 1983 Rick St. Croix** from Philadelphia for Michel Larocque (Jan. 11)
- 1983 Reid Bailey** from Edmonton for Serge Boisvert (Jan. 15)
- 1983 Basil McRae** from Quebec for Richard Turmel (Aug. 12)
- 1983 Pat Graham** and **Nick Ricci** from Pittsburgh for Rocky Saganik and Vincent Tremblay (Aug. 15)
- 1983 Lee Norwood** from Washington for Dave Shand (Oct. 6)
- 1984 Bill Root** and 2nd Round Choice in 1986 Entry Draft (**Darryl Shannon**) from Montreal for Dom Campedelli (Aug. 21)
- 1985 Larry Landon** from Montreal for Gaston Gingras (Feb. 14)
- 1985 Don Edwards** from Calgary for 4th Round Choice in 1987 Entry Draft (Tim Harris) (May 29)
- 1985 Brad Maxwell** from Quebec for John Anderson (Aug. 21)
- 1985 Chris Kotsopoulos** from Hartford for Stewart Gavin (Oct. 7)
- 1985 Tom Fergus** from Boston for Bill Derlago (Oct. 11)
- 1986 Mike Allison** from NY Rangers for Walt Poddubny (Aug. 18)



# ALL-TIME PLAYER TRANSACTIONS



- 1986 Terry Johnson** from Calgary for Jim Korn (Oct. 3)
- 1986** 5th Round Draft Choice in 1988 Entry Draft (**Leonard Esau**) from Vancouver for Brad Maxwell (Oct. 3)
- 1986 Rick Lanz** from Vancouver for Jim Benning and Dan Hodgson (Dec. 2)
- 1987 Mark Osborne** from NY Rangers for Jeff Jackson and 3rd Round Draft Choice in 1989 Entry Draft (Rob Zamuner) (Mar. 5)
- 1987 Ed Olczyk** and **Al Secord** from Chicago for Bob McGill, Steve Thomas and Rick Vaive (Sept. 4)
- 1987 Dave Semenko** from Hartford for Bill Root (Sept. 9)
- 1987 Dale Degray** from Calgary for future considerations (Sept. 17)
- 1987 Sean McKenna** from Los Angeles for Mike Allison (Dec. 14)
- 1988 Brian Curran** from NY Islanders for 6th Round Choice in 1988 Entry Draft (Pavel Gross) (Mar. 8)
- 1988 Darren Veitch** from Detroit for Miroslav Frycer (Jun. 10)
- 1988 Bill Root** from Philadelphia for Mike Stothers (Jun. 21)
- 1988 John Kordic** from Montreal for Russ Courtнал (Nov. 7)
- 1989** 5th Round Draft Choice in 1989 Entry Draft (**Keith Carney**) from Philadelphia for Al Secord (Feb. 7)
- 1989 Ken Hammond** from Denver Rangers (IHL) (Feb. 18) in return for earlier loan of Chris McRae to Denver (Jan. 30)
- 1989 Paul Lawless** from Vancouver for Peter Deboer (Feb. 25)
- 1989** 1st Round Choice in the 1989 Entry Draft (**Rob Pearson**) from Philadelphia and 1st Round Choice in the 1989 Entry Draft (obtained by Philadelphia from Calgary in trade for Brad McCrimmon, Aug. 26, 1987) (**Steve Bancroft**) from Philadelphia for Ken Wregget (Mar. 6)
- 1989 Rob Ramage** from Calgary for 2nd Round Draft Pick in 1989 Entry Draft (Kent Manderville) (Jun. 16)
- 1989 Lou Franceschetti** from Washington for a 5th Round Draft Pick in the 1990 Entry Draft (Mark Ouimet) (Jun. 29)
- 1989** 6th Round Choice in the 1991 Entry Draft from Philadelphia for Jiri Latal (Aug. 22)
- 1989 Mark Laforest** from Philadelphia for the Flyers 6th Round Draft Pick in the 1991 Entry Draft (obtained for Jiri Latal) and a 5th Round Draft Pick in the 1991 Entry Draft (Sept. 8)
- 1989 Tom Kurvers** from New Jersey for 1st Round Draft Pick in the 1991 Entry Draft (Scott Niedermayer) (Oct. 16)
- 1989 Gilles Thibaudeau** and **Mike Stevens** from NY Islanders for Jack Capuano, Paul Gagne and Derek Laxdal (Dec. 20)
- 1989** 4th Round Choice in 1990 Entry Draft (**Greg Walters**) from Edmonton for Vladimir Ruzicka (Dec. 21)

## 1990s

- 1990 Kevin Maguire** and an 8th Round Draft Pick in 1991 (**Dmitri Mironov** from Philadelphia) for a 3rd Round Choice in the 1990 Entry Draft (Al Kinisky) (Jun. 16)
- 1990 Greg Johnston** from NY Rangers for Mark Laforest and Tie Domi (Jun. 29)
- 1990 Mike Krushelnyski** from Los Angeles for John McIntyre (Nov. 9)
- 1990 Robert Cimetta** from Boston for Steve Bancroft (Nov. 9)
- 1990 Dave Ellett** and **Paul Fenton** from Winnipeg for Ed Olczyk and Mark Osborne (Nov. 10)

- 1990 Michel Petit, Lucien DeBlois** and **Aaron Broten** from Quebec for Scott Pearson and a 2nd round pick in 1991 (transferred to Washington - Eric Lavigne) and 1992 (Thomas Gronman) (Nov. 17)
- 1990 Mike Foligno** and Buffalo's 8th Round Choice in 1991 Entry Draft (**Tomas Kucharcik**) for Lou Franceschetti and Brian Curran (Dec. 17)
- 1991 Brian Bradley** from Vancouver for Tom Kurvers (Jan. 12)
- 1991 Peter Zezel** and **Bob Rouse** from Washington for Al Iafrate (Jan. 16)
- 1991 Todd Hawkins** from Vancouver for Brian Blad (Jan. 22)
- 1991** 5th Round Choice in the 1991 Entry Draft (**Alexei Kudashov**) from Washington for Paul Fenton and John Kordic (Jan. 24)
- 1991** 8th Round Choice in the 1991 Entry (**Robb McIntyre**) from Detroit for Brad Marsh (Feb. 5)
- 1991** 6th Round Choice in the 1991 Entry Draft (**Alexander Kuzminsky**) from Detroit for Allan Bester (Mar. 5)
- 1991 Keith Osborne** from St. Louis for Darren Veitch (Mar. 5)
- 1991 Robert Mendel** from Washington for Bobby Reynolds (Mar. 5)
- 1991 Mike Bullard** from Philadelphia for future considerations (Jul. 26)
- 1991 Grant Fuhr, Glenn Anderson, and Craig Berube** from Edmonton for Vincent Damphousse, Peter Ing, Scott Thomson, Luke Richardson (Sept. 19)
- 1991 Ken Linseman** from Edmonton for cash (Oct. 7)
- 1991** Cash from Vancouver for Tom Fergus (Dec. 18)
- 1991 Guy Larose** from NY Rangers for Mike Stevens (Dec. 26)
- 1992 Doug Gilmour, Jamie Macoun, Ric Nattress, Rick Wamsley** and **Kent Manderville** from Calgary for Gary Leeman, Michel Petit, Jeff Reese, Craig Berube and Alexander Godynyuk (Jan. 2)
- 1992 Mark Ferner** from Washington for 12th round draft choice in 1992 (Feb. 27)
- 1992** 5th Round Draft Choice in the 1992 Entry Draft (**Chris Deruiter**) from Buffalo for Dave Hannan (Mar. 10)
- 1992 Ken Baumgartner** and **Dave McLlwain** from NY Islanders for Daniel Marois and Claude Loiselle (Mar. 10)
- 1992 Mark Osborne** from Winnipeg for Lucien DeBlois (Mar. 10)
- 1992** Cash from Calgary for Todd Gillingham (Jun. 2)
- 1992 Brad Marsh** from Detroit for future considerations (Jun. 5)
- 1992 Jarmo Myllys** from San Jose for cash (Jun. 15)
- 1992** NY Islanders' first and second round choices in 1992 Entry Draft (**Brandon Convery** and 2nd round pick later traded to Washington) (Jim Carey) in exchange for Toronto's first round choice in 1992 Entry Draft (Darius Kasparaitis) (Jun. 20)
- 1992** Future considerations from Ottawa for Brad Marsh (Jul. 20)
- 1992 Ken McRae** from Quebec for Len Esau (Jul. 21)
- 1992 Sylvain Lefebvre** from Montreal for Toronto's third round draft choice in 1994 (Martin Belanger) (Aug. 20)
- 1992 Bob McGill** claimed on waivers from Tampa Bay Lightning (Sept. 9)
- 1992 John Cullen** from Hartford for a second round draft choice in 1993 (traded to San Jose - Vlastamil Kroupa) (Nov. 24)
- 1992 Bill Berg** claimed on waivers from NY Islanders (Dec. 3)
- 1993 Dave Andreychuk** and **Daren Puppa** and a first round pick in 1993 (**Kenny Jonsson**) from Buffalo for Grant Fuhr and Toronto's 6th round pick in 1995 (Feb. 2)
- 1993 Brad Miller** from Ottawa in exchange for Toronto's ninth round selection in the 1993 Entry Draft (Pavol Demitra) (Feb. 26)

# ALL-TIME PLAYER TRANSACTIONS

- 1993 Joe Sacco selected by Anaheim and Daren Pappa chosen by Florida in the 1993 Expansion Draft (Jun. 24).
- 1993 Future considerations from Florida for Dave Tomlinson (Aug. 3).
- 1993 Future considerations from Winnipeg for Kevin McClelland (Aug. 12)
- 1993 **Daniel Jardemyr** from Winnipeg for future considerations (Aug. 25).
- 1993 **Todd Gillingham** and **Paul Holden** from Calgary in exchange for Jeff Perry and Brad Miller (Sept. 2).
- 1993 **Chris Govedaris** signed as free agent from Hartford (Sept. 7).
- 1993 Future considerations from Florida for Mike Foligno (Nov. 5).
- 1993 **Greg Smyth** from Florida for future considerations (Dec. 7).
- 1994 Guy Larose claimed on waivers by Calgary (Jan. 1).
- 1994 Greg Smyth claimed on waivers by Chicago (Jan. 8).
- 1994 **Mark Greig** and a 6th round draft pick in 1995 (**Doug Bonner**) from Hartford for Ted Crowley (Jan. 25).
- 1994 **Pat Jablonski** from Tampa Bay for future considerations (Feb. 21).
- 1994 **Ken Belanger** from Hartford for a 9th round pick (Matt Ball) in 1994 (Mar. 18).
- 1994 **Mike Gartner** from NY Rangers for Glenn Anderson, Scott Malone and 4th round pick (Alexander Korobolin) in 1994 (Mar. 21).
- 1994 **Trent Cull** and **Mark Kolesar** signed as free agents (Jun. 3).
- 1994 **Mats Sundin**, **Garth Butcher**, **Todd Warriner** and Quebec's 1st round pick in 1994 (traded to Washington-Nolan Baumgartner) for Wendel Clark, Sylvain Lefebvre, Landon Wilson and Toronto's 1st round pick in 1994 (Jeffrey Kealty)(Jun. 28).
- 1994 **Mike Ridley** and Washington's 1st round pick in 1994 (**Eric Fichaud**) for Rob Pearson and Toronto's 1st round pick in 1994 (Nolan Baumgartner) (Jun. 28).
- 1994 NY Islanders third round pick in 1994 (**Fredrik Modin**) for Toronto's second-round pick in 1995 (D.J. Smith) (Jun. 28).
- 1994 Fourth round pick in 1996 from Los Angeles for Yanic Perreault (Jul. 14).
- 1994 **Mike Craig** signed as a free agent (Jul. 29).
- 1994 Peter Zedel and Grant Marshall awarded to Dallas as equalization for Toronto's signing of Mike Craig (Aug. 10).
- 1994 **Terry Yake** from Anaheim for David Sacco (Sept. 28).
- 1994 **Dixon Ward**, **Guy Leveque**, **Shayne Toporowski** and **Kelly Fairchild** from Los Angeles in exchange for Eric Lacroix, Chris Snell and a fourth round pick in the 1996 Entry Draft (Eric Belanger) (Oct. 3)
- 1995 **Randy Wood** claimed from Buffalo in NHL Waiver Draft (Jan. 18)
- 1995 **Warren Rychel** obtained from Washington, who was obtained from Los Angeles earlier that day, for Toronto's fourth round selection in 1995 (Sebastien Charpentier) (Feb. 10)
- 1995 **Gord Kruppke** (with Adirondack of the AHL) from Detroit for Chris Govedaris (with Milwaukee of the IHL) (Feb. 17)
- 1995 **Rich Sutter** from Tampa Bay for future considerations (Mar. 13)
- 1995 **Benoit Hogue** and NY Islanders' third round pick in 1995 (**Ryan Peperall**) and fifth round pick in 1996 (**Brandon Sugden**) for junior Eric Fichaud (Apr. 6)
- 1995 **Paul DiPietro** from Montreal for a fourth round draft selection in 1996 (Kim Staal) (Apr. 6).
- 1995 A sixth round pick in 1996 from Calgary for Nikolai Borschevsky (**Chris Bogas**) (Apr. 6)
- 1995 **Grant Jennings** from Pittsburgh for Drake Berehowsky (Apr. 7)
- 1995 **Tie Dorn** from Winnipeg for Mike Eastwood and Toronto's third round selection in 1995 (Brad Isbister) (Apr. 7).
- 1995 **Sergio Momesso** from Vancouver for Mike Ridley (Jul. 8).
- 1995 **Larry Murphy** from Pittsburgh for Dmitri Mironov and Toronto's second round pick in 1996 (transferred to New Jersey - Joshua Dewolf) (Jul. 8).
- 1995 **Rob Zettler** from Philadelphia for a fifth round draft pick in 1996 (Per-Ragna Bergquist) (Jul. 8).
- 1995 **Mike Hudson** signed as a free agent from Pittsburgh (Aug. 28).
- 1995 **Dmitry Yushkevich** and Philadelphia's second round pick in 1996 (**Francis Larivee**) for Toronto's first round pick in 1996 (Dainius Zubrus), second pick in 1997 (Jean-Marc Pelletier), and LA's fourth round pick in 1996 (transferred back to Los Angeles - Mikael Simons) acquired in 1994 Yanic Perreault trade (Aug. 30).
- 1995 **Brent Gretzky** signed as a free agent (Sept. 8).
- 1995 Pat Jablonski claimed by St. Louis in NHL Waiver Draft. Future considerations from Colorado for Warren Rychel (Oct. 2).
- 1995 **Peter White** and 1996 4th round pick from Edmonton for Kent Manderville (Dec. 4).
- 1996 Mike Hudson claimed on waivers by St. Louis (Jan. 4).
- 1996 Damian Rhodes and Ken Belanger traded to the NY Islanders in exchange for **Kirk Muller**. New York then dealt Rhodes and Wade Redden to Ottawa in exchange for Bryan Berard and Martin Straka. Toronto received **Don Beaupre** from the Senators. (Jan. 23).
- 1996 **Dave Gagner** and Dallas' sixth round pick in 1996 (**Dmitri Yakushin**) for Randy Wood and Benoit Hogue. (Jan. 28).
- 1996 **Nick Kypreos** and **Wayne Presley** from NY Rangers for Bill Berg and Sergio Momesso. (Feb. 29).
- 1996 **Wendel Clark**, **Mathieu Schneider** and unsigned junior **Denis (D.J.) Smith** from the NY Islanders for Kenny Jonsson, Darby Hendrickson, junior Sean Haggarty and the Leafs' 1st round selection in 1997 (Roberto Luongo) (Mar. 13).
- 1996 A 2nd round selection in the 1996 Entry Draft (**Marek Posmyk**) and New Jersey's 4th round selection in 1998 (transferred to Edmonton - Kristian Antila) for Dave Andreychuk (Mar. 13).
- 1996 A fourth round pick in 1996 (transferred to Montreal - Kim Staal) from Anaheim for Ken Baumgartner (Winnipeg's draft selection from Selanne trade on Feb. 7) (Mar. 20).
- 1996 **Jamie Baker** and San Jose's fifth round draft pick (**Peter Cava**) for Todd Gill (Jun. 14).
- 1996 A 4th round pick in 1996 (**Vladimir Antipov**) from Phoenix for Mike Gartner (Jun. 22).
- 1996 A 3rd round pick in 1996 (**Mike Lankshear**), from Calgary for Dave Gagner (Jun. 22).
- 1996 **Scott Pearson** signed as a free agent (Jul. 24).
- 1996 **Daniel Marois** signed as a free agent. (Aug. 20).
- 1996 **Greg Smyth** signed as a free agent. (Aug. 22).



# ALL-TIME PLAYER TRANSACTIONS



- 1996 Darby Hendrickson** acquired from NY Islanders in exchange for a conditional 1998 mid round draft pick (Jiri Dopita) (Oct. 11)
- 1996 Ralph Intranuovo** claimed by Edmonton off waivers (Oct. 25)
- 1996 Tom Pederson** signed as a free agent (Dec. 13).
- 1997 Craig Wolanin** obtained from Tampa Bay in exchange for Toronto's 1998 third round draft pick (transferred to Edmonton - Alex Henry) (Jan. 31)
- 1997 Jason Smith, Steve Sullivan** and **Alyn McCauley** from New Jersey in exchange for Doug Gilmour, Dave Ellett and a 1999 3rd round pick (Andre Lakos) previously obtained from Devils (Feb. 25)
- 1997** Future considerations from Detroit for Larry Murphy (Mar. 18)
- 1997 Kelly Chase** from Hartford in exchange for Toronto's 8th round selection in 1998 Entry Draft (Jaros Svoboda) (Mar. 18)
- 1997 Jason Podollan** from Florida in exchange for Kirk Muller (Mar. 18).
- 1997 Per Gustafsson** obtained from Florida in exchange for Mike Lankshear (Jun. 12).
- 1997 Derek King** and **Mike Kennedy** signed as free agents (Jul. 3).
- 1997 Kris King** signed as a free agent (Jul. 7).
- 1997 Glenn Healy** signed as a free agent (Jul. 8).
- 1997 Kevyn Adams** signed as a free agent (Aug. 1)
- 1997 Igor Korolev** signed as a free agent (Sept. 28)
- 1997** Future considerations from St. Louis for Kelly Chase (Sept. 30)
- 1998 Jeff Brown** acquired from Carolina in exchange for a conditional 1999 4th round draft pick (transferred to Nashville - Yevgeny Pavlov) (Jan. 2)
- 1998 Lonny Bohonos** from Vancouver in exchange for Brandon Convery (Mar. 7)
- An 8th round draft pick in 1998 (**Dwight Wolfe**) from Ottawa for Per Gustafsson (Mar. 17)
- 1998 Sylvain Cote** from Washington for Jeff Brown (Mar. 24)
- 1998** A 4th round pick in 1998 Entry Draft from Detroit (**Alexei Ponikarovsky**) for Jamie Macoun (Mar. 24)
- 1998** An 8th round pick in 1998 Entry Draft from Dallas (**Mihail Travnicek**) for Mike Kennedy (Mar. 24)
- 1998** Rob Zettler selected by Nashville in the 1998 Expansion Draft (Jun. 26)
- 1998 Ladislav Kohn** from Calgary for David Cooper (Jul. 2)
- 1998 Steve Thomas** signed as a free agent (Jul. 12)
- 1998 Dallas Eakins** signed as a free agent (Jul. 14)
- 1998 Curtis Joseph** signed as a free agent (Jul. 15)
- 1998 Niklas Andersson** signed as a free agent (Sept. 4)
- 1998 Kevin Dahl** claimed from St. Louis in NHL Waiver Draft (Oct. 5)
- 1998 Garry Valk** and **Glen Featherstone** signed as free agents (Oct. 6)
- 1998 Alexander Karpovtsev** and the NY Rangers' fourth round pick in 1999 (**Mirko Murovic**) for Mathieu Schneider (Oct. 14)
- 1999 Bryan Berard** and the NY Islanders' sixth round selection (**Jan Sochor**) for Felix Potvin and Toronto's sixth round selection, later traded to Tampa Bay - (Fedor Fedorov) (Jan. 9)
- 1999 Chris McAllister** from Vancouver for Darby Hendrickson (Feb. 16)
- 1999 David Nemirovsky** from Florida for Jeff Ware (Feb. 17)
- 1999 Yanic Perreault** from Los Angeles for Jason Podollan and Toronto's third round pick (Cory Campbell) in the 1999 Entry Draft (Mar. 23)

- 1999** Edmonton's fourth round pick (**Jonathan Zion**) in the 1999 Entry Draft and second round pick in the 2000 Entry Draft (**Kris Vernarsky**) for Jason Smith (Mar. 23)
- 1999** Yannick Tremblay selected by Atlanta in the 1999 Expansion Draft (Jun. 25)
- 1999 Jonas Hoglund** signed as a free agent (Jul. 7)
- 1999 Greg Andrusak, Brian Wiseman** and **Terran Sandwith** signed as free agents (Jul. 9)
- 1999 Jason Bonsignore** signed as a free agent (Jul. 15)
- 1999** Atlanta's sixth round pick in the 2001 Entry Draft for the rights to Martin Prochazka (Jul. 15)
- 1999** Future considerations from Tampa Bay for Jeff Reese (Aug. 6)
- 1999 Craig Charron** obtained from NY Islanders in exchange for Niklas Andersson (Aug. 17)
- 1999 Jimmy Waite** signed as a free agent (Aug. 19)
- 1999 Cory Cross** and a 7th round selection in the 2001 Entry Draft from Tampa Bay for Fredrik Modin (Oct. 1)
- 1999** A 2nd round selection in the 2001 Entry Draft and a conditional draft choice also in 2001 from the Chicago in exchange for Sylvain Cote (Oct. 8)
- 1999 Tyler Hariton** and future considerations from St. Louis in exchange for Derek King (Oct. 20)
- 1999** Boston's right to match **Dmitri Khristich's** arbitration award in exchange for Toronto's 2nd round choice in the 2000 Entry Draft (Ivan Huml) (Oct. 21)
- 1999** Steve Sullivan claimed by Chicago off waivers (Oct. 23)
- 1999** A 3rd round pick in the 2000 Entry Draft (**Mikael Tellqvist**) from Tampa Bay in exchange for Todd Warriner (Nov. 29)

---

## 2000s

---

- 2000 Darcy Tucker** and a 4th round pick in the 2000 Entry Draft (**Miguel Delisle**) from Tampa Bay in exchange for Mike Johnson, Marek Posmyk and Toronto's 5th and 6th round picks in the 2000 Entry Draft (Pavel Sedov, Aaron Gionet) (Feb. 9)
- 2000 Don MacLean** from Los Angeles in exchange for Craig Charron (Feb. 23)
- 2000** Kevyn Adams selected by the Columbus and Tommi Rajamaki chosen by the Minnesota in the 2000 Expansion Draft (Jun. 23)
- 2000** Anaheim's 6th and 7th round picks (**Vadim Sozinov, Markus Seikola**) in exchange for the rights to Jonathan Hedstrom (Jun. 25)
- 2000 Gary Roberts** and **Shayne Corson** signed as free agents (Jul. 4)
- 2000 Dave Manson** signed as a free agent (Aug. 16)
- 2000 Regan Kelly** from Philadelphia in exchange for Chris McAllister (Sept. 26)
- 2000 Bryan McCabe** from Chicago in exchange for Alexander Karpovtsev and Toronto's 4th round pick in the 2001 Entry Draft (Vladimir Gusev) (Oct. 2)
- 2000** Future considerations from Dallas in exchange for Gerald Diduck (Oct. 29)
- 2000** A 3rd round pick in the 2001 Entry Draft (**Brendan Bell**) from Washington (originally Tampa Bay's pick) in exchange for Dmitri Khristich (Dec. 11)
- 2001 Wade Belak** claimed off waivers from Calgary (Feb. 16)
- 2001 Maxim Galanov** from Tampa Bay in exchange for Konstantin Kalmikov (Feb. 20)
- 2001 Aki Berg** from Los Angeles in exchange for Adam Mair and Toronto's 2nd round pick in the 2001 Entry Draft (Mike Cammalleri) (Mar. 13)
- 2001 Robert Reichel, Travis Green** and **Craig Mills** from Phoenix in exchange for Danny Markov (Jun. 12)



# ALL-TIME PLAYER TRANSACTIONS

- 2001 Mikael Renberg** from Phoenix in exchange for Sergei Berezin (Jun. 22)
- 2001** A 3rd round pick in the 2001 Entry Draft (**Nicolas Corbelli**) from Chicago (originally Philadelphia's pick) in exchange for Igor Korolev (Jun. 23)
- 2001 Alexander Mogilny** signed as a free agent (Jul. 3)
- 2001 Anders Eriksson** signed as a free agent (Jul. 4)
- 2001 Marty Wilford** from Chicago in exchange for the rights to free agent Shawn Thornton, assigned Wilford to St. John's (AHL) (Sept. 30)
- 2001 Corey Schwab** signed as a free agent. (Oct. 1)
- 2001 Jyrki Lumme** from Dallas in exchange for Dave Manson (Nov. 21)
- 2002 Marc Moro** from Nashville in exchange for D.J. Smith and Marty Wilford (Mar. 1)
- 2002 Tom Barrasso** from Carolina in exchange for a fourth round draft choice (Kevin Nastiuk) in the 2003 NHL Entry Draft (Mar. 15)
- 2002 Ric Jackman** from Boston in exchange for rights to Kris Vernarsky (May 13)
- 2002 Josh Holden** from Vancouver in exchange for Jeff Farkas (Jun. 23)
- 2002 Ryan Bonni** from Vancouver in exchange for future considerations (Jun. 25)
- 2002 Ed Belfour** signed as a free agent (Jul. 2)
- 2002 Tom Fitzgerald** signed as a free agent (Jul. 17)
- 2002 Robert Svehla** from Florida in exchange for Dmitry Yushkevich (Jul. 19)
- 2002 Aaron Gavey** signed as a free agent (Jul. 24)
- 2002 Nathan Barrett** signed as a free agent (Jul. 31)
- 2002 Trevor Kidd** signed as a free agent (Aug. 26)
- 2002 Brad Leeb** from Vancouver in exchange for the rights to Tomas Mojzis (Sept. 4)
- 2002 Harold Druken** off waivers from Carolina (Nov. 11)
- 2002 Nathan Perrott** from Nashville in exchange for Bob Wren (Nov. 30)
- 2003** Harold Druken claimed off waivers by Carolina (Jan. 16)
- 2003 Owen Nolan** from the San Jose in exchange for Alyn McCauley, Brad Boyes and a first round draft choice in the 2003 NHL Entry Draft (later traded to Boston - Mark Stuart) (Mar. 5)
- 2003 Glen Wesley** from Carolina in exchange for a second round draft choice in the 2004 NHL Entry Draft (transferred to Columbus - Kyle Wharton) (Mar. 9)
- 2003 Doug Gilmour** from Montreal in exchange for a sixth round draft choice in the 2003 NHL Entry Draft (Mark Flood) (Mar. 11)
- 2003 Phil Housley** from Chicago in exchange for future considerations (Mar. 11)
- 2003 Harold Druken** and **Jeff Daw** from Carolina in exchange for Allanourke and future considerations (May 29)
- 2003 Bryan Marchment** signed as a free agent (Jul. 11)
- 2003 Joe Nieuwendyk** signed as a free agent (Sept. 10)
- 2003 Ken Klee** signed as a free agent (Sept. 27)
- 2003** Travis Green claimed on waivers by Columbus; **Petr Tenkrat** off waivers by Toronto from Columbus (Oct. 3)
- 2003 Clarke Wilm** signed as a free agent (Oct. 28)
- 2004 Craig Johnson** claimed off waivers from Anaheim (Jan. 10)
- 2004 Drake Berehowsky** from Pittsburgh in exchange for Ric Jackman (Feb. 11)
- 2004 Brian Leetch** from NY Rangers in exchange for Maxim Kondratiev, Jarkko Immonen, a first round selection in the 2004 NHL Entry Draft (transferred to Calgary - Kris Chucko) and a second round selection in the 2005 NHL Entry Draft (Michael Sauer) (Mar. 3)
- 2004** Craig Johnson claimed off waivers by Washington (Mar. 5)
- 2004 Chad Kilger** claimed off waivers from Montreal (Mar. 9)
- 2004 Ron Francis** from Carolina in exchange for a fourth round selection in 2005 NHL Entry Draft (transferred to Columbus - Jared Boll) (Mar. 9)
- 2004 Calle Johansson** signed as a free agent (Mar. 9)
- 2004 Andy Wozniwski** signed as a free agent (May 27)
- 2004 Chris St. Jacques** signed as a free agent (Jun. 2)
- 2005 Jeff O'Neill** from Carolina in exchange for a conditional fourth round selection in the 2006 NHL Entry Draft (transferred to St. Louis - Reto Berra) (Jul. 30)
- 2005 Jason Allison** signed as a free agent (Aug. 5)
- 2005 Alexander Khavanov** signed as a free agent (Aug. 10)
- 2005 Eric Lindros** signed as a free agent (Aug. 11)
- 2005 Mike Hoffman** signed as a free agent (Aug. 12)
- 2005 Jean-Sebastien Aubin** signed as a free agent (Aug. 18)
- 2005 John Pohl** from St. Louis for future considerations (Aug. 24)
- 2005 Mariusz Czerkawski** signed as a free agent (Sept. 9)
- 2005 Brad Brown** signed as a free agent (Sept. 10)
- 2005** A conditional 6th round pick (**Leo Komarov**) in 2006 Entry Draft in exchange for Nathan Perrott (Nov. 6)
- 2006 Luke Richardson** from Columbus in exchange for a conditional 5th round pick (Nick Sucharski) in 2006 Entry Draft (Mar. 8)
- 2006 Alexander Suglobov** from New Jersey in exchange for Ken Klee (Mar. 8)
- 2006 Andrew Raycroft** from Boston in exchange for Tuukka Rask (Jun. 24)
- 2006 Hal Gill** signed as a free agent (Jul. 1)
- 2006 Pavel Kubina** signed as a free agent (Jul. 1)
- 2006 Erik Westrum** signed as a free agent (Jul. 13)
- 2006 Michael Peca** signed as a free agent (Jul. 18)
- 2006 Brent Aubin** signed as a free agent (Sept. 15)
- 2006 Boyd Devereaux** signed as a free agent (Oct. 7)
- 2006 Tyson Nash** and a 4th round pick (**Matt Frattin**) in 2007 Entry Draft from Phoenix in exchange for Mikael Tellqvist (Nov. 28)
- 2007 Travis Green** claimed off waivers from Anaheim (Jan. 10)
- 2007 Yanic Perreault** and a fifth round pick (**Joel Champagne**) in the 2008 Entry Draft from Phoenix in exchange for Brendan Bell and a second round pick (later traded to Nashville-Roman Josi) in the 2008 Entry Draft (Feb. 27)
- 2007 Reid Cashman** signed as a free agent (Mar. 20)
- 2007 Vesa Toskala** and **Mark Bell** from San Jose in exchange for a first round pick (later traded to St. Louis-Lars Eller) and a second round pick (later traded to St. Louis-Aaron Palushaj) in the 2007 Entry Draft, and a fourth round pick (later traded to Nashville-Craig Smith) in the 2009 Entry Draft (Jun. 22)
- 2007 Simon Gagne** signed as a free agent (Jun. 25)
- 2007 Jason Blake** signed as a free agent (Jul. 1)
- 2007 Scott Clemmensen** signed as a free agent (Jul. 6)
- 2007 David Ling** signed as a free agent (Jul. 9)
- 2007 Derrick Walser** signed as a free agent (Jul. 18)
- 2007 Tony Salmelainen** signed as a free agent (Aug. 31)
- 2008 Dominic Moore** claimed off waivers from Minnesota (Jan. 11)
- 2008 Kyle Rogers** signed as a free agent (Mar. 29)
- 2008 Stefano Giliati** signed as a free agent (Apr. 3)
- 2008 Tim Stapleton** signed as a free agent (Jun. 6)
- 2008** A fifth round pick (**Jerome Flaque**) in the 2008 Entry Draft from Florida in exchange for Wade Belak (Feb. 26)



# ALL-TIME PLAYER TRANSACTIONS



- 2008** A second round pick (**Jimmy Hayes**) in the 2008 Entry Draft and a fifth round pick (later traded to New York Rangers, then back to Pittsburgh-Andy Bathgate) in the 2009 Entry Draft from Pittsburgh in exchange for Hal Gill (Feb. 26)
- 2008** A third round pick (later traded to St. Louis-James Livingston) in the 2008 Entry Draft from Florida in exchange for Chad Kilger (Feb. 26)
- 2008** **Jamal Mayers** from St. Louis in exchange for a third round pick (James Livingston) in the 2008 Entry Draft (Jun.19)
- 2008** **Jeff Finger** signed as a free agent (Jul. 1)
- 2008** **Niklas Hagman** signed as a free agent (Jul. 1)
- 2008** **Curtis Joseph** signed as a free agent (Jul. 1)
- 2008** **Mikhail Grabovski** from Montreal in exchange for a second round pick (later traded to Montreal, then Chicago, then back to Toronto, then Boston-Jared Knight) in the 2010 Entry Draft and the rights to Greg Pateryn (Jul. 3)
- 2008** **Ryan Hollweg** from the New York Rangers in exchange for Pittsburgh's fifth round pick (later traded back to Pittsburgh-Andy Bathgate) in the 2009 Entry Draft (Jul. 14)
- 2008** **Mike Van Ryn** from Florida in exchange for Bryan McCabe and a fourth round pick (Sam Brittain) in the 2010 Entry Draft (Sep. 2)
- 2008** **Lee Stempniak** from St. Louis in exchange for Carlo Colaiacovo and Alex Steen (Nov. 24)
- 2009** **Brad May** from Anaheim in exchange for a conditional pick in the 2010 Entry Draft (Jan. 7)
- 2009** **Ryan Hamilton** from Minnesota in exchange for Robbie Earl (Jan. 21)
- 2009** **Martin Gerber** claimed off waivers from Ottawa (Mar. 4)
- 2009** **Erik Reitz** claimed off waivers from the New York Rangers (Mar. 4)
- 2009** A second round pick (**Kenny Ryan**) and a conditional pick in the 2009 Entry Draft from the New York Rangers in exchange for Nik Antropov (Mar. 4)
- 2009** Carolina's second round pick (**Jesse Blacker**) in the 2009 Entry Draft from Buffalo in exchange for Dominic Moore (Mar. 4)
- 2009** **Olaf Kolzig**, **Jamie Heward**, **Andy Rogers** and a fourth round pick (forfeited) in the 2009 Entry Draft from Tampa Bay in exchange for Richard Petiot (Mar. 4)
- 2009** **Jeff Hamilton** signed as a free agent (Mar. 5)
- 2009** **Jay Harrison** signed as a free agent (Mar. 27)
- 2009** **Christian Hanson** signed as a free agent (Mar. 31)
- 2009** **Tyler Bozak** signed as a free agent (Apr. 3)
- 2009** **Robert Slaney** signed as a free agent (Apr. 14)
- 2009** **Mike Komisarek** signed as a free agent (Jul.1)
- 2009** **Colton Orr** signed as a free agent (Jul. 1)
- 2009** **Garnet Exelby** and **Colin Stuart** from Atlanta in exchange for Pavel Kubina and Tim Stapleton (Jul. 1)
- 2009** **Francois Beauchemin** signed as a free agent (Jul. 6)
- 2009** **Tim Brent** signed as a free agent (Jul. 6)
- 2009** **Jay Rosehill** signed as a free agent (Jul. 6)
- 2009** **Richard Greenop** signed as a free agent (Jul. 6)
- 2009** **Jonas Gustavsson** signed as a free agent (Jul. 7)
- 2009** **Rickard Wallin** signed as a free agent (Jul. 10)
- 2009** **Wayne Primeau** and a second round pick in the 2011 Entry Draft from Calgary in exchange for Anton Stralman, Colin Stuart and a seventh round pick in 2012 (Jul. 27)
- 2009** A conditional draft pick in 2011 from Anaheim in exchange for Justin Pogge (Aug. 10)
- 2009** **Joey MacDonald** signed as a free agent (Aug. 10)

- 2009** **Phil Kessel** from Boston for Toronto's first round pick (Tyler Seguin) and second round pick (Jared Knight) in the 2010 Entry Draft, and first round pick in the 2011 Entry Draft (Sept. 18)
- 2009** **Philippe Paradis** from Carolina in exchange for Jiri Tlustý (Dec. 3)

---

## 2010s

---

- 2010** **Dion Phaneuf**, **Fredrik Sjostrom** and **Keith Aulie** from Calgary in exchange for Niklas Hagman, Jamal Mayers, Matt Stajan and Ian White (Jan. 31)
- 2010** **Jean-Sebastien Giguere** from Anaheim in exchange for Jason Blake and Vesa Toskala (Jan. 31)
- 2010** **Jamie Lundmark** claimed off waivers from Calgary (Feb. 13)
- 2010** **Luca Caputi** and **Martin Skoula** from Pittsburgh in exchange for Alexei Ponikarovsky (Mar. 2)
- 2010** A fifth round pick (**Sam Carrick**) in the 2010 Entry Draft from New Jersey in exchange for Martin Skoula (Mar. 3)
- 2010** **Matt Jones**, a fourth round pick (later traded to Washington-Philipp Grubauer) and a seventh round pick (later traded to Edmonton-Kellen Jones) in the 2010 Entry Draft from Phoenix in exchange for Lee Stempniak (Mar. 3)
- 2010** A seventh round pick in the 2011 Entry Draft from Anaheim in exchange for Joey MacDonald (Mar. 3)
- 2010** **Chris Peluso** from Pittsburgh in exchange for a sixth round pick (Joe Rogalski) in the 2010 Entry Draft (Mar. 3)
- 2010** **Simon Gysbers** signed as a free agent (Mar. 10)
- 2010** **Brayden Irwin** signed as a free agent (Mar. 29)
- 2010** **Jussi Rynnäs** signed as a free agent (Apr. 23)
- 2010** **Ben Scrivens** signed as a free agent (Apr. 28)
- 2010** **Mike Brown** from Anaheim in exchange for Toronto's fifth round pick (Chris Wagner) in the 2010 Entry Draft (Jun. 26)
- 2010** **Kris Versteeg** and **Bill Sweatt** from Chicago in exchange for Viktor Stalberg, Chris DiDomenico and Philippe Paradis (Jun. 30)
- 2010** **Colby Armstrong** signed as a free agent (Jul. 1)
- 2010** **Joey Crabb** signed as a free agent (Jul. 1)
- 2010** **Danny Richmond** signed as a free agent (Jul. 1)
- 2010** **Mike Zigomanis** signed as a free agent (Jul. 3)
- 2010** **Brett Lebda** signed as a free agent (Jul. 6)
- 2010** **Marcel Mueller** signed as a free agent (Jul. 14)
- 2010** **Matt Lashoff** from Tampa Bay in exchange for Alex Berry and Stefano Giliati (Aug. 27)
- 2010** **Clarke MacArthur** signed as a free agent (Aug. 28)
- 2010** **Andrew Crescenzi** signed as a free agent (Sept. 24)
- 2011** **Joffrey Lupul**, **Jake Gardiner** and a conditional fourth round pick in 2013 from Anaheim in exchange for Francois Beauchemin (Feb. 9)
- 2011** First and third round picks in the 2011 Entry Draft from Philadelphia in exchange for Kris Versteeg (Feb. 14)
- 2011** **Aaron Voros** from Anaheim in exchange for a conditional seventh round pick in the 2011 Entry Draft (Feb. 15)
- 2011** **Joe Colborne**, a first round pick in the 2011 Entry Draft and a conditional second round pick in the 2012 Entry Draft from Boston in exchange for Tomas Kaberle (Feb. 18)
- 2011** A seventh round pick in the 2012 Entry Draft from NY Rangers in exchange for John Mitchell (Feb. 28)
- 2011** **Tyler Brenner** signed as a free agent (Mar. 21)
- 2011** **Mark Owuya** signed as a free agent (Apr. 28)
- 2011** **John Michael Liles** from Colorado in exchange for Boston's second round pick in the 2012 Entry Draft (Jun. 24)
- 2011** **Tim Connolly** signed as a free agent (Jul. 2)

# ALL-TIME PLAYER TRANSACTIONS

- 2011 Cody Franson** and **Matthew Lombardi** from Nashville in exchange for Brett Lebda and Robert Slaney. The trade also includes a conditional fourth-round pick in 2013 Entry Draft (Jul. 3)
- 2011 Philippe Dupuis** signed as a free agent (Jul. 7)
- 2011 David Steckel** from New Jersey in exchange for a fourth round pick in the 2012 Entry Draft (Oct. 4)
- 2012 Darryl Boyce** claimed off waivers by Columbus (Feb. 25)
- 2012 Carter Ashton** from Tampa Bay in exchange for Keith Aulie (Feb. 27)
- 2012 Mark Fraser** from Anaheim in exchange for Dale Mitchell (Feb. 27)
- 2012 Spencer Abbott** signed as a free agent (Mar. 28)
- 2012 James van Riemsdyk** from Philadelphia in exchange for Luke Schenn (Jun. 23)
- 2012 Jay McClement** signed as a free agent (Jul. 1)
- 2012 Mike Kostka** signed as a free agent (Jul. 1)
- 2012 Keith Aucoin** signed as a free agent (Jul. 24)
- 2013 Mike Mottau** signed as a free agent (Jan. 15)
- 2013** A conditional fourth round pick in the 2014 Entry Draft from Phoenix in exchange for Matthew Lombardi (Jan. 16)
- 2013** Keith Aucoin claimed off waivers by New York Islanders (Jan. 17)
- 2013 Frazer McLaren** claimed off waivers from San Jose (Jan. 31)
- 2013** A fourth round pick in the 2014 Entry Draft from Edmonton in exchange for Mike Brown (Mar. 4)
- 2013 Ryan Lasch** and a seventh round pick in the 2014 Entry Draft from Anaheim in exchange for David Steckel (Mar. 14)
- 2013 Kevin Marshall** acquired from Washington in exchange for Nicolas Deschamps (Mar. 14)
- 2013 Drew MacIntyre** signed as a free agent (Apr. 2)
- 2013 Ryan O'Byrne** acquired from Colorado in exchange for a fourth round pick in the 2014 Entry Draft (Apr. 3)
- 2013 Jonathan Bernier** acquired from Los Angeles in exchange for Matt Frattin, Ben Scrivens and a second round pick in either the 2014 or 2015 Entry Draft (Jun. 23)
- 2013 Dave Bolland** acquired from Chicago in exchange for Toronto's second round pick in the 2013 Entry Draft (Carl Dahlstrom), Anaheim's fourth round pick in 2013 (previously acquired and Chicago later traded to San Jose, Fredrik Bergvik) and a fourth round pick in 2014 Entry Draft (Jun. 30)
- 2013 T.J. Brennan** signed as a free agent (Jul. 5)
- 2013 David Clarkson** signed as a free agent (Jul. 5)
- 2013 Trevor Smith** signed as a free agent (Jul. 5)
- 2013 Troy Bodie** signed as a free agent (Jul. 10)
- 2013 Chris Gibson** signed as a free agent (Jul. 19)
- 2013 Paul Ranger** signed as a free agent (Jul. 24)
- 2013 Mason Raymond** signed as a free agent (Sep. 23)
- 2013** A fourth round pick in the 2014 Entry Draft in exchange for Joe Colborne (Sep. 28)
- 2013 Jerred Smithson** signed as a free agent (Nov. 6)
- 2013 Peter Holland** and **Brad Staubitz** acquired from Anaheim in exchange for Jesse Blacker, a 2nd round pick and Anaheim's 7th round pick (previously acquired) in the 2014 Entry Draft (Nov. 16)
- 2014 Tim Gleason** acquired from Carolina in exchange for John-Michael Liles and Dennis Robertson (Jan. 1)
- 2014 Cameron Abney** and **Teemu Hartikainen** acquired from Edmonton in exchange for Mark Fraser (Jan. 31)
- 2014 Roman Polak** acquired from St. Louis in exchange for Carl Gunnarsson and Calgary's fourth round pick in 2014 (previously acquired, Ville Husso) (Jun. 28)
- 2014 Stephan Robidas** signed as a free agent (Jul. 1)
- 2014 Leo Komarov** signed as a free agent (Jul. 1)
- 2014 Matt Frattin** acquired from Columbus in exchange for Jerry D'Amigo (Jul. 1)
- 2014 Petri Kontiola** signed as free agent (Jul. 3)
- 2014 Michael Santorelli** signed as a free agent (Jul. 3)
- 2014 David Booth** signed as a free agent (Jul. 22)
- 2014 David Winnik** signed as a free agent (Jul. 28)
- 2015 Richard Panik** claimed on waivers from Tampa Bay (Oct. 10)
- 2015** Acquired a conditional 7th round draft pick in 2016 from Tampa Bay for Carter Ashton and David Broll (Feb. 6)
- 2015 Olli Jokinen** and **Brendan Leipsic** acquired from Nashville along with Nashville's first round draft pick in 2015 for Cody Franson and Mike Santorelli (Feb. 15)
- 2015 Zach Sill** acquired from Pittsburgh along with Pittsburgh's second round draft pick in 2016 and Pittsburgh's fourth round draft pick in 2015 for Daniel Winnik (Feb. 25)
- 2015 Nathan Horton** acquired from Columbus for David Clarkson (Feb. 26)
- 2015 T.J. Brennan** acquired from Chicago for Spencer Abbott (Feb. 26)
- 2015 Tim Erixon** claimed on waivers from Chicago (Mar. 1)
- 2015 Joakim Lindstrom** acquired with a conditional sixth round draft pick in 2016 from St. Louis for Olli Jokinen (Mar. 2)
- 2015 Eric Brewer** acquired along with a fifth round draft pick in 2016 from Anaheim for Korbinian Holzer (Mar. 3)
- 2015 Nikita Soshnikov** signed as a free agent (Mar. 20)
- 2015 Casey Bailey** to signed as a free agent (Mar. 21)
- 2015 Zach Hyman** and a conditional seventh round pick acquired from Florida in exchange for Greg McKeeg (Jun. 19)
- 2015 Martin Marincin** acquired from Edmonton for Brad Ross and a fourth-round draft pick in the 2016 NHL Entry Draft (Jun. 27)
- 2015 Mark Arcobello** signed as a free agent (Jul. 1)
- 2015 Matt Hunwick** signed as a free agent (Jul. 1)
- 2015 P.A. Parenteau** signed as a free agent (Jul. 1)
- 2015 Scott Harrington, Kasperii Kapanen, Nick Spaling**, a first round draft pick in 2016 and a third round draft pick in 2016 acquired from Pittsburgh in exchange for Tyler Biggs, Tim Erixon, Phil Kessel and a second round draft pick in 2016 (previously acquired by Toronto from Pittsburgh) (Jul. 1)
- 2015 Shawn Matthias** signed as a free agent (Jul. 6)
- 2015 Taylor Beck** acquired from Nashville for Jamie Devane (Jul. 12)
- 2015 Michael Grabner** acquired for Taylor Beck, Matt Finn, Christopher Gibson, Tom Nilsson and Carter Verhaeghe (Sep. 17)
- 2015 Frank Corrado** claimed on waivers from Vancouver (Oct. 6)
- 2015 Rich Clune** signed as a free agent (Oct. 29)
- 2016 Jeremy Morin** acquired from Chicago for Richard Panik (Jan. 3)
- 2016 Jared Cowen, Milan Michalek, Colin Greening, Tobias Lindberg**, and a 2nd second-round pick in the 2017 NHL Entry Draft acquired from Ottawa for Casey Bailey, Cody Donaghe, Matt Frattin, Dion Phaneuf and Ryan Rupert. (Feb. 9)
- 2016 Colin Smith** and a 4th round pick in the 2016 Entry Draft from Colorado in exchange for Shawn Matthias (Feb. 21)
- 2016** Acquired 2nd round selections in the 2017 and 2018 NHL Entry Drafts as well as Raffi Torres from San Jose for Roman Polak and Nick Spaling. (Feb. 22)
- 2016 Alex Stalock, Ben Smith** and a conditional 4th round pick in the 2018 NHL Entry Draft from San Jose for James Reimer and Jeremy Morin. (Feb. 27)



# ALL-TIME PLAYER TRANSACTIONS



- 2016 Connor Carrick, Brooks Laich** and a 2nd round pick in the 2016 NHL Entry Draft, from Washington for Daniel Winnik and Anaheim's 5th round selection in the 2016 Entry Draft. (Feb. 28)
- 2016 Kasimir Kaskisuo** signed as a free agent (Mar. 28)
- 2016 Nikita Zaitsev** signed as a free agent (May 2)
- 2016 Frederik Anderson** acquired from Anaheim for Pittsburgh's first round draft pick in 2016 and a second round draft pick in 2017 (Jun. 20)
- 2016 Matt Martin** signed as a free agent (Jul. 1)
- 2016 Roman Polak** signed as a free agent (Jul. 2)
- 2016 Justin Holl** signed as a free agent (Jul. 2)
- 2016** Acquired a conditional pick in 2017 from Anaheim for Jonathan Bernier (Jul. 8)
- 2016 Trevor Moore** signed as a free agent (Jul. 26)
- 2016 Jhonas Enroth** signed as a free agent (Aug. 22)
- 2016** Acquired a conditional pick in the 2018 NHL Draft from Arizona in exchange for Peter Holland. (Dec. 9)
- 2017** Acquired a seventh round pick in the 2018 NHL Draft from Anaheim in exchange for Jhonas Enroth (Jan. 11)
- 2017 Sergei Kalinin** acquired from New Jersey in exchange for Viktor Loov (Feb. 18)
- 2017 Brian Boyle** acquired from Tampa Bay in exchange for Byron Froese and a second round pick in the 2017 NHL Draft. (Feb. 27)
- 2017 Eric Fehr, Steven Olesky** and fourth round pick in the 2017 NHL Draft acquired from Pittsburgh in exchange for Frank Corrado (Mar. 1)
- 2017 Miro Aaltonen** signed as a free agent (Mar. 17)
- 2017 Andreas Borgman** signed as a free agent (May 16)
- 2017 Calle Rosen** signed as a free agent (May 16)
- 2017 Brendan Leipsic** selected by Vegas in 2017 Expansion Draft (Jun. 21)
- 2017 Ron Hainsey** signed as a free agent (Jul. 1)
- 2017 Dominic Moore** signed as a free agent (Jul. 1)
- 2017 Vincent LoVerde** signed as a free agent (Jul. 1)
- 2017 Chris Mueller** signed as a free agent (Jul. 1)
- 2017 Patrick Marleau** signed as a free agent (Jul. 2)
- 2017 Calvin Pickard** acquired from Vegas in exchange for Tobias Lindberg and a sixth round pick in the 2018 NHL Draft (Oct. 6)
- 2018** Acquired a fourth round pick in the 2019 NHL Draft from St. Louis in exchange for Nikita Soshnikov (Feb. 15)
- 2018** Acquired a seventh round pick in the 2020 NHL Draft from San Jose in exchange for Eric Fehr (Feb. 20)
- 2018 Tomas Plekanec and Kyle Baun** acquired from Montreal in exchange for Kerby Rychel, Rinat Valiev and a second round pick in the 2018 NHL Draft (Feb. 25)
- 2018 Mason Marchment** signed as a free agent (Mar. 17)
- 2018 Par Lindholm** signed as a free agent (May 17)
- 2018 Igor Ozhiganov** signed as a free agent (May 17)
- 2018 John Tavares** signed as a free agent (Jul. 1)
- 2018 Adam Cracknell** signed as a free agent (Jul. 1)
- 2018 Josh Jooris** signed as a free agent (Jul. 1)
- 2018 Jordan Subban** signed as a free agent (Jul. 1)
- 2018** Acquired **Eamon McAdam** from NY Islanders for Matt Martin (Jul. 3)
- 2018 Tyler Ennis** signed as a free agent (Jul. 6)
- 2018 Morgan Klimchuk** acquired from Calgary in exchange for Andrew Nielsen (Nov. 27)
- 2018 Michael Carcone** acquired from Vancouver in exchange for Josh Leivo (Dec. 3)
- 2018 Steve Olesky** acquired from Anaheim in exchange for Adam Cracknell (Dec. 10)

- 2018 Michael Hutchinson** acquired from Florida in exchange for a fifth round pick in the 2020 NHL Draft (Dec. 30)
- 2019 Gabriel Gagne** acquired from Ottawa in exchange for Morgan Klimchuk (Jan. 11)
- 2019 Jake Muzzin** acquired from Los Angeles in exchange for Carl Grundstrom, Sean Durzi and a first round pick in the 2019 NHL Draft (Jan. 28)
- 2019 Nicolas Baptiste** acquired from Buffalo in exchange for future considerations (Feb. 24)
- 2019 Nic Petan** acquired from Winnipeg in exchange for Par Lindholm (Feb. 25)
- 2019 Ilya Mikheyev** signed as a free agent (May 6)
- 2019 Teemu Kivihalmé** signed as a free agent (May 7)
- 2019 Cody Ceci, Ben Harpur, Aaron Luchuk** and a third round pick in the 2020 NHL Draft acquired from Ottawa in exchange for Connor Brown, Nikita Zaitsev and Michael Carcone (Jul. 1)
- 2019 Jason Spezza** signed as a free agent (Jul. 1)
- 2019 Tyson Barrie, Alexander Kerfoot** and a sixth round pick in the 2020 NHL Draft acquired from Colorado in exchange for Nazem Kadri, Calle Rosen and a third round pick in the 2020 NHL Draft.
- 2019 David Clarkson** and a fourth round pick acquired from Vegas in exchange for Garret Sparks (Jul. 23)
- 2019 Pontus Aberg** signed as a free agent (Jul. 24)
- 2019 Kenny Agostino** signed as a free agent (Jul. 24)
- 2019 Tyler Gaudet** signed as a free agent (Jul. 24)
- 2019 Kalle Kossila** signed as a free agent (Jul. 24)
- 2019 Nick Shore** signed as a free agent (Jul. 24)
- 2019 Garrett Wilson** signed as a free agent (Jul. 24)
- 2019 Kevin Gravel** signed as a free agent (Jul. 24)
- 2019 Jordan Schmaltz** acquired from St. Louis in exchange for Andreas Borgman (Jul. 25)

## 2020s

- 2020 Jack Campbell and Kyle Clifford** acquired from Los Angeles in exchange for Trevor Moore, a third round pick in the 2020 NHL Draft and a third round pick in the 2021 NHL Draft (Feb. 6)
- 2020 Denis Malgin** acquired from Florida in exchange for Mason Marchment (Feb. 19)
- 2020 Max Veronneau** acquired from Ottawa in exchange for Aaron Luchuk and a conditional sixth-round pick in the 2021 NHL Draft (Feb. 19)
- 2020 Miikka Salomaki** acquired from Nashville in exchange for Ben Harpur (Feb. 22)
- 2020 Calle Rosen** acquired from Colorado in exchange for Michael Hutchinson (Feb. 24)
- 2020 Matt Lorigo** acquired from NY Islanders in exchange for Jordan Schmaltz (Feb. 24)
- 2020 Kristians Rubins** signed as a free agent (Apr. 1)
- 2020 Alexander Barabanov** signed as a free agent (Apr. 7)
- 2020 Mikko Lehtonen** signed as a free agent (May 4)
- 2020 Evan Rodrigues, Filip Hallander, David Warsofsky** and a first round pick in the 2020 NHL Draft acquired from Pittsburgh in exchange for Kasperii Kapanen, Pontus Aberg and Jesper Lindgren (Aug. 25)
- 2020 Wayne Simmonds** signed as a free agent (Oct. 9)
- 2020 TJ Brodie** signed as a free agent (Oct. 9)
- 2020 Travis Boyd** signed as a free agent (Oct. 10)
- 2020 Zach Bogosian** signed as a free agent (Oct. 10)
- 2020 Joey Anderson** acquired from New Jersey in exchange for Andreas Johnsson.
- 2020 Jimmy Vesey** signed as a free agent (Oct. 11)
- 2020 Aaron Dell** signed as a free agent (Oct. 13)
- 2020 Joe Thornton** signed as a free agent (Oct. 16)

# ALL-TIME PLAYER TRANSACTIONS

- 2020 Michael Hutchinson** signed as a free agent (Oct. 30)
- 2021 Scott Sabourin** signed as a free agent (Feb. 7)
- 2021 Alex Galchenyuk** acquired from Carolina in exchange for Egor Korshkov and David Warsofsky (Feb. 15)
- 2021 Veini Vehviläinen** acquired from Columbus in exchange for Mikko Lehtonen (Mar. 12)
- 2021 Alex Steeves** signed as a free agent (Mar. 29)
- 2021 Riley Nash** acquired from Columbus in exchange for a conditional seventh-round pick in the 2022 NHL Draft (Apr. 9)
- 2021 Nick Foligno** acquired from Columbus in exchange for a first-round pick in the 2021 NHL Draft and a fourth-round pick in the 2022 NHL Draft (Apr. 11)
- 2021 Stefan Noesen** acquired from San Jose in exchange for a fourth-round pick in the 2021 NHL Draft (Apr. 11)
- 2021 David Rittich** acquired from Calgary in exchange for a third-round pick in the 2022 NHL Draft (Apr. 11)
- 2021 Ben Hutton** acquired from Anaheim in exchange for a fifth-round pick in the 2022 NHL Draft (Apr. 12)
- 2021 Antti Suomela** acquired from San Jose in exchange for Alexander Barabanov (Apr. 12)
- 2021 Kirill Semyonov** signed as a free agent (May 5)
- 2021 Erik Kallgren** signed as a free agent (May 19)
- 2021 Jared McCann** traded from Pittsburgh in exchange for Filip Hallander and a seventh-round pick in the 2023 NHL Draft (Jul. 17)
- 2021 Jared McCann** selected by Seattle in 2021 Expansion Draft (Jul. 21)
- 2021 Brennan Menell** acquired from Minnesota for a conditional seventh-round pick in the 2022 NHL Draft. (Jul. 28)
- 2021 Petr Mrázek** signed as a free agent (Jul. 28)
- 2021 Kurtis Gabriel** signed as a free agent (Jul. 28)
- 2021 Michael Bunting** signed as a free agent (Jul. 28)
- 2021 Alex Biega** signed as a free agent (Jul. 28)
- 2021 Carl Dahlström** signed as a free agent (Jul. 28)
- 2021 Michael Amadio** signed as a free agent (Jul. 29)
- 2021 Brett Seney** signed as a free agent (Jul. 29)
- 2021 Pavel Gogolev** signed as a free agent (Jul. 29)
- 2021 Ondřej Kaše** signed as a free agent (Jul. 30)
- 2021 Nick Ritchie** signed as a free agent (Jul. 31)
- 2021 Braeden Kressler** signed as a free agent (Oct. 1)
- 2021 Kyle Clifford** acquired from St. Louis in exchange for future considerations (Nov. 16)
- 2022 Ilya Lyubushkin and Ryan Dzingel** acquired from Arizona in exchange for Nick Ritchie and a conditional draft pick (Feb. 19)
- 2022 Mark Giordano and Colin Blackwell** acquired from Seattle in exchange for a second-round pick in the 2022 NHL Draft, a second-round pick in the 2023 NHL Draft and a third-round selection in the 2024 NHL Draft (Mar. 20)
- 2022** Acquired a third-round pick in the 2022 NHL Draft from Vancouver in exchange for Travis Dermott (Mar. 20)
- 2022** Acquired future considerations from Nashville in exchange for Alex Biega (Mar. 21)
- 2022 Curtis Douglas** signed as a free agent (Mar. 22)
- 2022 Max Ellis** signed as a free agent (Apr. 8)
- 2022 Matt Murray**, a third-round selection in the 2023 NHL Draft and a seventh-round selection in the 2024 NHL Draft acquired from Ottawa in exchange for future considerations (Jul. 11)
- 2022 Ilya Samsonov** signed as a free agent (Jul. 13)
- 2022 Adam Gaudette** signed as a free agent (Jul. 13)
- 2022 Nicolas Aube-Kubel** signed as a free agent (Jul. 13)
- 2022 Jordie Benn** signed as a free agent (Jul. 14)
- 2022 Victor Mete** signed as a free agent (Jul. 14)
- 2022 Calle Jarnkrok** signed as a free agent (Jul. 15)
- 2022 Zach Aston-Reese** signed as a free agent (Oct. 9)
- 2022 Keith Petruzzelli** signed as a free agent (Nov. 6)
- 2022 Conor Timmins** acquired from Arizona Coyotes in exchange for Curtis Douglas (Nov. 23)
- 2022 Dryden Hunt** acquired from Colorado in exchange for Denis Malgin (Dec. 19)
- 2023 Ryan O'Reilly and Noel Acciari** acquired in a three-team trade with St. Louis & Minnesota. St. Louis receives Mikhail Abramov and Adam Gaudette, Toronto's first round pick in 2023, Ottawa's third round pick in 2023 and Toronto's second round pick in 2024. Minnesota receives Toronto's fourth round pick in 2025 (Feb. 17)
- 2023 Jake McCabe, Sam Lafferty**, a conditional fifth round pick in 2024 and a conditional fifth round pick in 2025 acquired from Chicago in exchange for a conditional 2025 first round pick, 2026 second round pick, Joey Anderson and Pavel Gogolev (Feb. 27)
- 2023 Erik Gustafsson** and Boston's first round selection in the 2023 NHL Draft acquired from the Washington Capitals in exchange for defenceman Rasmus Sandin (Feb. 28)
- 2023** Acquired a third round selection in the 2024 NHL Draft from the New York Islanders in exchange for forward Pierre Evgnall (Feb. 28)
- 2023 Luke Schenn** acquired from the Vancouver Canucks in exchange for a third round selection in the 2023 NHL Draft (Feb. 28).
- 2023 Radim Zohorna** acquired from the Calgary Flames in exchange for forward Dryden Hunt (Mar. 3)
- 2023 Ryan Reaves** signed as a free agent (July 1)
- 2023 William Lagesson** signed as a free agent (July 1)
- 2023 Max Lajoie** signed as a free agent (July 1)
- 2023 John Klingberg** signed as a free agent (July 1)
- 2023 Tyler Bertuzzi** signed as a free agent (July 2)
- 2023 Max Domi** signed as a free agent (July 2)
- 2023 Dylan Gambrell** signed as a free agent (July 3)
- 2023 Martin Jones** signed as a free agent (August 9)
- 2023 Simon Benoit** signed as a free agent (August 28)



# THIS DATE IN LEAFS HISTORY

## OCTOBER

### October 2, 2019

John Tavares was named the 25th captain in Maple Leafs history prior to the club's season opener against the Ottawa Senators at Scotiabank Arena.

### October 5, 2005

The Toronto Maple Leafs lost 3-2 in a shootout to the Ottawa Senators in the first ever NHL game decided by a shootout.

### October 6, 2007

The Toronto Maple Leafs won their 2,500th game in franchise history when they defeated Montreal 4-3 in overtime at Air Canada Centre.

### October 10, 1930

King Clancy joined Toronto after his services were purchased from Ottawa for an unheard of amount of \$35,000. The Board of Directors would only contribute \$25,000 and the remainder was obtained on a longshot bet on a race horse called Rare Jewel, owned by Smythe.

### October 11, 2007

Mats Sundin became the Maple Leafs all-time leader in goals and points, when he scored his 390th goal and 917th point, in Toronto's 8-1 win over the New York Islanders at Air Canada Centre.

### October 13, 1947

Leafs play NHL All-Stars in first game between Stanley Cup Champions and NHL All-Stars (4-3 All-Stars).

### October 14, 2006

Mats Sundin registered three goals and an assist, including the game-winning goal, while shorthanded in overtime as the Maple Leafs won, 5-4, over Calgary. Sundin's final goal of the game was the 500th of his career and he became the first player in Maple Leafs history to record that milestone while playing for Toronto.

### October 15, 2016

Moments before dropping the puck in the team's Centennial Anniversary home opener, the Maple Leafs officially retired the numbers of 16 players that were once honoured with banners hanging in Air Canada Centre, alongside the two previously retired numbers of Ace Bailey and Bill Barilko. The team also added Dave Keon to the distinguished group by raising a new banner to retire his number 14.

### October 16, 1971

Norm Ullman becomes fourth NHLer to reach 1,000 career points.

### October 23, 1993

Leafs set mark for most consecutive wins to start the season with their 9th over Tampa Bay (2-0), extending streak to 10 five days later (4-2) over Chicago (also club mark for consecutive wins).

### October 26, 1980

Darryl Sittler establishes Leaf record with 15th career hat trick.

### October 30, 1943

Gus Bodnar, playing first NHL game, sets NHL record that still stands today for fastest goal by a rookie (15 seconds).

## NOVEMBER

### November 10, 1986

King Clancy died after 42 years of service with the Maple Leafs as a player, coach, and assistant general manager.

### November 11, 2022

Sheldon Keefe coached his 200th career regular season NHL game. With 123 wins through 200 games from the start of his career, Keefe recorded the most wins in franchise history (and tied for fourth in NHL history).

### November 12, 1931

Maple Leaf Gardens opens as Leafs play against the Blackhawks (2-1 Chicago).

### November 20, 2019

Sheldon Keefe was named the 31st head coach in Maple Leafs history.

### November 20, 1934

Busher Jackson sets NHL record (since tied) for most goals in one period with four at St. Louis.

### November 26, 2021

The Maple Leafs win their 11th game in November with a 4-1 victory in San Jose, establishing a new team record for wins in any calendar month. The Maple Leafs would extend the record to 12 games two days later with a 5-1 win in Anaheim.

### November 29, 1958

GM George (Punch) Imlach replaces Billy Reay as Coach.

### November 30, 2022

The Maple Leafs earned their 11th win and 25th point in the month of November (11-1-3) setting a franchise record for most points recorded during a single month.

## DECEMBER

### December 2, 2003

Mats Sundin scores his 64th game winning goal in a 5-4 win over the New York Rangers to move past Dave Keon as the franchise's all-time leader.

### December 6, 2001

Pat Quinn records his 500th coaching victory in a 6-3 victory in New York against the Rangers.

### December 14, 2022

Mitch Marner sets a franchise record with a 23-game point streak lasting from Oct. 27 to Dec. 13, 2022 (11G, 21A).

### December 15, 2001

Tie Domi passes Dave Williams to become the Leafs' all-time penalty minute leader in a 6-4 win versus Montreal.

### December 19, 2017

James van Riemsdyk scored the 20,000th goal in Maple Leafs history in the first period of an 8-1 victory over the Carolina Hurricanes in the team's Next Century game, marking the 100th anniversary of the first game in NHL history.

### December 26, 2017

Maple Leafs legend Johnny Bower passes away at the age of 93. A celebration of life event honouring Bower took place on January 3.

### December 29, 1988

Leafs tie NHL record and set club mark for two fastest goals (four seconds) when Ed Olczyk and Gary Leeman strike at Quebec.



# THIS DATE IN LEAFS HISTORY

## JANUARY

### **January 1, 2014**

The Maple Leafs played in their first-ever outdoor game defeating the Detroit Red Wings 3-2 in a shootout victory in front of a record setting crowd of 104,591 fans at Michigan Stadium in Ann Arbor, Michigan.

### **January 1, 2017**

The Maple Leafs hosted the Detroit Red Wings in the Centennial Classic at Exhibition Stadium in Toronto. Auston Matthews scored the overtime winner to give the Leafs a thrilling 5-4 victory in front of 40,148 fans.

### **January 2, 1971**

During third period of 13-0 win over Detroit, Leafs set club records for most points (18), goals (7) and assists (11) in one period.

### **January 4, 2007**

The Maple Leafs set a new franchise road record when they recorded three goals in 42 seconds, as they won, 10-2, over the Bruins. The three goals were scored in the second period by Bates Battaglia (15:33), Alex Steen (15:51), and Kris Newbury (16:15).

### **January 8, 1944**

Babe Pratt sets Leaf game mark with six assists versus Boston (since tied).

### **January 8, 1947**

Howie Meeker nets five versus Chicago (NHL record most goals one game by a rookie).

### **January 13, 2004**

Gary Roberts and Tom Fitzgerald both play their 1000th career NHL games becoming the first players to reach the milestone on the same night. Toronto defeats Calgary 4-1 at Air Canada Centre.

### **January 14, 1928**

Hap Day becomes first Leaf to score three goals in one game during 6-1 home triumph over New York.

### **January 19, 1932**

Charlie Conacher becomes first Leaf with five goals in a game (versus New York's Roy Worters) in 11-3 decision at MLG.

### **January 19, 1991**

Maple Leafs forward Vincent Damphousse scored four goals leading the Campbell Conference to an 11-5 victory over the Wales Conference at the 42nd NHL All-Star Game in Chicago. Damphousse, who was also named the game's most valuable player, became just the third player in NHL history to record four goals in an all-star game.

### **January 19, 2023**

Mitch Marner sets a franchise record with a 20-game point streak on home ice lasting from Nov. 2, 2022 to Jan. 19, 2023 (8G, 21A).

### **January 22, 1994**

Felix Potvin becomes first Leaf player voted to starting lineup of the NHL All-Star Game, halting 16 of 19 shots for the Western Conference at Madison Square Garden.

### **January 25, 2018**

William Nylander becomes the first player in Maple Leafs history (and the 12th in NHL history) to score a penalty shot goal in overtime while also matching the NHL record for fastest goal to begin a regular season overtime after connecting just six seconds into the extra period in Chicago.

## FEBRUARY

### **February 1, 1955**

Hap Day appointed only the second general manager in team history. He would become the only man to serve as team captain, coach, and general manager.

### **February 2, 1977**

Ian Turnbull achieves NHL record for defencemen with five goals versus Detroit.

### **February 5-6, 2000**

Toronto plays host to the 50th NHL All-Star Game. The World team defeats North America by a score of 9-4. The Leafs are heavily represented in the game with three players (Joseph, Sundin, Yushkevich) and Pat Quinn as head coach of the North American team.

### **February 6, 1932**

Charlie Conacher scored seven seconds into the game to set a record that stood for 41 years (Toronto defeated Boston 6-0).

### **February 7, 1976**

Darryl Sittler sets NHL record for most points in a game (10) with six goals and four assists vs. Boston

### **February 13, 1993**

Doug Gilmour ties Babe Pratt's mark for most assists in a game with six in 6-1 victory over Minnesota on same night Pat Burns celebrates 200th NHL regular-season win.

### **February 13, 1999**

After 68 storied seasons at Maple Leaf Gardens the Maple Leafs played their final game. The Leafs hosted the Chicago Blackhawks, the team that opened the Gardens on November 12, 1931. While the Leafs dropped a 6-2 decision, the sellout crowd of 15,726 and millions more tuning in on television and radio were part of a special farewell to the last of the original six arenas.

### **February 14, 1934**

"Ace Bailey Benefit Game" is played at MLG. Packed house watched the Leafs defeat NHL All-Stars 7-3. Game featured Eddie Shore, Howie Morenz and Lionel and Charlie Conacher on opposing teams.

### **February 17, 1927**

Leafs beat N.Y. Americans 4-1 in their first game as the "Leafs." Pat Patterson scored first ever "Leaf" goal in that game.

### **February 17, 1990**

Leaf great Hap Day dies. He was the only Leaf to serve the team as a Captain, Coach and General Manager.

### **February 20, 1999**

A new era in Maple Leaf hockey began with the inaugural game at the new home of the Maple Leafs - Air Canada Centre. A sellout crowd of 18,819 attending the christening of the new building witnessed a storybook ending with a 3-2 overtime victory over long-time rival the Montreal Canadiens. Todd Warriner scored the first goal at ACC 6:04 into the first period. Steve Thomas scored the overtime marker with only 1:12 remaining in the extra frame.



# THIS DATE IN LEAFS HISTORY



## February 22, 1993

Glenn Anderson becomes second player in Leaf uniform to earn career 1,000 points in 8-1 victory at Vancouver on same night Doug Gilmour earns 73rd assist to break Darryl Sittler's season record.

## February 26, 2006

Mats Sundin collected an assist on the game-winning goal versus Finland, as he captained Sweden to a gold medal at 2006 Winter Olympics in Turin, Italy. Also winning medals at the Olympics from the Maple Leafs were Mikael Tellqvist – Sweden (Gold), Aki Berg – Finland (Silver), Tomas Kaberle – Czech Republic (Bronze). Bryan McCabe and Head Coach Pat Quinn represented Canada, and Nik Antropov played for Kazakhstan.

## MARCH

### March 1, 2022

Sheldon Keefe records his 100th regular season victory with the Maple Leafs in his 163rd game behind the bench, making him the fastest coach in team history to reach the 100-win mark.

### March 2, 2002

Toronto wears commemorative St. Patricks uniforms in honour of the Maple Leafs 75th anniversary. The Leafs and Buffalo Sabres play to a 3-3 tie.

### March 3, 1993

Doug Gilmour joins Darryl Sittler as second Leaf to earn 100 points with assist in 3-1 win over Minnesota then goes on to set single season Leaf marks for points (127) and assists (95).

### March 3, 2009

The Maple Leafs set a franchise record and tied an NHL record by going to overtime in seven straight games from Feb. 19, 2009 to Mar. 3, 2009. The Leafs extended the streak to seven games on Mar. 3 when they lost 3-2 in overtime to New Jersey at Air Canada Centre.

### March 4, 1967

Terry Sawchuk records his 100th career NHL shutout vs. Chicago

### March 6, 2008

Mats Sundin became the 46th player in NHL history to play in his 1300th career NHL game, as the Maple Leafs won 8-2 at Boston. Sundin scored his 30th goal of the season and collected two assists in the contest. Sundin recorded 30 or more goals in 13 NHL seasons. Sundin holds the Maple Leafs record for 30+ goal seasons with 10.

### March 10, 2003

Leafs visit Edmonton and Mats Sundin records his 1000th career NHL point with the game winning goal.

### March 10, 2018

The Maple Leafs established a new franchise-best home winning streak with a 5-2 victory against Pittsburgh, the team's 10th consecutive win on home ice. The streak would reach 13 games before coming to an end.

## March 14, 1981

Darry Sittler completes "hat trick scoring feat" with three goals in 5-3 home win over the Capitals. The three goals shatter Dave Keon's Leaf career mark of 365. On March 7, Sittler's 40th assist of the season versus Calgary breaks Keon's Leaf record of 493 while Keon's Leaf points record of 858 is eclipsed by Sittler with two assists at Washington on March 8.

## March 15, 2004

Alexander Mogilny's assist on the tying goal in the final minute of regulation is his 1000th career NHL point. Mogilny becomes just the second Russian player to reach the milestone as Toronto goes on to a 6-5 overtime victory in Buffalo.

## March 16, 1957

Leafs set a team record by scoring 14 goals against the Rangers at MTLG (won 14-1).

## March 17, 1934

A crowd of 11,000 turned out for "King Clancy Night" on St. Patrick's Day. Clancy was pushed to centre ice while seated in a sleigh shaped like a throne. The Irishman unveiled his robe to show a green uniform with a large shamrock on the back and he proceeded to wear the uniform for the game. Lester Patrick, coach of the Rangers, complained that his uniform was a distraction and Clancy changed into his regular Maple Leaf uniform.

## March 19, 2006

When Chad Kilger scored on Pittsburgh goaltender Marc-Andre Fleury it marked the first time in team history that the Leafs have used a successful penalty shot to win a game by a score of 1-0. This feat has only been accomplished once in NHL history when Bert Connelly of the New York Rangers was successful against Maple Leafs goaltender George Hainsworth on a penalty shot on January 16, 1936 at Madison Square Garden.

## March 21, 1951

First ever "televised" hockey game, seen by CBC employees only (a programming experiment). Leafs defeat Montreal 2-0.

## March 21, 1948

Syl Apps, a player who coveted team achievements, scored a hat-trick in the last regular-season game of his career to reach the individual milestone of 200 career goals.

## March 23, 1994

Doug Gilmour becomes first Leaf to achieve back-to-back 100-point seasons with a goal in 1-1 tie at Florida.

## March 24, 1982

Rick Vaive first Leaf to score 50 goals in a season (versus St. Louis).

## March 24, 1994

Dave Andreychuk scores 50th goal of season versus San Jose's Arturs Irbē to become third Leaf to score 50 goals in a season. Andreychuk also scored more than 50 in previous season but 29 came with Buffalo.

## March 27, 1993

With an assist against the Oilers, Doug Gilmour shatters Darryl Sittler's Leaf record with his 118th point of season, finishing the term with 127.



# THIS DATE IN LEAFS HISTORY

## March 28, 2017

Auston Matthews breaks Wendel Clark's team record for goals scored by a rookie with his 35th of the season.

## March 28, 2018

The Maple Leafs set new franchise records for single-season wins (46) and single-season home wins (27) after defeating the Florida Panthers 4-3 at Air Canada Centre.

## March 30, 2017

Mitch Marner registers his 41st assist of the season, setting a new Maple Leafs rookie record for assists in a season.

## APRIL

### April 3, 1933

Ken Doraty scores goal at 104:46 (1:48 AM) of OT (the second longest OT game) as the Leafs beat Boston 1-0 in Stanley Cup Semi-Final game.

### April 3, 1976

Darryl Sittler first Leaf at 100 points in one season.

### April 3, 2017

Auston Matthews establishes a new Maple Leafs record for points by a rookie after collecting his 67th point of the year in a 4-2 win in Buffalo.

### April 5, 1932

Busher Jackson becomes first player to score three goals in a single period during a Playoff game in Finals versus Rangers.

### April 5, 2022

Mitch Marner scores a shorthanded goal at 0:30 of the second period, followed by a power play goal at 1:07, establishing an NHL record for shortest span between a PPG and SHG by one player (37 seconds).

### April 6, 2000

The Maple Leafs clinch the Northeast Division. It is their first division title since 1962-63.

### April 6, 2011

Tyler Bozak became the second player in franchise history to register a 3-on-5 shorthanded goal when he scored in New Jersey against Martin Brodeur. Prior to Bozak, Darryl Sittler was the only other Maple Leaf to accomplish the feat when he did so on March 19, 1980 versus the Winnipeg Jets at Maple Leaf Gardens.

### April 7, 2018

Frederik Andersen establishes new team goaltender records for wins (38) and wins at home (23) with a 4-2 victory over Montreal at Air Canada Centre.

### April 7, 2022

Auston Matthews scores his 55th goal of the season in Dallas, eclipsing Rick Vaive's team record for goals in a single season.

### April 9, 1932

Ace Bailey's winner versus Rangers brings Leafs first Stanley Cup. The series marked the debut of the Leafs famed "Kid Line" of Harvey "Busher" Jackson, Joe Primeau, and Charlie Conacher. The trio combined for eight goals in the three-game sweep.

### April 9, 1963

Dick Duff scores fastest two goals from start of a Playoff game (68 seconds) in first game of Stanley Cup Final versus Red Wings, 4-2 win for Leafs.

## April 10, 2021

Jack Campbell wins his 11th consecutive game, establishing a new NHL record for longest win streak to begin a season.

## April 10, 1949

Sid Smith equals Playoff record with three power-play goals in one game, guiding Leafs to 3-1 win at Detroit.

## April 11, 1964

Bob Pulford scores with just :02 left in regulation while shorthanded to give the Leafs a 3-2 win in the first game of the Final versus Detroit at MLG.

## April 11, 1978

George Ferguson ties Leaf Playoff record with three goals in a period versus L.A. Kings.

## April 12, 1979

Darryl Sittler with two goals (4:04 and 4:16) and Ron Ellis' one (4:27) mark three fastest goals in a Playoff game versus Atlanta.

## April 14, 1942

Brothers Don Metz (3-2=5) and Nick Metz (1-2=3) led the Leafs to a record-tying 9-3 win against Detroit in the Finals. The nine-goal outburst matched the single game Finals record set by Detroit against Toronto on April 7, 1936.

## April 14, 1948

Harry Watson's goal is the winner as the Leafs gain their fifth Stanley Cup with 7-2 verdict at Detroit to sweep the series. This was captain Syl Apps' final game, who punctuated his career with a goal.

## April 14, 1999

With a 3-2 overtime victory over the NY Islanders at Air Canada Centre (OT winner by Bryan Berard), the Leafs set a new club record with 45 regular season wins. The previous mark of 44 was set in the 1992-93 season.

## April 16, 1949

Leafs become first modern era team to win three consecutive Stanley Cups as Cal Gardner scores winner in sweep over Detroit at MLG. It was the Leafs' sixth Stanley Cup.

## April 17, 2022

The Maple Leafs establish new single-season franchise records for wins (50) and points (106) with a 4-2 victory over the New York Islanders at Scotiabank Arena.

## April 18, 1942

Leafs only team to lose first three games of Final and then win Stanley Cup, beating Detroit 3-1 in deciding game with Pete Langelle netting winner. Turk Broda allowed just seven goals over the last four games.

## April 18, 1963

Leafs claim ninth Stanley Cup.

## April 18, 2006

With a 5-3 victory over the Pittsburgh Penguins at Air Canada Centre, the Leafs set a new club record with 26 regular season home wins. The previous mark of 25 was set in the 1961-62 and 1992-93 seasons.

## April 19, 1947

Leafs claim fourth Stanley Cup as Ted Kennedy nets winner in 2-1 Game 6 triumph over the Canadiens at MLG.



# THIS DATE IN LEAFS HISTORY



## **April 21, 1951**

Bill Barilko's goal at 2:53 of overtime versus Habs gives Leafs 3-2 win and seventh Stanley Cup in dramatic five-game series in which all games required OT. Barilko never played another NHL game after dying in an off-season plane crash.

## **April 22, 1945**

Babe Pratt's third-period goal brings Leafs third Stanley Cup with 2-1 decision in seventh game at Detroit's Olympia. Frank McCool of Toronto earned shutouts in the first three games of the series and allowed nine goals in seven starts.

## **April 22, 1962**

Dick Duff's goal past Glenn Hall gives Leafs 2-1 win in Game #6 at Chicago and the Leafs' eighth Stanley Cup Championship and first in 11 seasons. This was the first of three consecutive Stanley Cup triumphs for the Leafs.

## **April 22, 1976**

Darryl Sittler ties Playoff record (and sets Leaf mark) with five goals, including equalling Leaf record with three goals in one period (versus Philadelphia).

## **April 23, 1964**

Bob Baun scores overtime goal of Game #6 of Final series versus Detroit. Earlier in the game he sustained a fractured ankle after blocking a Gordie Howe slapshot. Toronto took the Stanley Cup with a Game #7 victory.

## **April 25, 1964**

Andy Bathgate supplies decisive marker as Leafs achieve their 10th Stanley Cup with 4-0 win over Detroit in Game 7 at MLG.

## **April 26, 2022**

Auston Matthews scores twice in a 3-0 win over Detroit at Scotiabank Arena, becoming the first Maple Leaf and the 21st player in NHL history to reach the 60-goal mark.

## **April 30, 2016**

The Maple Leafs were awarded the first overall selection in the 2016 NHL Draft as a result of the NHL Draft Lottery Drawing in Toronto.

## **MAY**

### **May 1, 1993**

Nikolai Borschevsky scores in OT to oust Red Wings 4-3 in seventh and deciding game of Norris Division Semi-Finals.

### **May 2, 1967**

Jim Pappin supplies the winner as the Leafs notch Stanley Cup #11 with 3-1 verdict over the Canadiens at MLG. The roster included 42-year old Johnny Bower, and 41-year old Allan Stanley as well as seven others over the age of 30.

### **May 11, 2018**

Kyle Dubas named the 17th General Manager in Toronto Maple Leafs history.

### **May 20, 2015**

The Maple Leafs name Mike Babcock the 30th head coach in club history.

### **May 31, 2023**

Maple Leafs name Brad Treliving the 18th general manager in franchise history.

## **JUNE**

### **June 10, 1964**

Toronto drafts goalie Terry Sawchuk from Detroit Red Wings in NHL Inter-League Draft. Leafs selected immediately after Sawchuk was exposed by the Red Wings.

### **June 14, 2010**

Dion Phaneuf named captain.

### **June 17, 1993**

Pat Burns becomes first Leaf Coach to win Jack Adams Award as Coach of the Year and Doug Gilmour first Leaf awarded Selke Trophy as best defensive forward in the NHL.

### **June 24, 2016**

In the 2016 NHL Entry Draft, Auston Matthews becomes the second player the Maple Leafs have ever selected with the first overall pick.

### **June 28, 1994**

Leafs trade Wendel Clark, Sylvain Lefebvre, Landon Wilson and their first-round Draft choice to Quebec for Mats Sundin, Garth Butcher, Todd Warriner and Quebec's first-round Draft choice; Leafs acquire Mike Ridley and a first-round Draft choice from Washington for Rob Pearson and a first-round Draft choice.

### **June 29, 2000**

Wendel Clark announces his retirement after 15 seasons in the NHL, 13 of which were spent with the Maple Leafs.

## **JULY**

### **July 1, 1991**

Cliff Fletcher assumes duties as President, Chief Operating Officer and General Manager of the Maple Leafs.

### **July 18, 1990**

Johnny Bower ends his 32-year term with the organization as he retires as a scout.

### **July 23, 2015**

Maple Leafs appoint Lou Lamoriello as the 16th general manager in club history.

## **AUGUST**

### **August 14, 2009**

Leaf great Ted Kennedy passes away. He won five Stanley cups with the Leafs (1944-45, 1946-47, 1947-48, 1948-49, 1950-51) and served as team captain from 1948 to 1955, and again in 1956-57. In 1955, Kennedy became only the second Leaf (Babe Pratt, 1944) to claim the Hart Trophy as the NHL's most valuable player.

### **August 18, 1994**

Doug Gilmour named 15th Captain in Maple Leafs' history at Hockey Hall of Fame ceremony.

## **SEPTEMBER**

### **September 11, 1993**

Maple Leafs face the Rangers at Wembley Arena in London, England in the first of two pre-season games on consecutive days. New York outscored Toronto 8-4 in winning both contests of the "French's Cup."

### **September 30, 1997**

Mats Sundin named captain.



TAVARES  
91

13  
TORONTO  
MAPLE  
LEAFS

34  
MATT

CCM

# TROPHY WINNERS



## ART ROSS MEMORIAL TROPHY



An annual award "to the player who leads the league in points at the end of the regular season."

No Leaf has won this trophy since its inception in 1948.

Prior to 1948, these Leafs/St. Pats led the NHL in scoring:

- 1923 – Babe Dye (St. Pats)
- 1925 – Babe Dye (St. Pats)
- 1929 – Ace Bailey
- 1932 – Busher Jackson
- 1934 – Charlie Conacher
- 1935 – Charlie Conacher
- 1938 – Gordie Drillon

## MAURICE "ROCKET" RICHARD TROPHY



Beginning in 1999, this annual award is presented "to the goal-scoring leader during the regular season."

- 2022 – Auston Matthews
- 2022 – Auston Matthews

Prior to 1999, these Leafs/St. Pats led the NHL in goals:

- 1921 – Babe Dye (St. Pats)
- 1923 – Babe Dye (St. Pats)
- 1925 – Babe Dye (St. Pats)
- 1929 – Ace Bailey
- 1931 – Charlie Conacher
- 1932 – Charlie Conacher (tie)
- 1934 – Charlie Conacher
- 1935 – Charlie Conacher
- 1936 – Charlie Conacher & Bill Thomas (tie)
- 1938 – Gordie Drillon
- 1946 – Gaye Stewart

## HART MEMORIAL TROPHY



An annual award "to the player adjudged to be the most valuable to his team."

- 1944 – Babe Pratt
- 1955 – Ted Kennedy
- 2022 – Auston Matthews

## TED LINDSAY AWARD



An Formerly the Lester B. Pearson Award, presented annually to the "most outstanding player" in the NHL as voted by fellow members of the National Hockey League Players' Association.

- 2022 – Auston Matthews

## CALDER MEMORIAL TROPHY



An annual award "to the player selected as the most proficient in his first year of competition in the NHL."

- 1937 – Syl Apps
- 1943 – Gaye Stewart
- 1944 – Gus Bodnar
- 1945 – Frank McCool
- 1947 – Howie Meeker
- 1958 – Frank Mahovlich
- 1961 – Dave Keon
- 1963 – Kent Douglas
- 1966 – Brit Selby
- 2017 – Auston Matthews

## JACK ADAMS TROPHY



An annual award "to the NHL coach adjudged to have contributed the most to his team's success."

- 1993 – Pat Burns

# TROPHY WINNERS

## LADY BYNG MEMORIAL TROPHY



An annual award “to the player adjudged to have exhibited the best type of sportsmanship and gentlemanly conduct combined with a high standard of playing ability.”

1932 – Joe Primeau  
1938 – Gordie Drillon  
1942 – Syl Apps  
1952 – Sid Smith  
1955 – Sid Smith  
1961 – Red Kelly  
1962 – Dave Keon  
1963 – Dave Keon  
2003 – Alexander Mogilny

## SELKE TROPHY



An annual award “to the forward who best excels in the defensive aspects of the game.”

1993 – Doug Gilmour

## VEZINA TROPHY



An annual award “to the goalkeeper adjudged to be the best at his position” as voted by the general managers of each of the 30 clubs.

1941 – Turk Broda  
1948 – Turk Broda  
1951 – Al Rollins  
1954 – Harry Lumley  
1961 – Johnny Bower  
1965 – Johnny Bower & Terry Sawchuk  
1981 – Michel Larocque (Montreal)

## KING CLANCY MEMORIAL TROPHY



An annual award “to the player who best exemplifies leadership qualities on and off the ice and has made a noteworthy humanitarian contribution in his community.”

2000 – Curtis Joseph

## THE CHARLIE CONACHER HUMANITARIAN AWARD

An award given to a National Hockey League player who made “outstanding contribution to humanitarian or community service projects from 1969 to 1984. Two members of the Maple Leafs were honoured with this award:

1969 - George Armstrong  
1982 - Borje Salming

## MASTERTON TROPHY



An annual award “to the player who best exemplifies the qualities of perseverance sportsmanship and dedication to hockey.”

2008 – Jason Blake



# NHL AWARDS

YEAR	PLAYER	AWARD	WEEK/MONTH	STATS
1986	Steve Thomas	Rookie/Month	January	-
1990	Peter Ing	Rookie/Month	December	-
1993	Felix Potvin	Player/Week	January 25	3-0-0, 0.67 GAA
1993	Felix Potvin	Rookie/Month	February	5-2-2, 1.97 GAA
1993	Doug Gilmour	Player/Week	February 22	3GP, 2G, 6A, 8 PTS
1993	Felix Potvin	Player/Week	October 18	3-0-0, 1.67 GAA
1993	Felix Potvin	Player/Month	October	9-1-0, 2.20 GAA
1994	Felix Potvin	Player/Week	January 17	4-0-0, 1.22 GAA
1997	Steve Sullivan	Rookie/Month	March	14GP, 4G, 7A, 11PTS
1997	Mike Johnson	Rookie/Month	December	-
1998	Felix Potvin	Player/Week	March 16	3-1-0, 1.25 GAA
1998	Mats Sundin	Player/Week	October 25	3GP, 2G, 5A, 7PTS
1999	Sergei Berezin	Player/Week	April 4	3GP, 5G, 2A, 8PTS
2000	Curtis Joseph	Player/Week	February 27	3-0-0, 2.00 GAA
2000	Yanic Perreault	Player/Week	March 12	4GP, 5G, 3A, 8PTS
2002	Darcy Tucker	Player/Week	April 14	4GP, 4G, 5A, 9PTS
2002	Ed Belfour	Player/Week	November 24	2-0-0, 0.00 GAA
2004	Ed Belfour	Defensive/Week	January 25	3-0-0, 1.00 GAA
2004	Brian Leetch	Offensive/Week	March 21	4GP, 2G, 5A, 7PTS
2004	Ed Belfour	Defensive/Week	April 4	3-0-0, 0.67 GAA
2005	Bryan McCabe	Defensive/Week	October 16	4GP, 1G, 7A, 8PTS
2005	Bryan McCabe	Offensive/Week	November 20	3GP, 3G, 4A, 7PTS
2006	Mats Sundin	Third Star/Week	October 15	6GP, 4G, 4A, 8PTS
2006	Andrew Raycroft	Second Star/Week	November 5	3-0-0, 1.67 GAA
2007	Andrew Raycroft	First Star/Week	February 4	3-0-0, 1.33 GAA
2008	Mats Sundin	First Star/Week	March 2	4GP, 4G, 4A, 8PTS
2008	Vesa Toskala	Second Star/Week	March 23	3-0-0, 2.00 GAA
2009	Tomas Kaberle	First Star/Week	November 1	4GP, 2G, 10A, 12PTS
2009	Niklas Hagman	Third Star/Week	November 29	3GP, 5G, 0A, 5PTS
2010	J.S. Giguere	Second Star/Week	February 7	2-0-0, 0.00 GAA
2011	Phil Kessel	First Star/Week	February 27	4GP, 4G, 4A, 8PTS
2011	James Reimer	Rookie/Month	March	9-4-1, 2.87 GAA, 150
2011	Phil Kessel	First Star/Month	October	11GP, 10G, 8A, 18PTS
2011	Phil Kessel	First Star/Week	October 17	3GP, 5G, 3A, 8PTS
2011	Joffrey Lupul	Third Star/Month	November	14GP, 7G, 12A, 19PTS
2011	Joffrey Lupul	Second Star/Week	January 9	3GP, 2G, 5A, 7PTS
2012	Mikhail Grabovski	First Star/Week	January 30	2GP, 1G, 4A, 5PTS
2012	James Reimer	Third Star/Week	February 6	2-0-0, 0.00 GAA, 250
2013	Nazem Kadri	Third Star/Week	March 24	3GP, 3G, 4A, 7PTS
2013	Joffrey Lupul	First Star/Week	March 31	4GP, 5G, 4A, 9PTS
2013	Phil Kessel	Second Star/Week	April 14	3GP, 5G, 2A, 7PTS
2013	Phil Kessel	Second Star/Week	October 27	3GP, 5G, 1A, 6PTS
2014	Phil Kessel	Second Star/Month	January	15GP, 7G, 13A, 20PTS
2014	Phil Kessel	Second Star/Week	February 2	3GP, 3G, 4A, 7PTS
2015	James Reimer	Third Star/Week	November 16	3-0-0, 1.62 GAA
2015	Tyler Bozak	Third Star/Week	December 28	3 GP, 4G, 1A, 5P
2016	William Nylander	Rookie/Month	October	9 GP, 4G, 7A, 11PTS
2016	Auston Matthews	Second Star/Week	October 17	2 GP, 4G, 0A, 4PTS
2017	Auston Matthews	Rookie/Month	December	12 GP, 8G, 4A, 12PTS
2017	Mitch Marner	Rookie/Month	January	13 GP, 4G, 11A, 15PTS
2017	Auston Matthews	First Star/Week	January 2	3 GP, 4G, 2A, 6PTS
2017	Frederik Andersen	Third Star/Week	January 30	2-0-0, 0.00 GAA, 250
2017	Nazem Kadri	Second Star/Week	February 20	4 GP, 4G, 2A, 6PTS
2017	William Nylander	Rookie/Month	March	14 GP, 4G, 10A, 14PTS
2017	Auston Matthews	Second Star/Week	October 16	3GP, 4G, 0A, 4PTS
2017	Frederik Andersen	Second Star/Week	November 20	2-1-0, 0.65 GAA, 250
2017	Frederik Andersen	Second Star/Month	November	9-2-1, 2.14 GAA, 250



# NHL AWARDS

YEAR	PLAYER	AWARD	WEEK/MONTH	STATS
2018	Curtis McElhinney	Third Star/Week	March 19	3-0-0, 1.58 GAA, 150
2018	Auston Matthews	First Star/Week	October 8	3GP, 5G, 3A, 8PTS
2018	Morgan Rielly	Second Star/Week	October 15	3GP, 1G, 6A, 7PTS
2018	Morgan Rielly	Second Star/Week	December 24	4GP, 3G, 6A, 9PTS
2019	Auston Matthews	Third Star/Week	October 6	3GP, 5G, 5PTS
2019	Auston Matthews	Second Star/Week	November 10	4GP, 2G, 7A, 9PTS
2019	John Tavares	Third Star/Week	December 29	3GP, 2G, 5A, 7PTS
2021	Auston Matthews	First Star/Week	February 21	4GP, 7G, 5A, 12PTS
2021	Auston Matthews	North Division Star/Month	February	11GP, 12G, 9A, 21PTS
2021	Auston Matthews	Second Star/Week	April 11	3GP, 6G, 2A, 8PTS
2021	Auston Matthews	North Division Star/Month	April	13GP, 12G, 6A, 18PTS
2021	Jack Campbell	Second Star/Week	November 7	3-0-0, 0.99 GAA
2021	Jack Campbell	Second Star/Month	November	9-2-0, 1.27 GAA
2021	Auston Matthews	First Star/Month	December	7GP, 10G, 4A, 14PTS
2022	Mitch Marner	Second Star/Week	February 6	2GP, 3G, 4A, 7PTS
2022	Auston Matthews	First Star/Week	February 27	4GP, 4G, 5A, 9PTS
2022	Mitch Marner	First Star/Month	February	12GP, 9G, 14A, 23PTS
2022	Auston Matthews	First Star/Week	April 10	4GP, 7G, 4A, 11PTS
2022	Mitch Marner	Third Star/Month	November	15 GP, 6G, 14A, 20PTS
2022	William Nylander	Third Star/Week	December 11	3 GP, 3G, 4A, 7 PTS
2023	William Nylander	Second Star/Week	January 29	4 GP, 4G, 3A, 7 PTS
2023	Mitch Marner	Third Star/Week	February 5	2 GP, 0G, 6A, 6PTS
2023	Mitch Marner	Third Star/Week	March 12	2 GP, 2G, 4A, 6 PTS



# NHL ALL-STAR GAME PARTICIPATION

These Toronto Maple Leafs were selected to participate in the NHL's All-Star Game.

## 1968-69

Tim Horton  
Norm Ullman

## 1969-70

Ron Ellis  
Dave Keon

## 1970-71

Dave Keon

## 1971-72

Paul Henderson

## 1972-73

Paul Henderson  
Dave Keon

## 1973-74

Jim McKenny  
Norm Ullman

## 1974-75

Darryl Sittler

## 1975-76

Borje Salming  
Wayne Thomas

## 1976-77

Lanny McDonald  
Borje Salming  
Ian Turnbull

## 1977-78

Lanny McDonald  
Borje Salming  
Darryl Sittler

## 1978-79 (Challenge Cup vs. Soviet Union)

Lanny McDonald  
Borje Salming  
Darryl Sittler

## 1979-80

Dave Burrows  
Darryl Sittler

## 1980-81

Robert Picard

## 1981-82

Rick Vaive  
Bob Manno

## 1982-83

Rick Vaive

## 1983-84

Rick Vaive 3 (3 assists)

## 1984-85

Miroslav Frycer

## 1985-86

Wendel Clark

## 1986-87

None - Rendezvous '87  
(Team NHL vs Soviet Union)

## 1987-88

Al Iafrate

## 1988-89

Gary Leeman

## 1989-90

Al Iafrate

## 1990-91

Vincent Damphousse (Named MVP)

## 1991-92

Dave Ellett

## 1992-93

Doug Gilmour

## 1993-94

Doug Gilmour  
Dave Andreychuk  
Felix Potvin^  
Wendel Clark\*

## 1994-95

No Game due to work stoppage.

## 1995-96

Mike Gartner  
Mats Sundin  
Larry Murphy  
Felix Potvin





# NHL ALL-STAR GAME PARTICIPATION

## 1996-97

Mats Sundin

## 1997-98

Mats Sundin

## 1998-99

Mats Sundin  
Curtis Joseph\*

## 1999-00

Mats Sundin^  
Curtis Joseph^  
Dmitry Yushkevich  
2000-01  
Mats Sundin

## 2001-02

Mats Sundin  
Tomas Kaberle

## 2002-03

Mats Sundin\*  
Ed Belfour\*

## 2003-04

Mats Sundin  
Gary Roberts

## 2004-05

No Game due to work stoppage.

## 2005-06

No Game due to 2006 Torino Olympics

## 2006-07

Tomas Kaberle

## 2007-08

Tomas Kaberle

## 2008-09

Tomas Kaberle

## 2009-10

No Game due to 2010 Vancouver Olympics

## 2010-11

Phil Kessel

## 2011-12

Dion Phaneuf+  
Joffrey Lupul+  
Phil Kessel

## 2012-13

No Game due to work stoppage.

## 2013-14

No Game due to 2014 Sochi Olympics

## 2014-15

Phil Kessel

## 2015-16

Leo Komarov

## 2016-17

Auston Matthews

## 2017-18

Auston Matthews

## 2018-19

Auston Matthews  
John Tavares

## 2019-20

Frederik Andersen  
Mitch Marner+  
Auston Matthews\*~

## 2020-21

No Game due to COVID-19 restrictions

## 2021-22

Jack Campbell  
Auston Matthews~

## 2022-23

Mitch Marner  
Auston Matthews\*

\* Selected but did not participate due to injury

^ Voted by the fans as a starter for the All-Star Game

+ Voted by the fans to participate in the All-Star Game

~ Voted by the fans as a Divisional team captain

Prior to 1968-69, the All-Star Game participants consisted of the previous season's Stanley Cup winner versus All-Stars selected from the remainder of the league.

In 2015-16, the NHL replaced the previous two-team format with a 3-on-3 tournament between All-Star teams representing the league's four divisions.



# NHL ALL-STARS



These Toronto Maple Leafs have been selected to the National Hockey League year-end All-Star Teams. First, Second or Rookie team indicated in parentheses.

---

## 1930-31

---

King Clancy, defence (1st)

---

## 1931-32

---

Harvey Jackson, left wing (1st)  
King Clancy, defence (2nd)  
Charlie Conacher, right wing (2nd)  
Dick Irvin, coach (2nd)

---

## 1932-33

---

King Clancy, defence (2nd)  
Charlie Conacher, right wing (2nd)  
Harvey Jackson, left wing (2nd)  
Dick Irvin, coach (2nd)

---

## 1933-34

---

King Clancy, defence (1st)  
Charlie Conacher, right wing (1st)  
Harvey Jackson, left wing (1st)  
Joe Primeau, centre (2nd)  
Dick Irvin, coach (2nd)

---

## 1934-35

---

Charlie Conacher, right wing (1st)  
Harvey Jackson, left wing (1st)  
Dick Irvin, coach (2nd)

---

## 1935-36

---

Charlie Conacher, right wing (1st)  
Bill Thoms, centre (2nd)

---

## 1936-37

---

Harvey Jackson, left wing (1st)

---

## 1937-38

---

Gord Drillon,\* right wing (1st)  
Syl Apps, centre (2nd)  
*\*Tied with Cecil Dillon, New York Rangers*

---

## 1938-39

---

Syl Apps, centre (1st)  
Gord Drillon, right wing (1st)

---

## 1940-41

---

Turk Broda, goal (1st)  
Wally Stanowski, defence (1st)  
Sweeney Schriner, left wing (1st)  
Syl Apps, centre (2nd)

---

## 1941-42

---

Syl Apps, centre (1st)  
Turk Broda, goal (2nd)  
Bucko McDonald, defence (2nd)  
Gord Drillon, right wing (2nd)

---

## 1942-43

---

Lorne Carr, right wing (1st)  
Syl Apps, centre (2nd)

---

## 1943-44

---

Babe Pratt, defence (1st)  
Lorne Carr, right wing (1st)  
Paul Bibeault, goal (2nd)  
Hap Day, coach (2nd)

---

## 1944-45

---

Babe Pratt, defence (2nd)

---

## 1945-46

---

Gaye Stewart, left wing (1st)

---

## 1947-48

---

Turk Broda, goal (1st)

---

## 1949-50

---

Gus Mortson, defence (1st)  
Ted Kennedy, centre (2nd)

---

## 1950-51

---

Jim Thomson, defence (2nd)  
Ted Kennedy,\* centre (2nd)  
Sid Smith, left wing (2nd)  
*\*Kennedy tied with Sid Abel, Detroit*

---

## 1951-52

---

Jim Thomson, defence (2nd)  
Sid Smith, left wing (2nd)

---

## 1953-54

---

Harry Lumley, goal (1st)  
Tim Horton, defence (2nd)  
Ted Kennedy, centre (2nd)

---

## 1954-55

---

Harry Lumley, goal (1st)  
Sid Smith, left wing (1st)

---

## 1955-56

---

Tod Sloan, centre (2nd)

---

## 1959-60

---

Allan Stanley, defence (2nd)

---

## 1960-61

---

Johnny Bower, goal (1st)  
Frank Mahovlich, left wing (1st)  
Allan Stanley, defence (2nd)

# NHL ALL-STARS

## 1961-62

Carl Brewer, defence (2nd)  
Dave Keon, centre (2nd)  
Frank Mahovlich, left wing (2nd)

## 1962-63

Carl Brewer, defence (1st)  
Frank Mahovlich, left wing (1st)  
Tim Horton, defence (2nd)

## 1963-64

Tim Horton, defence (1st)  
Frank Mahovlich, left wing (2nd)

## 1964-65

Carl Brewer, defence (2nd)  
Frank Mahovlich, left wing (2nd)

## 1965-66

Allan Stanley, defence (2nd)  
Frank Mahovlich, left wing (2nd)

## 1966-67

Tim Horton, defence (2nd)

## 1967-68

Tim Horton, defence (1st)

## 1968-69

Tim Horton, defence (1st)

## 1970-71

Dave Keon, centre (2nd)  
Jacques Plante, goal (2nd)

## 1974-75

Borje Salming, defence (2nd)

## 1975-76

Borje Salming, defence (2nd)

## 1976-77

Borje Salming, defence (1st)  
Lanny McDonald, right wing (2nd)

## 1977-78

Borje Salming, defence (2nd)  
Darryl Sittler, centre (2nd)

## 1978-79

Borje Salming, defence (2nd)

## 1979-80

Borje Salming, defence (2nd)

## 1982-83

Dan Daoust, centre (rookie)

## 1985-86

Wendel Clark, left wing (rookie)

## 1992-93

Felix Potvin, goal (rookie)

## 1994-95

Kenny Jonsson, defence (rookie)

## 1996-97

Sergei Berezin, left wing (rookie)

## 1997-98

Mike Johnson, left wing (rookie)

## 2001-02

Mats Sundin, centre (2nd)

## 2003-04

Bryan McCabe, defence (2nd)  
Mats Sundin, centre (2nd)

## 2008-09

Luke Schenn, defence (rookie)

## 2011-12

Jake Gardiner, defence (rookie)

## 2016-17

Mitch Marner, forward (rookie)  
Auston Matthews, forward (rookie)

## 2020-21

Mitch Marner, right wing (1st)  
Auston Matthews, centre (2nd)

## 2021-22

Michael Bunting, left wing (rookie)  
Mitch Marner, right wing (1st)  
Auston Matthews, centre (1st)



# HOCKEY HALL OF FAME INDUCTEES



These esteemed members of the Hockey Hall of Fame either played or served on the organizational side of the Toronto Arenas, Toronto St. Pats or Toronto Maple Leafs.

## BUILDERS

	<b>Class of</b>
William A. Hewitt	1947
Conn Smythe	1958
Frank J. Selke	1960
Foster Hewitt	1965
Harold E. Ballard	1977
J.P. Bickell	1978
George "Punch" Imlach	1984
Roger Nielson	2002
Cliff Fletcher	2004
Jim Gregory	2007
Pat Burns	2014
Pat Quinn	2016

## PLAYERS

	<b>Class of</b>
Sprague Cleghorn	1958
Frank "King" Clancy	1958
Jack Adams	1959
Syl Apps	1961
Charlie Conacher	1961
Clarence "Hap" Day	1961
George Hainsworth	1961
Harry Cameron	1962
Rusty Crawford	1962
Reg Noble	1962
David "Sweeney" Schriener	1962
Joe Primeau	1963
Reginald "Red" Horner	1965
Syd Howe	1965
Ted Kennedy	1966
Max Bentley	1966
Walter "Babe" Pratt	1966
Walter "Turk" Broda	1967
Leonard "Red" Kelly	1969
Cecil "Babe" Dye	1970
Harvey "Busher" Jackson	1971
Terry Sawchuk	1971
Hap Holmes	1972
Dickie Moore	1974
George Armstrong	1975
Irving "Ace" Bailey	1975

## PLAYERS (cont'd)

	<b>Class of</b>
Gord Drillion	1975
Pierre Pilote	1975
Johnny Bower	1976
Tim Horton	1977
Andy Bathgate	1978
Jacques Plante	1978
Marcel Pronovost	1978
Harry Lumley	1980
Frank Mahovlich	1981
Allan Stanley	1981
Norm Ullman	1982
Bernie Parent	1984
Gerry Cheevers	1985
Bert Olmstead	1985
Leo Boivin	1986
Dave Keon	1986
Darryl Sittler	1989
Fernie Flaman	1990
Bob Pulford	1991
Lanny McDonald	1992
Harry Watson	1994
Borje Salming	1996
Mike Gartner	2001
Grant Fuhr	2003
Phil Housley	2004
Larry Murphy	2004
Dick Duff	2006
Ron Francis	2007
Glenn Anderson	2008
Brian Leetch	2009
Ed Belfour	2011
Doug Gilmour	2011
Joe Nieuwendyk	2011
Mats Sundin	2012
Eric Lindros	2016
Dave Andreychuk	2017







# Maple Leaf Gardens

**First Game:** November 12, 1931, Chicago Blackhawks 2, Maple Leafs 1. Attendance 13,233

**Final Game:** February 13, 1999, Chicago Blackhawks 6, Maple Leafs 2. Attendance 15,726

Located at the corner of Carlton Street and Church Street, Maple Leaf Gardens accommodated 15,726 patrons by the time it closed February 13, 1999.

The building, designed by the architectural firm of Ross and Macdonald, had 83 luxury suites and a members-only Hot Stove Club. Opening Night took place just five-and-a-half months after construction began on a parcel of land owned by Eaton's on June 1, 1931. Approximately 700 workers were paid primarily in Gardens stock in place of regular wages during the Great Depression time period. The total cost to build the arena was \$1.5 million

The team won their first Stanley Cup as the Maple Leafs in their inaugural season at Maple Leaf Gardens, the first of eight titles that would be claimed on Gardens' ice ('32, '42, '47, '49, '51, '63, '64 and '67). The building played host to the first ever NBA game (New York Knicks-Toronto Huskies on Nov. 1, 1946), Elvis Presley, The Beatles, The Rolling Stones, Frank Sinatra, Bob Hope, Muhammad Ali, many other world-class events.

## Arena Gardens

**First Game:** December 22, 1917, Arenas 11, Ottawa Senators 4

**Final Game:** March 19, 1931, Maple Leafs 8, Chicago Blackhawks 2

Arena Gardens served as the City's premier hockey and entertainment venue from 1912 until 1931.

The original Toronto National Hockey League franchise, known as the Arenas, began playing out of the venue at 60 Mutual Street in 1917 after multiple National Hockey Association (the NHL's predecessor) had called the arena home over the previous eight years. It was built in 1911-12 from designs by F.H. Herbert and the firm of Ross and MacFarlane. The Arena cost \$200,000 to construct and was financed by a group of 15 businessmen.

It seated approximately 8,000 people and the ice surface was Olympic size by today's standards (230 x 90 feet).



*Maple Leaf Gardens*



*Arena Gardens*

# LEGENDS ROW

At the inaugural Toronto Maple Leafs Fan Fest in 2014, the Maple Leafs officially unveiled 'Legends Row', a public statue in Maple Leaf Square outside of Scotiabank Arena that honours a number of greats who have worn the iconic Maple Leafs sweater.

The Legends Row monument project, featuring a 30-foot granite bench, began in August, 2014 with the announcement of Ted Kennedy as the first player to be honoured. The statues of Kennedy, Darryl Sittler and Johnny Bower were unveiled in September of 2014, followed by the statues of Borje Salming, George Armstrong, Syl Apps and Mats Sundin in 2015, Dave Keon, Turk Broda and Tim Horton in 2016, with Wendel Clark, Charlie Conacher, Red Kelly and Frank Mahovlich honoured in 2017.

The statues for all players on Legends Row were created by renowned sculptor and artist Erik Blome. His famous works include statues of Wayne Gretzky and Oscar De La Hoya at Staples Center in Los Angeles, a Chicago Blackhawks 75th Anniversary team tribute, a life-size statue of Rosa Parks at the Rosa Parks Museum and Library in Montgomery, Alabama, Dr. Martin Luther King and 'Heralds of 9/11', a noted Chicago-area monument using 22,000 lbs. of steel beams from the wreck of the World Trade Center in New York City.

"Legends Row is a tribute to the first one hundred years of Maple Leafs history. The Maple Leafs historical committee and the team itself are very happy with how the different eras of Leafs history are represented. As we look ahead to the next one hundred years of Maple Leafs hockey, it is our sincere hope that we will soon have reason to expand this bench to recognize future Leafs heroes," remarked Maple Leafs President and Alternate Governor Brendan Shanahan.

## PLAYERS HONOURED ON LEGENDS ROW

### SEPTEMBER 2014

**Johnny Bower**  
**Darryl Sittler**  
**Ted Kennedy**

### SEPTEMBER 2015

**Borje Salming**  
**Mats Sundin**

### NOVEMBER 2015

**Syl Apps**  
**George Armstrong**

### OCTOBER 2016

**Turk Broda**  
**Tim Horton**  
**Dave Keon**

### OCTOBER 2017

**Wendel Clark**  
**Charlie Conacher**  
**Red Kelly**  
**Frank Mahovlich**



# THE ONE HUNDRED



To help celebrate the team's Centennial Anniversary, the Toronto Maple Leafs announced "The One Hundred," the definitive list of the one hundred greatest players in team history, prior to their 2016-17 home opener.

**The One Hundred** list is the result of rankings submitted by a 31-member committee made up of prominent members of the hockey community, including a public fan vote that counted as the 31st member. Each committee member submitted a ranked list with a first-place rank garnering 100 points and a 100th place rank receiving one point. 191 of 949 eligible players received at least one vote. Ten different players received at least one first-place vote from the committee.

Of **The One Hundred**, 96 of the players wore a Maple Leafs uniform, seven wore a St. Pat's uniform and four wore the Toronto Arenas uniform. Seven players wore two of those uniforms (Hap Day, Ace Bailey, Babe Dye, Reg Noble, Harry Cameron, Jack Adams, Corb Denneny) while one player (Denneny) wore all three. The list is made up of 65 forwards, 25 defencemen and 10 goaltenders.

- |                      |                      |                      |                         |
|----------------------|----------------------|----------------------|-------------------------|
| 1. Dave Keon         | 26. Bob Pulford      | 51. Lorne Chabot     | 76. Bert Olmstead       |
| 2. Syl Apps          | 27. Red Horner       | 52. Tiger Williams   | 77. Harry Cameron       |
| 3. Ted Kennedy       | 28. Dick Duff        | 53. Gary Leeman      | 78. Al Iafrate          |
| 4. Darryl Sittler    | 29. Gord Drillon     | 54. Steve Thomas     | 79. Ed Olczyk           |
| 5. Mats Sundin       | 30. Bob Baun         | 55. Reg Noble        | 80. Jim McKenny         |
| 6. Tim Horton        | 31. Babe Dye         | 56. Gus Mortson      | 81. George Hainsworth   |
| 7. Johnny Bower      | 32. Carl Brewer      | 57. Ron Stewart      | 82. Marcel Pronovost    |
| 8. Borje Salming     | 33. Sid Smith        | 58. Mike Palmateer   | 83. Alex Mogilny        |
| 9. Frank Mahovlich   | 34. Norm Ullman      | 59. Billy Harris     | 84. Todd Gill           |
| 10. Turk Broda       | 35. Curtis Joseph    | 60. Gary Roberts     | 85. Mike Walton         |
| 11. Charlie Conacher | 36. Bill Barilko     | 61. Vince Damphousse | 86. Dave Ellett         |
| 12. George Armstrong | 37. Tomas Kaberle    | 62. John Anderson    | 87. Baldy Cotton        |
| 13. Doug Gilmour     | 38. Tod Sloan        | 63. Bryan McCabe     | 88. Dion Phaneuf        |
| 14. Red Kelly        | 39. Harry Watson     | 64. Bob Nevin        | 89. Jim Pappin          |
| 15. Wendel Clark     | 40. Jimmy Thomson    | 65. Howie Meeker     | 90. Jack Adams          |
| 16. Busher Jackson   | 41. Dave Andreychuk  | 66. Wally Stanowski  | 91. Gus Bodnar          |
| 17. Hap Day          | 42. Ian Turnbull     | 67. Gaye Stewart     | 92. Cal Gardner         |
| 18. King Clancy      | 43. Terry Sawchuk    | 68. Eddie Shack      | 93. Tie Dorn            |
| 19. Lanny McDonald   | 44. Paul Henderson   | 69. Nick Metz        | 94. Brian Glennie       |
| 20. Rick Vaive       | 45. Felix Potvin     | 70. Darcy Tucker     | 95. Corb Denneny        |
| 21. Max Bentley      | 46. Sweeney Schriner | 71. Ed Belfour       | 96. Larry Hillman       |
| 22. Joe Primeau      | 47. Harry Lumley     | 72. Lorne Carr       | 97. Wilf Paiment        |
| 23. Allan Stanley    | 48. Phil Kessel      | 73. Errol Thompson   | 98. Russ Courtnall      |
| 24. Ron Ellis        | 49. Babe Pratt       | 74. Bill Ezinicki    | 99. Joe Klukay          |
| 25. Ace Bailey       | 50. Bob Davidson     | 75. Bill Derlago     | 100. James van Riemsdyk |





The image shows the Toronto Maple Leafs logo, which is a dark blue maple leaf with white text and vein details. The text "TORONTO MAPLE LEAFS" is written in a bold, white, sans-serif font across the center of the leaf. The leaf has a stem and several veins extending to the edges.

**TORONTO  
MAPLE  
LEAFS**

# Retired Numbers

On October 15, 2016, in a pre-game ceremony before the team's Centennial Anniversary home opener, the Toronto Maple Leafs officially retired the numbers of 16 players that were once honoured with banners hanging in Scotiabank Arena, alongside the two previously retired numbers of Ace Bailey and Bill Barilko. The team also added Dave Keon to the distinguished group by raising a new banner to retire his number 14.

All Maple Leaf players with an honoured banner, or a family member, were informed by Brendan Shanahan of the plans to retire the numbers at a pre-game reception just prior to stepping on the ice for the ceremony.

The Toronto Maple Leafs became the first team in the NHL, NBA or Major League Baseball to retire a number when Conn Smythe announced on February 14, 1934 at a benefit game for Ace Bailey, which became the first All Star Game in NHL history, that no player would ever wear Bailey's #6 again after he suffered a career-ending injury. Bill Barilko's number would become the second number to be retired by the Maple Leafs after he was listed as missing for 11 years following a plane crash. His #5 was pulled from circulation in 1951 before being permanently retired in 1962.

More than 30 seasons later, the Maple Leafs started the tradition of honouring numbers. The numbers of Leafs legends would be raised to the rafters but the number would often remain in circulation, continuing the tradition of passing numbers from one Leafs player to another. Those previously honoured were Syl Apps, George Armstrong, Johnny Bower, Turk Broda, King Clancy, Wendel Clark, Charlie Conacher, Hap Day, Doug Gilmour, Tim Horton, Red Kelly, Ted Kennedy, Frank Mahovlich, Borje Salming, Darryl Sittler and Mats Sundin.

## TORONTO MAPLE LEAF HOCKEY CLUB RETIRED NUMBERS

Number	Player (years played with Maple Leafs)	Date Retired
1	Turk Broda (1937-52), Johnny Bower (1959-70)	October 15, 2016
4	Hap Day (1924-37), Red Kelly (1961-67)	October 15, 2016
5	Bill Barilko (1946-51)	1951
6	Ace Bailey (1926-33)	February 14, 1934
7	King Clancy (1931-37), Tim Horton (1950-70)	October 15, 2016
9	Ted Kennedy (1943-55; 1956-57), Charlie Conacher (1930-38)	October 15, 2016
10	Syl Apps (1937-43; 1945-48), George Armstrong (1950-69, 1970-71)	October 15, 2016
13	Mats Sundin (1994-2008)	October 15, 2009
14	Dave Keon (1960-75)	October 15, 2016
17	Wendel Clark (1985-94; 1996-98; 1999-2000)	October 15, 2016
21	Borje Salming (1973-89)	October 15, 2016
27	Frank Mahovlich (1957-68), Darryl Sittler (1970-82)	October 15, 2016
33	Doug Gilmour (1991-97; 2002-03)	October 15, 2016

# Retired Numbers

## JOHNNY BOWER

Goaltender

**BORN:** NOVEMBER 8, 1924 PRINCE ALBERT, SASKATCHEWAN

**DECEASED:** DECEMBER 26, 2017

**HONOURED BY LEAFS:** MARCH 11, 1995

**ALL-STAR TEAMS:** FIRST ALL-STAR TEAM (1961)

**TROPHIES:** VEZINA TROPHY (1961), (1965 – SHARED WITH TERRY SAWCHUK), J.P. BICKELL MEMORIAL AWARD (1960, 1964, 1965)

**HOCKEY HALL OF FAME INDUCTION:** 1976

**MAPLE LEAFS CAREER** (1958-1970):

12 SEASONS 475 GAMES PLAYED 219 WINS 32 SHUTOUTS  
MAPLE LEAFS FRANCHISE LEADER WITH 13,488 SAVES

**PLAYOFFS:**

74 PLAYOFF GAMES 35 PLAYOFF WINS  
OUR STANLEY CUP CHAMPIONSHIPS (1962, 1963, 1964, 1967)

BOWER

1



## WALTER 'TURK' BRODA

Goaltender

**BORN:** MAY 15, 1914 IN BRANDON, MANITOBA

**DECEASED:** OCTOBER 17, 1972

**NUMBER HONOURED BY LEAFS:** MARCH 11, 1995

**ALL-STAR TEAMS:** FIRST ALL-STAR TEAM (1941, 1948),  
SECOND ALL-STAR TEAM (1942)

**TROPHIES:** VEZINA TROPHY (1941, 1948)

**HOCKEY HALL OF FAME INDUCTION:** 1967

**MAPLE LEAFS CAREER** (1936-1952):

14 SEASONS 629 GAMES PLAYED 302 WINS 62 SHUTOUTS  
MAPLE LEAFS FRANCHISE GOALTENDING LEADER IN GAMES PLAYED,  
WINS AND SHUTOUTS

**PLAYOFFS:**

101 PLAYOFF GAMES 60 PLAYOFF WINS 13 PLAYOFF SHUTOUTS  
FIVE STANLEY CUP CHAMPIONSHIPS (1942, 1947, 1948, 1949, 1951)  
MAPLE LEAFS FRANCHISE GOALTENDING LEADER IN PLAYOFF GAMES PLAYED  
PLAYOFF WINS AND PLAYOFF SHUTOUTS

BRODA

1





# Retired Numbers

## CLARENCE 'HAP' DAY

Defenceman

**BORN:** JUNE 14, 1901 IN OWEN SOUND, ONTARIO

**DECEASED:** FEBRUARY 17, 1990

**HONOURED BY LEAFS:** OCTOBER 4, 2006

**HOCKEY HALL OF FAME INDUCTION:** 1961

**MAPLE LEAFS PLAYING CAREER (1924-37):**

13 SEASONS 542 GAMES 204 POINTS

1932 STANLEY CUP CHAMPION

SERVED AS CAPTAIN FROM 1927-28 TO 1936-37

**MAPLE LEAFS COACHING CAREER (1940-50):**

546 GAMES 259 WINS

FIVE STANLEY CUP CHAMPIONSHIPS (1942, 1945, 1947, 1948, 1949)

DAY

4



## LEONARD 'RED' KELLY

Centre

**BORN:** JULY 9, 1927 IN SIMCOE, ONTARIO

**DECEASED:** MAY 2, 2019

**HONOURED BY LEAFS:** OCTOBER 4, 2006

**TROPHIES:** LADY BYNG MEMORIAL (1961),  
J.P. BICKELL MEMORIAL AWARD (1961)

**HOCKEY HALL OF FAME INDUCTION:** 1969

**MAPLE LEAFS CAREER (1960-67):**

8 SEASONS 470 GAMES 351 POINTS

**PLAYOFFS:**

70 PLAYOFF GAMES 55 PLAYOFF POINTS

FOUR STANLEY CUP CHAMPIONSHIPS (1962, 1963, 1964, 1967)

THIRD-MOST PLAYOFF ASSISTS (38) IN FRANCHISE HISTORY

KELLY

4



## BILL BARILKO

Defenceman

**BORN:** MARCH 25, 1927 IN TIMMINS, ONTARIO

**DECEASED:** AUGUST 26, 1951

**HONOURED BY LEAFS:** OCTOBER 17, 1992

**MAPLE LEAFS CAREER (1946-51):**


5 SEASONS 252 GAMES 62 POINTS  
456 PENALTY MINUTES

**PLAYOFFS:**

47 PLAYOFF GAMES FOUR STANLEY CUP CHAMPIONSHIPS (1947, 1948, 1949, 1951)

BARILKO

5



## IRVINE 'ACE' BAILEY

Right Wing

**BORN:** JULY 3, 1903 IN BRACEBRIDGE, ONTARIO

**DECEASED:** APRIL 7, 1992

**HONOURED BY LEAFS:** OCTOBER 17, 1992

**TROPHIES:** ART ROSS TROPHY (1929)

**HOCKEY HALL OF FAME INDUCTION:** 1975

**MAPLE LEAFS CAREER (1926-34):**


8 SEASONS 316 GAMES 192 POINTS

**PLAYOFFS:**

21 PLAYOFF GAMES 1932 STANLEY CUP CHAMPION

BAILEY

6





# Retired Numbers

## FRANK 'KING' CLANCY

Defenceman

**BORN:** FEBRUARY 25, 1903 IN OTTAWA, ONTARIO

**DECEASED:** NOVEMBER 8, 1986

**HONOURED BY LEAFS:** NOVEMBER 21, 1995

**ALL-STAR TEAMS:** FIRST ALL-STAR TEAM (1931, 1934).  
SECOND ALL-STAR TEAM (1933, 1934)

**TROPHIES:** J.P. BICKELL MEMORIAL AWARD (1972)

**HOCKEY HALL OF FAME INDUCTION:** 1958

**MAPLE LEAFS PLAYING CAREER (1930-37):**

7 SEASONS 286 GAMES 130 POINTS

1932 STANLEY CUP CHAMPION

**MAPLE LEAFS COACHING CAREER (1953-56):**

210 GAMES 80-81-49 RECORD

CLANCY

7



## TIM HORTON

Defenceman

**BORN:** JANUARY 30, 1930 IN COCHRANE, ONTARIO

**DECEASED:** FEBRUARY 21, 1974

**HONOURED BY LEAFS:** NOVEMBER 21, 1995

**ALL-STAR TEAMS:** FIRST ALL-STAR TEAM (1964, 1968, 1969),  
SECOND ALL-STAR TEAM (1954, 1963, 1967)

**TROPHIES:** J.P. BICKELL MEMORIAL AWARD (1969)

**HOCKEY HALL OF FAME INDUCTION:** 1977

**MAPLE LEAFS CAREER (1949-50, 51-70):**

20 SEASONS 1184 GAMES 458 POINTS

MAPLE LEAFS FRANCHISE LEADER IN GAMES PLAYED BY A DEFENCEMAN

BEST PLUS/MINUS IN FRANCHISE HISTORY (+151)

LONGEST CONSECUTIVE GAMES PLAYED STREAK IN FRANCHISE HISTORY  
(486 GAMES)

**PLAYOFFS:**


97 PLAYOFF GAMES 41 PLAYOFF POINTS

FOUR STANLEY CUP CHAMPIONSHIPS (1962, 1963, 1964, 1967)

SECOND-MOST PLAYOFF GAMES PLAYED BY A SKATER IN MAPLE LEAFS HISTORY

HORTON

7



## CHARLIE CONACHER

Right Wing

**BORN:** DECEMBER 20, 1909 IN TORONTO, ONTARIO

**DECEASED:** DECEMBER 30, 1967

**HONOURED BY LEAFS:** FEBRUARY 28, 1967

**ALL-STAR TEAMS:** FIRST ALL-STAR TEAM (1934, 1935, 1936),  
SECOND ALL-STAR TEAM (1932, 1933)

**TROPHIES:** ART ROSS TROPHY (1934, 1935)

**HOCKEY HALL OF FAME INDUCTION:** 1961

**MAPLE LEAFS PLAYING CAREER (1929-38):**

9 SEASONS 328 GAMES 200 GOALS 324 POINTS

SERVED AS CAPTAIN IN 1937-38

**PLAYOFFS:**

41 PLAYOFF GAMES 1932 STANLEY CUP CHAMPION

CONACHER

9



## TED 'TEEDER' KENNEDY

Centre

**BORN:** DECEMBER 12, 1925 IN HUMBERSTONE, ONTARIO

**DECEASED:** AUGUST 25, 2009

**HONOURED BY LEAFS:** OCTOBER 3, 1993

**ALL-STAR TEAMS:** SECOND ALL-STAR TEAM (1950, 1951, 1954)

**TROPHIES:** HART MEMORIAL TROPHY (1955),  
J.P. BICKELL MEMORIAL AWARD (1953, 1955)

**HOCKEY HALL OF FAME INDUCTION:** 1966

**MAPLE LEAFS CAREER (1942-55, 1956-57):**

14 SEASONS 696 GAMES 231 GOALS 560 POINTS

SERVED AS CAPTAIN FROM 1948-49 TO 1954-55 AND 1956-57


**PLAYOFFS:**

78 PLAYOFF GAMES 60 PLAYOFF POINTS

FIVE STANLEY CUP CHAMPIONSHIPS (1945, 1947, 1948, 1949, 1951)

KENNEDY

9





# Retired Numbers

## SYL APPS

Defenceman

**BORN:** JANUARY 19, 1915 IN PARIS, ONTARIO

**DECEASED:** DECEMBER 24, 1998

**HONOURED BY LEAFS:** OCTOBER 3, 1993

**ALL-STAR TEAMS:** FIRST ALL-STAR TEAM (1939, 1942),  
SECOND ALL-STAR TEAM (1938, 1941, 1943)

**TROPHIES:** CALDER MEMORIAL TROPHY (1937),  
LADY BYNG MEMORIAL TROPHY (1942)

**HOCKEY HALL OF FAME INDUCTION:** 1961

**MAPLE LEAFS PLAYING CAREER (1936-43, 1945-48):**

10 SEASONS 423 GAMES 201 GOALS 432 POINTS

SERVED AS CAPTAIN FROM 1940-41 TO 1942-43 AND 1945-46 TO 1947-48

**PLAYOFFS:**

69 PLAYOFF GAMES 54 PLAYOFF POINTS

THREE STANLEY CUP CHAMPIONSHIPS (1942, 1947, 1948)

APPS

10



## GEORGE ARMSTRONG

Right Wing

**BORN:** JULY 6, 1930 IN BOWLAND'S BAY, ONTARIO

**DECEASED:** JANUARY 24, 2021

**HONOURED BY LEAFS:** FEBRUARY 28, 1998

**TROPHIES:** J.P. BICKELL MEMORIAL AWARD (1959)

**HOCKEY HALL OF FAME INDUCTION:** 1975

**MAPLE LEAFS CAREER (1942-54, 1956-57):**

21 SEASONS 1188 GAMES 296 GOALS 713 POINTS

MAPLE LEAFS FRANCHISE LEADER IN GAMES PLAYED

SERVED AS CAPTAIN FROM 1957-58 TO 1968-69

SERVED AS HEAD COACH FOR 47 GAMES IN 1988-89

**PLAYOFFS:**

110 PLAYOFF GAMES 60 PLAYOFF POINTS

FOUR STANLEY CUP CHAMPIONSHIPS (1962, 1963, 1964, 1967)

MAPLE LEAFS FRANCHISE LEADER IN PLAYOFF GAMES PLAYED

ARMSTRONG

10





## MATS SUNDIN

Centre

**BORN:** FEBRUARY 13, 1971 IN BROMMA, SWEDEN

**HONOURED BY LEAFS:** FEBRUARY 11, 2012

**ALL-STAR TEAMS:** SECOND ALL-STAR TEAM (2002, 2004)

**HOCKEY HALL OF FAME INDUCTION:** 2012

**MAPLE LEAFS PLAYING CAREER (1994-2008):**

13 SEASONS 981 GAMES 420 GOALS 987 POINTS  
MAPLE LEAFS FRANCHISE LEADER IN POINTS, GOALS,  
POWER PLAY GOALS (124) AND GAME-WINNING GOALS (79)  
SECOND-MOST ASSISTS IN FRANCHISE HISTORY  
SERVED AS CAPTAIN FROM 1997-98 TO 2007-08

**PLAYOFFS:**

77 PLAYOFF GAMES 70 PLAYOFF POINTS  
SECOND-MOST PLAYOFF POINTS AND GOALS (32) IN FRANCHISE HISTORY  
THIRD-MOST PLAYOFF ASSISTS (38) IN FRANCHISE HISTORY



## DAVE KEON

Centre

**BORN:** MARCH 22, 1940 IN ROUYN-NORANDA, QUEBEC

**HONOURED BY LEAFS:** OCTOBER 15, 2016

**ALL-STAR TEAMS:** SECOND ALL-STAR TEAM (1962, 1971)

**TROPHIES:** J.P. BICKELL MEMORIAL AWARD (1959)

**HOCKEY HALL OF FAME INDUCTION:** 1986

**MAPLE LEAFS CAREER (1960-75):**

15 SEASONS 1062 GAMES 365 GOALS 858 POINTS  
THIRD-MOST POINTS AND GOALS IN MAPLE LEAFS HISTORY  
MAPLE LEAFS FRANCHISE LEADER IN SHORTHANDED GOALS (31)  
SERVED AS CAPTAIN FROM 1969-70 TO 1974-75

**PLAYOFFS:**

89 PLAYOFF GAMES 67 PLAYOFF POINTS  
FOUR STANLEY CUP CHAMPIONSHIPS (1962, 1963, 1964, 1967)  
THIRD-MOST PLAYOFF POINTS IN FRANCHISE HISTORY  
SECOND-MOST PLAYOFF GOALS (32) IN FRANCHISE HISTORY





# Retired Numbers

## WENDEL CLARK

Centre

**BORN:** OCTOBER 25, 1966 IN KELVINGTON SASKATCHEWAN

**HONOURED BY LEAFS:** NOVEMBER 22, 2008

**ALL-STAR TEAMS:** ALL-ROOKIE TEAM (1986)

**MAPLE LEAFS PLAYING CAREER (1985-94, 1996-98, 2000):**

13 SEASONS 608 GAMES 260 GOALS 441 POINTS

THIRD-MOST PENALTY MINUTES (1535) IN MAPLE LEAFS HISTORY

SERVED AS CAPTAIN FROM 1991-92 TO 1993-94

**PLAYOFFS:**

79 PLAYOFF GAMES 61 PLAYOFF POINTS

MAPLE LEAFS FRANCHISE LEADER IN PLAYOFF GOALS (34)

CLARK

17



## BÖRJE SALMING

Defenceman

**BORN:** APRIL 17, 1951 IN KINURA, SWEDEN

**DECEASED:** NOVEMBER 24, 2022

**HONOURED BY LEAFS:** OCTOBER 4, 2006

**ALL-STAR TEAMS:** FIRST ALL-STAR TEAM (1977),  
SECOND ALL-STAR TEAM (1975, 1976, 1978, 1979, 1980)

**HOCKEY HALL OF FAME INDUCTION:** 1996

**MAPLE LEAFS CAREER (1973-89):**

16 SEASONS 1099 GAMES 768 POINTS

MAPLE LEAFS FRANCHISE LEADER IN ASSISTS (620), GOALS BY A DEFENCEMAN (148)

AND POINTS BY A DEFENCEMAN (768)

SECOND-BEST PLUS/MINUS (+150) IN MAPLE LEAFS HISTORY

**PLAYOFFS:**

81 PLAYOFF GAMES 49 PLAYOFF POINTS

SALMING

21



# Retired Numbers

## FRANK MAHOVLICH

Left Wing

**BORN:** JANUARY 10, 1938 IN TIMMINS, ONTARIO

**HONOURED BY LEAFS:** OCTOBER 3, 2001

**ALL-STAR TEAMS:** FIRST ALL-STAR TEAM (1961, 1963), 5  
ECOND ALL-STAR TEAM (1962, 1964, 1965, 1966)

**TROPHIES:** CALDER MEMORIAL TROPHY (1958)

**HOCKEY HALL OF FAME INDUCTION:** 1981

**MAPLE LEAFS PLAYING CAREER (1957-68):**

12 SEASONS 720 GAMES 296 GOALS 597 POINTS

THIRD-MOST GAME-WINNING GOALS (55) IN MAPLE LEAFS HISTORY

**PLAYOFFS:**

84 PLAYOFF GAMES 60 PLAYOFF POINTS

FOUR STANLEY CUP CHAMPIONSHIPS (1962, 1963, 1964, 1967)

MAHOVLICH

27



## DARRYL SITTLER

Centre

**BORN:** SEPTEMBER 18, 1950 IN KITCHENER, ONTARIO

**HONOURED BY LEAFS:** FEBRUARY 8, 2003

**ALL-STAR TEAMS:** SECOND ALL-STAR TEAM (1978)

**HOCKEY HALL OF FAME INDUCTION:** 1989

**MAPLE LEAFS CAREER (1970-82):**

12 SEASONS 844 GAMES 389 GOALS 916 POINTS

SECOND-MOST POINTS AND GOALS IN FRANCHISE HISTORY

THIRD-MOST ASSISTS AND POWER PLAY GOALS (120) IN FRANCHISE HISTORY

NHL RECORD FOR MOST POINTS (10) IN A SINGLE GAME

SERVED AS CAPTAIN FROM 1975-76 TO 1980-81


**PLAYOFFS:**

64 PLAYOFF GAMES 65 PLAYOFF POINTS

SECOND-MOST PLAYOFF ASSISTS (40) IN FRANCHISE HISTORY

SITTLER

27





# Retired Numbers

## DOUG GILMOUR

Centre

**BORN:** JUNE 25, 1963 IN KINGSTON, ONTARIO

**HONOURED BY LEAFS:** JANUARY 31, 2009

**TROPHIES:** FRANK J. SELKE TROPHY (1993),  
J.P. BICKELL MEMORIAL AWARD (1993)

**HOCKEY HALL OF FAME INDUCTION:** 2011

**MAPLE LEAFS CAREER (1992-97, 2003):**

7 SEASONS 393 GAMES 321 ASSISTS 452 POINTS  
SERVED AS MAPLE LEAFS CAPTAIN FROM 1994-95 TO 1996-97

**PLAYOFFS:**

52 PLAYOFF GAMES 77 PLAYOFF POINTS

MAPLE LEAFS FRANCHISE LEADER IN PLAYOFF POINTS AND ASSISTS (60)

GILMOUR  
**93**





1962

STANLEY  
CUP  
CHAMPIONS



ARMSTRON

10



The background features a series of diagonal stripes in shades of blue and black. The blue stripes contain a repeating pattern of small, stylized figures or symbols. The black stripes are solid. The overall effect is a dynamic, textured background.

# PLAYOFF HISTORY

LET'S GO



VS



VS



VS



# ALL-TIME PLAYOFF SCORING & GAME RESULTS



## 1918 Toronto Arenas

### NHL FINAL (O'BRIEN CUP)

PLAYER	POS	GP	G	A	PTS	PIM				
Harry Meeking	L	2	3	0	3	6				
Rusty Crawford	L	2	2	1	3	9				
Harry Cameron	D	2	1	2	3	0				
Harry Mummery	D	2	1	1	2	17				
Reg Noble	C/D	2	1	1	2	9				
Ken Randall	R/D	2	1	1	2	12				
Jack Adams	C	2	1	0	1	6				
Alf Skinner	R	2	0	1	1	9				
Corb Denneny	C	2	0	0	0	3				
Hap Holmes	G	2	0	0	0	0				
GOALTENDER	POS	GP	W	L	T/O	GA	GAA	SO	PIM	MIN
Hap Holmes	G	2	1	1	0	7	3.50	0	0	120

### STANLEY CUP FINAL

PLAYER	POS	GP	G	A	PTS	PIM				
Alf Skinner	R	5	8	2	10	18				
Harry Mummery	D	5	0	6	6	21				
Harry Cameron	D	5	3	1	4	12				
Corb Denneny	C	5	3	1	4	0				
Reg Noble	C/D	5	2	1	3	12				
Harry Meeking	L	5	1	2	3	18				
Ken Randall	R/D	5	1	0	1	21				
Hap Holmes	G	5	0	0	0	0				
GOALTENDER	POS	GP	W	L	T/O	GA	GAA	SO	PIM	MIN
Hap Holmes	G	5	3	2	21	4.20	0	0	300	

GP	DATE	OPPONENT	RESULT
1	Mar 11	Montreal	7-3 W
2	Mar 13 @	Montreal	3-4 L
<b>*TORONTO WON TOTAL-GOALS NHL FINAL 10-6</b>			
3	Mar 20	Van. Millionaires	5-3 W
4	Mar 23	Van. Millionaires	4-6 L
5	Mar 26	Van. Millionaires	6-3 W
6	Mar 28	Van. Millionaires	1-8 L
7	Mar 30	Van. Millionaires	2-1 W
<b>**TORONTO WON BEST-OF-FIVE STANLEY CUP FINAL 3-2</b>			

\* From 1917-18 to 1926-27, the O'Brien Cup was awarded to the NHL Champions.  
 \*\* From 1917-18 to 1920-21, the NHL Champions played the PCHA Champions for the Stanley Cup.

## 1921 Toronto St. Patricks

### NHL FINAL (O'BRIEN CUP)

PLAYER	POS	GP	G	A	PTS	PIM				
Harry Cameron	D	2	0	0	0	2				
Sprague Cleghorn	D	1	0	0	0	0				
Corb Denneny	C	2	0	0	0	4				
Babe Dye	R	2	0	0	0	7				
Jake Forbes	G	2	0	0	0	0				
Reg Noble	C/D	2	0	0	0	0				
Ken Randall	R/D	2	0	0	0	11				
Rod Smylie	L/R	2	0	0	0	0				
Billy Stuart	D	2	0	0	0	0				
GOALTENDER	POS	GP	W	L	T/O	GA	GAA	SO	PIM	MIN
Jake Forbes	G	2	0	2	0	7	3.50	0	0	120

GP	DATE	OPPONENT	RESULT
1	Mar 10 @	Ottawa	0-5 L
2	Mar 14	Ottawa	0-2 L
<b>OTTAWA WON TOTAL-GOALS NHL FINAL 7-0</b>			

## 1922 Toronto St. Patricks

### NHL FINAL (O'BRIEN CUP)

PLAYER	POS	GP	G	A	PTS	PIM				
Babe Dye	R	2	2	0	2	2				
Billy Stuart	D	2	1	1	2	0				
Harry Cameron	D	2	0	2	2	8				
Corb Denneny	C	2	1	0	1	0				
Ken Randall	R/D	2	1	0	1	4				
Lloyd Andrews	L	2	0	0	0	0				
Reg Noble	C/D	2	0	0	0	12				
John Ross Roach	G	2	0	0	0	0				
Rod Smylie	L/R	1	0	0	0	2				
Ted Stackhouse	D	1	0	0	0	0				
GOALTENDER	POS	GP	W	L	T/O	GA	GAA	SO	PIM	MIN
John Ross Roach	G	2	1	0	1	4	2.00	1	0	120

### STANLEY CUP FINAL

PLAYER	POS	GP	G	A	PTS	PIM				
Babe Dye	R	5	9	1	10	3				
Corb Denneny	C	5	3	2	5	2				
Rod Smylie	L/R	5	1	3	4	0				
Lloyd Andrews	L	5	2	0	2	3				
Billy Stuart	D	5	0	2	2	6				
Harry Cameron	D	4	0	2	2	14				
Ken Randall	R/D	4	1	0	1	22				
Reg Noble	C/D	5	0	1	1	9				
Eddie Gerard	L/D	1	0	0	0	0				
Ted Stackhouse	D	4	0	0	0	0				
John Ross Roach	G	5	0	0	0	0				
GOALTENDER	POS	GP	W	L	T/O	GA	GAA	SO	PIM	MIN
John Ross Roach	G	5	3	2	9	1.77	1	0	305	

GP	DATE	OPPONENT	RESULT
1	Mar 11	Ottawa	5-4 W
2	Mar 13 @	Ottawa	0-0 T
<b>TORONTO WON TOTAL-GOALS NHL FINAL 5-4</b>			
3	Mar 17	Van. Millionaires	3-4 L
4	Mar 20	Van. Millionaires	2-1 W
5	Mar 23	Van. Millionaires	0-3 L
6	Mar 25	Van. Millionaires	6-0 W
7	Mar 28	Van. Millionaires	5-1 W
<b>*TORONTO WON BEST-OF-FIVE STANLEY CUP FINAL 3-2</b>			

\* From 1921-22 to 1925-26, the NHL Champions played the PCHA/WCHL Champions for the Stanley Cup.



# ALL-TIME PLAYOFF SCORING & GAME RESULTS



## 1925 Toronto St. Patricks

PLAYER	POS	GP	G	A	PTS	PIM				
Jack Adams	C	2	1	0	1	7				
Bert McCaffrey	R/D	2	1	0	1	4				
Bert Corbeau	D	2	0	0	0	10				
Hap Day	D	2	0	0	0	0				
Babe Dye	R	2	0	0	0	0				
Albert Holway	D	2	0	0	0	0				
Mike Neville	C	2	0	0	0	0				
Reg Reid	L	2	0	0	0	0				
John Ross Roach	G	2	0	0	0	0				
Rod Smylie	L/R	1	0	0	0	0				
GOALTENDER	POS	GP	W	L	T/O	GA	GAA	SO	PIM	MIN
John Ross Roach	G	2	0	2	0	5	2.50	0	0	120

GP	DATE	OPPONENT	RESULT
1	Mar 11	@ Montreal	2-3 L
2	Mar 13	Montreal	0-2 L

**MONTREAL WON TOTAL-GOALS NHL SEMI-FINAL 5-2**

## 1929

PLAYER	POS	GP	G	A	PTS	PIM				
Andy Blair	C	4	3	0	3	2				
Ace Bailey	R	4	1	2	3	4				
Art Smith	D	4	1	1	2	8				
Hap Day	D	4	1	0	1	4				
Red Horner	D	4	1	0	1	2				
Eric Pettinger	L/C	4	1	0	1	8				
Danny Cox	L	4	0	1	1	4				
Lorne Chabot	G	4	0	0	0	0				
Baldy Cotton	L	4	0	0	0	2				
Art Duncan	D	4	0	0	0	4				
Alex Gray	R	4	0	0	0	0				
George Horne	R	4	0	0	0	4				
GOALTENDER	POS	GP	W	L	T/O	GA	GAA	SO	PIM	MIN
Lorne Chabot	G	4	2	2	0	5	1.24	0	0	242

GP	DATE	OPPONENT	RESULT
1	Mar 19	@ Det. Cougars	3-1 W
2	Mar 21	Det. Cougars	4-1 W

**TORONTO WON TOTAL-GOALS QUARTER-FINAL 7-2**

3	Mar 24	@ NY Rangers	0-1 L
4	Mar 26	NY Rangers	1-2 L (OT)

**NY RANGERS WON BEST-OF-THREE SEMI-FINAL 2-0**

## 1931

PLAYER	POS	GP	G	A	PTS	PIM				
Hap Day	D	2	0	3	3	7				
Ace Bailey	R	2	1	1	2	0				
Andy Blair	C	2	1	0	1	0				
King Clancy	D	2	1	0	1	0				
Charlie Conacher	R	2	0	1	1	0				
Lorne Chabot	G	2	0	0	0	0				
Baldy Cotton	L	2	0	0	0	2				
Art Duncan	D	1	0	0	0	0				
Bob Gracie	C/L	2	0	0	0	0				
Red Horner	D	2	0	0	0	4				
Busher Jackson	L	2	0	0	0	0				
Alex Levinsky	D	2	0	0	0	0				
Joe Primeau	C	2	0	0	0	0				
GOALTENDER	POS	GP	W	L	T/O	GA	GAA	SO	PIM	MIN
Lorne Chabot	G	2	0	1	1	4	1.73	0	0	139

GP	DATE	OPPONENT	RESULT
1	Mar 24	Chicago	2-2 T
2	Mar 26	@ Chicago	1-2 L (OT)

**CHICAGO WON TOTAL-GOALS QUARTER-FINAL 4-3**

## 1932

PLAYER	POS	GP	G	A	PTS	PIM				
Charlie Conacher	R	7	6	2	8	6				
Busher Jackson	L	7	5	2	7	13				
Hap Day	D	7	3	3	6	6				
Joe Primeau	C	7	0	6	6	2				
Frank Finnigan	R	7	2	3	5	8				
Bob Gracie	C/L	7	3	1	4	0				
Andy Blair	C	7	2	2	4	6				
Baldy Cotton	L	7	2	2	4	8				
Red Horner	D	7	2	2	4	20				
King Clancy	D	7	2	1	3	14				
Ace Bailey	R	7	1	0	1	4				
Harold Darragh	L	7	0	1	1	2				
Lorne Chabot	G	7	0	0	0	0				
Alex Levinsky	D	7	0	0	0	6				
Earl Miller	L	7	0	0	0	0				
Fred Robertson	D	7	0	0	0	0				
GOALTENDER	POS	GP	W	L	T/O	GA	GAA	SO	PIM	MIN
Lorne Chabot	G	7	5	1	1	15	2.05	0	0	438

GP	DATE	OPPONENT	RESULT
1	Mar 27	@ Chicago	0-1 L
2	Mar 29	Chicago	6-1 W

**TORONTO WON TOTAL-GOALS QUARTER-FINAL 6-2**

3	Mar 31	@ Mtl. Maroons	1-1 T
4	Apr 2	Mtl. Maroons	3-2 W (OT)

**TORONTO WON TOTAL-GOALS SEMI-FINAL 4-3**

5	Apr 5	@ NY Rangers	6-4 W
*6	Apr 7	@ NY Rangers	6-2 W
7	Apr 9	NY Rangers	6-4 W

**TORONTO WON BEST-OF-FIVE FINAL 3-0**

\* Game played in Boston, MA due to circus being booked at Madison Square Garden in New York.

# ALL-TIME PLAYOFF SCORING & GAME RESULTS



## 1933

PLAYER	POS	GP	G	A	PTS	PIM				
Ken Doraty	F	9	5	0	5	2				
Busher Jackson	L	9	3	1	4	2				
Charlie Sands	C/R	9	2	2	4	2				
King Clancy	D	9	0	3	3	14				
Baldy Cotton	L	9	0	3	3	6				
Charlie Conacher	R	9	1	1	2	10				
Bill Thoms	C	9	1	1	2	4				
Andy Blair	C	9	0	2	2	4				
Red Horner	D	9	1	0	1	10				
Alex Levinsky	D	9	1	0	1	14				
Ace Bailey	R	8	0	1	1	4				
Hap Day	D	9	0	1	1	21				
Bob Gracie	C/L	9	0	1	1	0				
Joe Primeau	C	8	0	1	1	4				
Buzz Boll	L	1	0	0	0	0				
Lorne Chabot	G	9	0	0	0	0				
GOALTENDER	POS	GP	W	L	T/O	GA	GAA	SO	PIM	MIN
Lorne Chabot	G	9	4	5	0	18	1.57	2	0	686

GP	DATE	OPPONENT	RESULT
1	Mar 25	@ Boston	1-2 L (OT)
2	Mar 28	@ Boston	1-0 W (OT)
3	Mar 30	Boston	1-2 L (OT)
4	Apr 1	Boston	5-3 W
5	Apr 3	Boston	1-0 W (OT)
<b>TORONTO WON BEST-OF-FIVE SEMI-FINAL 3-2</b>			
6	Apr 4	@ NY Rangers	1-5 L
7	Apr 8	NY Rangers	1-3 L
8	Apr 11	NY Rangers	3-2 W
9	Apr 13	NY Rangers	0-1 L (OT)
<b>NY RANGERS WON BEST-OF-FIVE FINAL 3-1</b>			

## 1934

PLAYER	POS	GP	G	A	PTS	PIM				
Joe Primeau	C	5	2	4	6	6				
Charlie Conacher	R	5	3	2	5	0				
Ken Doraty	F	5	2	2	4	0				
Hec Kilrea	L	5	2	0	2	2				
Andy Blair	C	5	0	2	2	16				
Baldy Cotton	L	5	0	2	2	0				
Bill Thoms	C	5	0	2	2	0				
Red Horner	D	5	1	0	1	6				
Busher Jackson	L	5	1	0	1	8				
Charlie Sands	C/R	5	1	0	1	0				
Buzz Boll	L	5	0	0	0	9				
King Clancy	D	3	0	0	0	8				
Hap Day	D	5	0	0	0	6				
George Hainsworth	G	5	0	0	0	0				
Alex Levinsky	D	5	0	0	0	6				
Jack Shill	C	2	0	0	0	0				
GOALTENDER	POS	GP	W	L	T/O	GA	GAA	SO	PIM	MIN
George Hainsworth	G	5	2	3	0	11	2.19	0	0	302

GP	DATE	OPPONENT	RESULT
1	Mar 22	Detroit	1-2 L (OT)
2	Mar 24	Detroit	3-6 L
3	Mar 26	@ Detroit	3-1 W
4	Mar 28	@ Detroit	5-1 W
5	Mar 30	@ Detroit	0-1 L
<b>DETROIT WON BEST-OF-FIVE SEMI-FINAL 3-2</b>			

## 1935

PLAYER	POS	GP	G	A	PTS	PIM				
Busher Jackson	L	7	3	2	5	2				
Charlie Conacher	R	7	1	4	5	6				
Frank Finnigan	R	7	1	2	3	2				
Joe Primeau	C	7	0	3	3	0				
Pep Kelly	R	7	2	0	2	4				
Bill Thoms	C	7	2	0	2	0				
Nick Metz	L	6	1	1	2	0				
King Clancy	D	7	1	0	1	8				
Red Horner	D	7	0	1	1	4				
Andy Blair	C	2	0	0	0	2				
Buzz Boll	L	6	0	0	0	0				
Baldy Cotton	L	7	0	0	0	17				
Hap Day	D	7	0	0	0	4				
Ken Doraty	F	1	0	0	0	0				
George Hainsworth	G	7	0	0	0	0				
Flash Hollett	D	7	0	0	0	6				
Art Jackson	C	1	0	0	0	2				
Hec Kilrea	L	6	0	0	0	4				
GOALTENDER	POS	GP	W	L	T/O	GA	GAA	SO	PIM	MIN
George Hainsworth	G	7	3	4	0	12	1.57	2	0	460

GP	DATE	OPPONENT	RESULT
1	Mar 23	@ Boston	0-1 L (OT)
2	Mar 26	@ Boston	2-0 W
3	Mar 28	Boston	3-0 W
4	Mar 30	Boston	2-1 W (OT)
<b>TORONTO WON BEST-OF-FIVE SEMI-FINAL 3-1</b>			
5	Apr 4	Mtl. Maroons	2-3 L (OT)
6	Apr 6	Mtl. Maroons	1-3 L
7	Apr 9	@ Mtl. Maroons	1-4 L
<b>MTL. MAROONS WON BEST-OF-FIVE FINAL 3-0</b>			

# ALL-TIME PLAYOFF SCORING & GAME RESULTS

 1936

PLAYER	POS	GP	G	A	PTS	PIM				
Buzz Boll	L	9	7	3	10	2				
Bill Thoms	C	9	3	5	8	0				
Joe Primeau	C	9	3	4	7	0				
Charlie Conacher	R	9	3	2	5	12				
Busher Jackson	L	9	3	2	5	4				
Pep Kelly	R	9	2	3	5	4				
King Clancy	D	9	2	2	4	10				
Bob Davidson	L	9	1	3	4	2				
Red Horner	D	9	1	2	3	22				
Frank Finnigan	R	9	0	3	3	0				
Art Jackson	C	8	0	3	3	2				
Jack Shill	C	9	0	3	3	8				
Andy Blair	C	9	0	0	0	2				
Hap Day	D	9	0	0	0	8				
George Hainsworth	G	9	0	0	0	0				
Norm Mann	C/R	1	0	0	0	0				
GOALTENDER	POS	GP	W	L	T/O	GA	GAA	SO	PIM	MIN
George Hainsworth	G	9	4	5	0	27	2.99	0	0	541

GP	DATE	OPPONENT	RESULT
1	Mar 24	@ Boston	0-3 L
2	Mar 26	Boston	8-3 W
<b>TORONTO WON TOTAL-GOALS QUARTER-FINAL 8-6</b>			
3	Mar 28	NY Americans	3-1 W
4	Mar 31	@ NY Americans	0-1 L
5	Apr 2	NY Americans	3-1 W
<b>TORONTO WON BEST-OF-THREE SEMI-FINAL 2-1</b>			
6	Apr 5	@ Detroit	1-3 L
7	Apr 7	@ Detroit	4-9 L
8	Apr 9	Detroit	4-3 W (OT)
9	Apr 11	Detroit	2-3 L
<b>DETROIT WON BEST-OF-FIVE FINAL 3-1</b>			

 1937

PLAYER	POS	GP	G	A	PTS	PIM			
Busher Jackson	L	2	1	0	1	2			
Syl Apps	C	2	0	1	1	0			
Reg Hamilton	D	2	0	1	1	2			
Buzz Boll	L	2	0	0	0	0			
Turk Broda	G	2	0	0	0	0			
Charlie Conacher	R	2	0	0	0	5			
Bob Davidson	L	2	0	0	0	5			
Hap Day	D	2	0	0	0	0			
Gordie Drillon	R	2	0	0	0	0			
Frank Finnigan	R	2	0	0	0	0			
Jimmy Fowler	D	2	0	0	0	0			
Red Horner	D	2	0	0	0	7			
Nick Metz	L	2	0	0	0	0			
Jack Shill	C	2	0	0	0	0			
Bill Thoms	C	2	0	0	0	0			
GOALTENDER	POS	GP	W	L	GA	GAA	SO	PIM	MIN
Turk Broda	G	2	0	2	5	2.26	0	0	133

GP	DATE	OPPONENT	RESULT
1	Mar 23	NY Rangers	0-3 L
2	Mar 25	@ NY Rangers	1-2 L (OT)
<b>NY RANGERS WON BEST-OF-THREE QUARTER-FINAL 2-0</b>			

 1938

PLAYER	POS	GP	G	A	PTS	PIM			
Gordie Drillon	R	7	7	1	8	2			
George Parsons	L	7	3	2	5	11			
Syl Apps	C	7	1	4	5	0			
Pep Kelly	R	7	2	2	4	2			
Bob Davidson	L	4	0	2	2	7			
Jimmy Fowler	D	7	0	2	2	0			
Nick Metz	L	7	0	2	2	0			
Busher Jackson	L	6	1	0	1	8			
Reg Hamilton	D	7	0	1	1	2			
Red Horner	D	7	0	1	1	14			
Bingo Kampman	D	7	0	1	1	6			
Bill Thoms	C	7	0	1	1	0			
Murray Armstrong	C	3	0	0	0	0			
Buzz Boll	L	7	0	0	0	2			
Turk Broda	G	7	0	0	0	0			
Murph Chamberlain	L	5	0	0	0	2			
GOALTENDER	POS	GP	W	L	GA	GAA	SO	PIM	MIN
Turk Broda	G	7	4	3	13	1.73	1	0	452

GP	DATE	OPPONENT	RESULT
1	Mar 24	Boston	1-0 W (OT)
2	Mar 26	Boston	2-1 W
3	Mar 29	@ Boston	3-2 W (OT)
<b>TORONTO WON BEST-OF-FIVE SEMI-FINAL 3-0</b>			
4	Apr 5	Chicago	1-3 L
5	Apr 7	Chicago	5-1 W
6	Apr 10	@ Chicago	1-2 L
7	Apr 12	@ Chicago	1-4 L
<b>CHICAGO WON BEST-OF-FIVE FINAL 3-1</b>			



# ALL-TIME PLAYOFF SCORING & GAME RESULTS



## 1939

PLAYER	POS	GP	G	A	PTS	PIM			
Gordie Drillon	R	10	7	6	13	4			
Syl Apps	C	10	2	6	8	2			
Murph Chamberlain	L	10	2	5	7	4			
Nick Metz	L	10	3	3	6	6			
Doc Romnes	L/C	10	1	4	5	0			
Gus Marker	R	10	2	2	4	0			
Red Horner	D	10	1	2	3	26			
Pete Langelle	C	9	1	2	3	2			
Bob Davidson	L	10	1	1	2	6			
Bingo Kampman	D	10	1	1	2	20			
Reg Hamilton	D	10	0	2	2	4			
Pep Kelly	R	9	1	0	1	0			
Jimmy Fowler	D	9	0	1	1	2			
Busher Jackson	L	7	0	1	1	2			
Turk Broda	G	10	0	0	0	0			
Jack Church	D	1	0	0	0	0			
Red Heron	C	2	0	0	0	4			
Bucko McDonald	D	10	0	0	0	4			
Don Metz	R	2	0	0	0	0			
GOALTENDER	POS	GP	W	L	GA	GAA	SO	PIM	MIN
Turk Broda	G	10	5	5	20	1.94	2	0	617

GP	DATE	OPPONENT	RESULT
1	Mar 21	NY Americans	4-0 W
2	Mar 23	@ NY Americans	2-0 W
<b>TORONTO WON BEST-OF-THREE QUARTER-FINAL 2-0</b>			
3	Mar 28	Detroit	4-1 W
4	Mar 30	@ Detroit	1-3 L
5	Apr 1	Detroit	5-4 W (OT)
<b>TORONTO WON BEST-OF-THREE SEMI-FINAL 2-1</b>			
6	Apr 6	@ Boston	1-2 L
7	Apr 9	@ Boston	3-2 W (OT)
8	Apr 11	Boston	1-3 L
9	Apr 13	Boston	0-2 L
10	Apr 16	@ Boston	1-3 L
<b>BOSTON WON BEST-OF-SEVEN FINAL 4-1</b>			

## 1940

PLAYER	POS	GP	G	A	PTS	PIM			
Syl Apps	C	10	5	2	7	2			
Hank Goldup	L	10	5	1	6	4			
Gordie Drillon	R	10	3	1	4	0			
Gus Marker	R	10	1	3	4	23			
Nick Metz	L	9	1	3	4	9			
Sweeney Schriner	L	9	1	3	4	4			
Bob Davidson	L	10	0	3	3	16			
Pete Langelle	C	10	0	3	3	0			
Red Heron	C	9	2	0	2	2			
Jack Church	D	10	1	1	2	6			
Red Horner	D	9	0	2	2	55			
Wally Stanowski	D	10	1	0	1	2			
Billy Taylor	C	2	1	0	1	0			
Pep Kelly	R	6	0	1	1	0			
Turk Broda	G	10	0	0	0	0			
Murph Chamberlain	L	3	0	0	0	0			
Reg Hamilton	D	10	0	0	0	0			
Bingo Kampman	D	10	0	0	0	0			
Bucko McDonald	D	1	0	0	0	0			
Don Metz	R	2	0	0	0	0			
GOALTENDER	POS	GP	W	L	GA	GAA	SO	PIM	MIN
Turk Broda	G	10	6	4	19	1.74	1	0	657

GP	DATE	OPPONENT	RESULT
1	Mar 19	Chicago	3-2 W (OT)
2	Mar 21	@ Chicago	2-1 W
<b>TORONTO WON BEST-OF-THREE QUARTER-FINAL 2-0</b>			
3	Mar 26	Detroit	2-1 W
4	Mar 28	@ Detroit	3-1 W
<b>TORONTO WON BEST-OF-THREE SEMI-FINAL 2-0</b>			
5	Apr 2	@ NY Rangers	1-2 L (OT)
6	Apr 3	@ NY Rangers	2-6 L
7	Apr 6	NY Rangers	2-1 W
8	Apr 9	NY Rangers	3-0 W
9	Apr 11	NY Rangers	1-2 L (OT)
10	Apr 13	NY Rangers	2-3 L (OT)
<b>NY RANGERS WON BEST-OF-SEVEN FINAL 4-2</b>			

## 1941

PLAYER	POS	GP	G	A	PTS	PIM			
Nick Metz	L	7	3	4	7	0			
Syl Apps	C	7	3	2	5	2			
Gordie Drillon	R	7	3	2	5	2			
Sweeney Schriner	L	7	2	1	3	4			
Reg Hamilton	D	7	1	2	3	13			
Wally Stanowski	D	7	0	3	3	2			
Billy Taylor	C	7	0	3	3	5			
Bucko McDonald	D	7	2	0	2	2			
Pete Langelle	C	7	1	1	2	0			
Don Metz	R	7	1	1	2	2			
Bob Davidson	L	7	0	2	2	7			
Red Heron	C	7	0	2	2	0			
Lex Chisholm	C/R	3	1	0	1	0			
Turk Broda	G	7	0	0	0	0			
Jack Church	D	5	0	0	0	8			
Hank Goldup	L	7	0	0	0	0			
Bingo Kampman	D	7	0	0	0	0			
Norm Mann	R/C	1	0	0	0	0			
Gus Marker	R	7	0	0	0	5			
GOALTENDER	POS	GP	W	L	GA	GAA	SO	PIM	MIN
Turk Broda	G	7	3	4	15	2.05	0	0	438

GP	DATE	OPPONENT	RESULT
1	Mar 20	@ Boston	0-3 L
2	Mar 22	@ Boston	5-3 W
3	Mar 25	Boston	7-2 W
4	Mar 27	Boston	1-2 L
5	Mar 29	@ Boston	2-1 W (OT)
6	Apr 1	Boston	1-2 L
7	Apr 3	@ Boston	1-2 L
<b>BOSTON WON BEST-OF-SEVEN SEMI-FINAL 4-3</b>			

# ALL-TIME PLAYOFF SCORING & GAME RESULTS

 1942

PLAYER	POS	GP	G	A	PTS	PIM			
Syl Apps	C	13	5	9	14	2			
Wally Stanowski	D	13	2	8	10	2			
Billy Taylor	C	13	2	8	10	4			
Sweeney Schriener	L	13	6	3	9	10			
Nick Metz	L	13	4	4	8	12			
John McCreedy	R	13	4	3	7	6			
Don Metz	R	4	4	3	7	0			
Pete Langelle	C	13	3	3	6	2			
Lorne Carr	R	13	3	2	5	6			
Gordie Drillon	R	9	2	3	5	2			
Bob Goldham	D	13	2	2	4	31			
Bob Davidson	L	13	1	2	3	20			
Bingo Kampman	D	13	0	2	2	12			
Bucko McDonald	D	9	0	1	1	2			
Turk Broda	G	13	0	0	0	0			
Ernie Dickens	D	13	0	0	0	4			
Hank Goldup	L	9	0	0	0	2			
Gaye Stewart	L	1	0	0	0	0			
GOALTENDER	POS	GP	W	L	GA	GAA	SO	PIM	MIN
Turk Broda	G	13	8	5	31	2.38	1	0	780

GP	DATE	OPPONENT	RESULT
1	Mar 21	NY Rangers	3-1W
2	Mar 22 @	NY Rangers	4-2W
3	Mar 24 @	NY Rangers	0-3L
4	Mar 28	NY Rangers	2-1W
5	Mar 29 @	NY Rangers	1-3L
6	Mar 31	NY Rangers	3-2W
<b>TORONTO WON BEST-OF-SEVEN SEMI-FINAL 4-2</b>			
7	Apr 4	Detroit	2-3L
8	Apr 7	Detroit	2-4L
9	Apr 9 @	Detroit	2-5L
10	Apr 12 @	Detroit	4-3W
11	Apr 14	Detroit	9-3W
12	Apr 16 @	Detroit	3-0W
13	Apr 18	Detroit	3-1W
<b>TORONTO WON BEST-OF-SEVEN FINAL 4-3</b>			

 1943

PLAYER	POS	GP	G	A	PTS	PIM			
Bud Poile	R	6	2	4	6	4			
Jack McLean	C/R	6	2	2	4	2			
Sweeney Schriener	L	4	2	2	4	0			
Billy Taylor	C	6	2	2	4	0			
Mel Hill	R	6	3	0	3	0			
Lorne Carr	R	6	1	2	3	0			
Bob Davidson	L	6	1	2	3	7			
Babe Pratt	D	6	1	2	3	8			
Jack Hamilton	C	6	1	1	2	0			
Reg Hamilton	D	6	1	1	2	9			
Gaye Stewart	L	4	0	2	2	4			
Bucko McDonald	D	6	1	0	1	4			
Jack Forsey	R	3	0	1	1	0			
Turk Broda	G	6	0	0	0	0			
Buck Jones	D	6	0	0	0	8			
Joe Klukay	L	1	0	0	0	0			
GOALTENDER	POS	GP	W	L	GA	GAA	SO	PIM	MIN
Turk Broda	G	6	2	4	20	2.73	0	0	439

GP	DATE	OPPONENT	RESULT
1	Mar 21 @	Detroit	2-4L
2	Mar 23 @	Detroit	3-2W (OT)
3	Mar 25	Detroit	2-4L
4	Mar 27	Detroit	6-3W
5	Mar 28 @	Detroit	2-4L
6	Mar 30	Detroit	2-3L (OT)
<b>DETROIT WON BEST-OF-SEVEN SEMI-FINAL 4-2</b>			

 1944

PLAYER	POS	GP	G	A	PTS	PIM			
George Boothman	C/D	5	2	1	3	2			
Moe Morris	D	5	1	2	3	2			
Babe Pratt	D	5	0	3	3	4			
Ted Kennedy	C	5	1	1	2	4			
Jack Hamilton	C	5	1	0	1	0			
Reg Hamilton	D	5	1	0	1	8			
Lorne Carr	R	5	0	1	1	0			
Paul Bibeault	G	5	0	0	0	0			
Gus Bodnar	C	5	0	0	0	0			
Bob Davidson	L	5	0	0	0	4			
Ross Johnstone	D	3	0	0	0	0			
Jack McLean	C/R	3	0	0	0	6			
Tom O'Neill	R	4	0	0	0	6			
Don Webster	L	5	0	0	0	12			
GOALTENDER	POS	GP	W	L	GA	GAA	SO	PIM	MIN
Paul Bibeault	G	5	1	4	23	4.60	0	0	300

GP	DATE	OPPONENT	RESULT
1	Mar 21 @	Montreal	3-1W
2	Mar 23 @	Montreal	1-5L
3	Mar 25	Montreal	1-2L
4	Mar 28	Montreal	1-4L
5	Mar 30 @	Montreal	0-11L
<b>MONTREAL WON BEST-OF-SEVEN SEMI-FINAL 4-1</b>			



# ALL-TIME PLAYOFF SCORING & GAME RESULTS



## 1945

PLAYER	POS	GP	G	A	PTS	PIM			
Ted Kennedy	C	13	7	2	9	2			
Babe Pratt	D	13	2	4	6	8			
Mel Hill	R	13	2	3	5	6			
Gus Bodnar	C	13	3	1	4	4			
Sweeney Schriner	L	13	3	1	4	4			
Lorne Carr	R	13	2	2	4	5			
Moe Morris	D	13	3	0	3	14			
Bob Davidson	L	13	1	2	3	2			
Nick Metz	L	7	1	1	2	2			
Don Metz	R	11	0	1	1	4			
Wally Stanowski	D	13	0	1	1	5			
Reg Hamilton	D	13	0	0	0	6			
Art Jackson	C	8	0	0	0	0			
Frank McCool	G	13	0	0	0	0			
John McCreedy	R	8	0	0	0	10			
Jack McLean	C/R	4	0	0	0	0			
GOALTENDER	POS	GP	W	L	GA	GAA	SO	PIM	MIN
Frank McCool	G	13	8	5	30	2.23	4	0	807

GP	DATE	OPPONENT	RESULT
1	Mar 20	@ Montreal	1-0 W
2	Mar 22	@ Montreal	3-2 W
3	Mar 24	Montreal	1-4 L
4	Mar 27	Montreal	4-3 W (OT)
5	Mar 29	@ Montreal	3-10 L
6	Mar 31	Montreal	3-2 W
<b>TORONTO WON BEST-OF-SEVEN SEMI-FINAL 4-2</b>			
7	Apr 6	@ Detroit	1-0 W
8	Apr 8	@ Detroit	2-0 W
9	Apr 12	Detroit	1-0 W
10	Apr 14	Detroit	3-5 L
11	Apr 19	@ Detroit	0-2 L
12	Apr 21	Detroit	0-1 L (OT)
13	Apr 22	@ Detroit	2-1 W
<b>TORONTO WON BEST-OF-SEVEN FINAL 4-3</b>			

## 1947

PLAYER	POS	GP	G	A	PTS	PIM			
Ted Kennedy	C	11	4	5	9	4			
Gaye Stewart	L	11	2	5	7	8			
Syl Apps	C	11	5	1	6	0			
Nick Metz	L	6	4	2	6	0			
Howie Meeker	R	11	3	3	6	6			
Vic Lynn	L/D	11	4	1	5	16			
Harry Watson	L	11	3	2	5	6			
Don Metz	R	11	2	3	5	4			
Gus Mortson	D	11	1	3	4	22			
Bill Barilko	D	11	0	3	3	18			
Bud Poile	R	7	2	0	2	2			
Garth Boesch	D	11	0	2	2	6			
Bill Ezinicki	R	11	0	2	2	30			
Joe Klukay	L	11	1	0	1	0			
Jimmy Thomson	D	11	0	1	1	22			
Gus Bodnar	C	1	0	0	0	0			
Turk Broda	G	11	0	0	0	0			
Wally Stanowski	D	8	0	0	0	0			
GOALTENDER	POS	GP	W	L	GA	GAA	SO	PIM	MIN
Turk Broda	G	11	8	3	27	2.38	1	0	680

GP	DATE	OPPONENT	RESULT
1	Mar 26	Detroit	3-2 W (OT)
2	Mar 29	Detroit	1-9 L
3	Apr 1	@ Detroit	4-1 W
4	Apr 3	@ Detroit	4-1 W
5	Apr 5	Detroit	6-1 W
<b>TORONTO WON BEST-OF-SEVEN SEMI-FINAL 4-1</b>			
6	Apr 8	@ Montreal	0-6 L
7	Apr 10	@ Montreal	4-0 W
8	Apr 12	Montreal	4-2 W
9	Apr 15	Montreal	2-1 W (OT)
10	Apr 17	@ Montreal	1-3 L
11	Apr 19	Montreal	2-1 W
<b>TORONTO WON BEST-OF-SEVEN FINAL 4-2</b>			

## 1948

PLAYER	POS	GP	G	A	PTS	PIM			
Ted Kennedy	C	9	8	6	14	0			
Max Bentley	C	9	4	7	11	0			
Syl Apps	C	9	4	4	8	0			
Harry Watson	L	9	5	2	7	9			
Vic Lynn	L/D	9	2	5	7	20			
Howie Meeker	R	9	2	4	6	15			
Bill Ezinicki	R	9	3	1	4	6			
Les Costello	L	5	2	2	4	2			
Garth Boesch	D	8	2	1	3	2			
Gus Mortson	D	5	1	2	3	2			
Nick Metz	L	9	2	0	2	2			
Joe Klukay	L	9	1	1	2	2			
Jimmy Thomson	D	9	1	1	2	9			
Wally Stanowski	D	9	0	2	2	2			
Bill Barilko	D	9	1	0	1	17			
Phil Samis	D	5	0	1	1	2			
Turk Broda	G	9	0	0	0	10			
Don Metz	R	2	0	0	0	2			
Sid Smith	L	2	0	0	0	0			
GOALTENDER	POS	GP	W	L	GA	GAA	SO	PIM	MIN
Turk Broda	G	9	8	1	20	2.15	1	10	557

GP	DATE	OPPONENT	RESULT
1	Mar 24	Boston	5-4 W (OT)
2	Mar 27	Boston	5-3 W
3	Mar 30	@ Boston	5-1 W
4	Apr 1	@ Boston	2-3 L
5	Apr 3	Boston	3-2 W
<b>TORONTO WON BEST-OF-SEVEN SEMI-FINAL 4-1</b>			
6	Apr 7	Detroit	5-3 W
7	Apr 10	Detroit	4-2 W
8	Apr 11	@ Detroit	2-0 W
9	Apr 14	@ Detroit	7-2 W
<b>TORONTO WON BEST-OF-SEVEN FINAL 4-0</b>			

# ALL-TIME PLAYOFF SCORING & GAME RESULTS

1949

PLAYER	POS	GP	G	A	PTS	PIM
Ted Kennedy	C	9	2	6	8	2
Sid Smith	L	6	5	2	7	0
Max Bentley	C	9	4	3	7	2
Cal Gardner	C	9	2	5	7	0
Harry Watson	L	9	4	2	6	2
Ray Timgren	L	9	3	3	6	2
Fleming MacKell	C	9	2	4	6	4
Jimmy Thomson	D	9	1	5	6	10
Joe Klukay	L	9	2	3	5	4
Bill Ezinicki	R	9	1	4	5	20
Gus Mortson	D	9	2	1	3	8
Garth Boesch	D	9	0	2	2	6
Bill Juzda	D	9	0	2	2	8
Bill Barilko	D	9	0	1	1	20
Vic Lynn	L/D	8	0	1	1	2
Turk Broda	G	9	0	0	0	2
Bob Dawes	D/C	9	0	0	0	2
Don Metz	R	3	0	0	0	0
Harry Taylor	C	1	0	0	0	0

GOALTENDER	POS	GP	W	L	GA	GAA	SO	PIM	MIN
Turk Broda	G	9	8	1	15	1.57	1	2	574

GP	DATE	OPPONENT	RESULT
1	Mar 22	@ Boston	3-0 W
2	Mar 24	@ Boston	3-2 W
3	Mar 26	Boston	4-5 L (OT)
4	Mar 29	Boston	3-1 W
5	Mar 30	@ Boston	3-2 W

**TORONTO WON BEST-OF-SEVEN SEMI-FINAL 4-1**

6	Apr 8	@ Detroit	3-2 W (OT)
7	Apr 10	@ Detroit	3-1 W
8	Apr 13	Detroit	3-1 W
9	Apr 16	Detroit	3-1 W

**TORONTO WON BEST-OF-SEVEN FINAL 4-0**

1950

PLAYER	POS	GP	G	A	PTS	PIM
Max Bentley	C	7	3	3	6	0
Ray Timgren	L	6	0	4	4	2
Joe Klukay	L	7	3	0	3	4
Ted Kennedy	C	7	1	2	3	8
Sid Smith	L	7	0	3	3	2
Bill Barilko	D	7	1	1	2	18
Fleming MacKell	C	7	1	1	2	11
Vic Lynn	L/D	7	0	2	2	2
Jimmy Thomson	D	7	0	2	2	7
Cal Gardner	C	7	1	0	1	4
John McCormack	C	6	1	0	1	0
Howie Meeker	R	7	0	1	1	4
Garth Boesch	D	6	0	0	0	4
Turk Broda	G	7	0	0	0	0
Les Costello	L	1	0	0	0	0
Bill Ezinicki	R	5	0	0	0	13
Tim Horton	D	1	0	0	0	2
Bill Juzda	D	7	0	0	0	16
Gus Mortson	D	7	0	0	0	18
Harry Watson	L	7	0	0	0	2

GOALTENDER	POS	GP	W	L	GA	GAA	SO	PIM	MIN
Turk Broda	G	7	3	4	10	1.33	3	0	450

GP	DATE	OPPONENT	RESULT
1	Mar 28	@ Detroit	5-0 W
2	Mar 30	@ Detroit	1-3 L
3	Apr 1	Detroit	2-0 W
4	Apr 4	Detroit	1-2 L (OT)
5	Apr 6	@ Detroit	2-0 W
6	Apr 8	Detroit	0-4 L
7	Apr 9	@ Detroit	0-1 L (OT)

**DETROIT WON BEST-OF-SEVEN SEMI-FINAL 4-3**

1951

PLAYER	POS	GP	G	A	PTS	PIM
Max Bentley	C	11	2	11	13	4
Sid Smith	L	11	7	3	10	0
Ted Kennedy	C	11	4	5	9	6
Tod Sloan	C/R	11	4	5	9	18
Joe Klukay	L	11	4	3	7	0
Bill Barilko	D	11	3	2	5	31
Fleming MacKell	C	11	2	3	5	9
Harry Watson	L	5	1	2	3	4
Cal Gardner	C	11	1	1	2	4
Howie Meeker	R	11	1	1	2	14
Fern Flaman	D	9	1	0	1	8
Gus Mortson	D	11	0	1	1	4
Jimmy Thomson	D	11	0	1	1	34
Ray Timgren	L	11	0	1	1	2
Turk Broda	G	8	0	0	0	0
Bill Juzda	D	11	0	0	0	7
Danny Lewicki	L	9	0	0	0	0
Al Rollins	G	4	0	0	0	0

GOALTENDER	POS	GP	W	L	GA	GAA	SO	PIM	MIN
Turk Broda	G	8	5	1	9	1.10	2	0	492
Al Rollins	G	4	3	1	6	1.71	0	0	210

GP	DATE	OPPONENT	RESULT
1	Mar 28	Boston	0-2 L
*2	Mar 31	Boston	1-1 T (OT)
3	Apr 1	@ Boston	3-0 W
4	Apr 3	@ Boston	3-1 W
5	Apr 7	Boston	4-1 W
6	Apr 8	@ Boston	6-0 W

**TORONTO WON BEST-OF-SEVEN SEMI-FINAL 4-1**

7	Apr 11	Montreal	3-2 W (OT)
8	Apr 14	Montreal	2-3 L (OT)
9	Apr 17	@ Montreal	2-1 W (OT)
10	Apr 19	@ Montreal	3-2 W (OT)
11	Apr 21	Montreal	3-2 W (OT)

**TORONTO WON BEST-OF-SEVEN FINAL 4-1**

\* Game called after the first overtime period due to a local curfew law.



# ALL-TIME PLAYOFF SCORING & GAME RESULTS



## 1952

PLAYER	POS	GP	G	A	PTS	PIM			
Joe Klukay	L	4	1	1	2	0			
Fern Flaman	D	4	0	2	2	18			
Max Bentley	C	4	1	0	1	2			
Harry Watson	L	4	1	0	1	2			
Ray Timgren	L	4	0	1	1	0			
George Armstrong	R	4	0	0	0	2			
Earl Balfour	L	1	0	0	0	0			
Hugh Bolton	D	3	0	0	0	4			
Turk Broda	G	2	0	0	0	2			
Cal Gardner	C	3	0	0	0	0			
Bill Juzda	D	3	0	0	0	2			
Ted Kennedy	C	4	0	0	0	4			
Howie Meeker	R	4	0	0	0	11			
Jim Morrison	D	2	0	0	0	0			
Gus Mortson	D	4	0	0	0	8			
Al Rollins	G	2	0	0	0	0			
Tod Sloan	C/R	4	0	0	0	10			
Sid Smith	L	4	0	0	0	0			
Jimmy Thomson	D	4	0	0	0	25			
GOALTENDER	POS	GP	W	L	GA	GAA	SO	PIM	MIN
Turk Broda	G	2	0	2	7	3.50	0	0	120
Al Rollins	G	2	0	2	6	3.00	0	0	120

GP	DATE	OPPONENT	RESULT
1	Mar 25	@ Detroit	0-3 L
2	Mar 27	@ Detroit	0-1 L
3	Mar 29	Detroit	2-6 L
4	Apr 1	Detroit	1-3 L

**DETROIT WON BEST-OF-SEVEN SEMI-FINAL 4-0**

## 1954

PLAYER	POS	GP	G	A	PTS	PIM			
Cord Hannigan	C	5	2	0	2	4			
Tim Horton	D	5	1	1	2	4			
Ted Kennedy	C	5	1	1	2	2			
Tod Sloan	C/R	5	1	1	2	4			
Sid Smith	L	5	1	1	2	0			
Bob Bailey	R	5	0	2	2	4			
George Armstrong	R	5	1	0	1	2			
Rudy Migay	C	5	1	0	1	4			
Hugh Bolton	D	5	0	1	1	4			
Eric Nesterenko	R	5	0	1	1	9			
Ron Stewart	R	5	0	1	1	10			
Harry Watson	L	5	0	1	1	2			
Leo Boivin	D	5	0	0	0	2			
Fern Flaman	D	2	0	0	0	0			
Harry Lumley	G	5	0	0	0	0			
Jim Morrison	D	5	0	0	0	4			
Jimmy Thomson	D	3	0	0	0	2			
GOALTENDER	POS	GP	W	L	GA	GAA	SO	PIM	MIN
Harry Lumley	G	5	1	4	15	2.80	0	0	321

GP	DATE	OPPONENT	RESULT
1	Mar 23	@ Detroit	0-5 L
2	Mar 25	@ Detroit	3-1 W
3	Mar 27	Detroit	1-3 L
4	Mar 30	Detroit	1-2 L
5	Apr 1	@ Detroit	3-4 L (OT)

**DETROIT WON BEST-OF-SEVEN SEMI-FINAL 4-1**

## 1955

PLAYER	POS	GP	G	A	PTS	PIM			
Sid Smith	L	4	3	1	4	0			
Ted Kennedy	C	4	1	3	4	0			
Hugh Bolton	D	4	0	3	3	6			
George Armstrong	R	4	1	0	1	4			
Brian Cullen	C	4	1	0	1	0			
Jim Morrison	D	4	0	1	1	4			
Eric Nesterenko	R	4	0	1	1	6			
Bob Bailey	R	1	0	0	0	0			
Larry Cahan	D	4	0	0	0	0			
Joe Klukay	L	4	0	0	0	4			
Harry Lumley	G	4	0	0	0	0			
Parker MacDonald	C	4	0	0	0	4			
Rudy Migay	C	3	0	0	0	10			
Marc Reaume	D	4	0	0	0	2			
Tod Sloan	C/R	4	0	0	0	2			
Ron Stewart	R	4	0	0	0	2			
Jimmy Thomson	D	4	0	0	0	16			
GOALTENDER	POS	GP	W	L	GA	GAA	SO	PIM	MIN
Harry Lumley	G	4	0	4	14	3.50	0	0	240

GP	DATE	OPPONENT	RESULT
1	Mar 22	@ Detroit	4-7 L
2	Mar 24	@ Detroit	1-2 L
3	Mar 26	Detroit	1-2 L
4	Mar 29	Detroit	0-3 L

**DETROIT WON BEST-OF-SEVEN SEMI-FINAL 4-0**



# ALL-TIME PLAYOFF SCORING & GAME RESULTS

 1956

PLAYER	POS	GP	G	A	PTS	PIM			
George Armstrong	R	5	4	2	6	0			
Dick Duff	L	5	1	4	5	2			
Jimmy Thomson	D	5	0	3	3	10			
Ron Stewart	R	5	1	1	2	2			
Ron Hurst	R	3	0	2	2	4			
Marc Reaume	D	5	0	2	2	6			
Brian Cullen	C	5	1	0	1	2			
Billy Harris	C	5	1	0	1	4			
Gerry James	R	5	1	0	1	8			
Sid Smith	L	5	1	0	1	0			
Earl Balfour	L	3	0	1	1	2			
Hugh Bolton	D	5	0	1	1	0			
Gord Hannigan	C	4	0	0	0	4			
Tim Horton	D	2	0	0	0	4			
Harry Lumley	G	5	0	0	0	2			
Rudy Migay	C	5	0	0	0	6			
Jim Morrison	D	5	0	0	0	4			
Tod Sloan	C/R	2	0	0	0	5			
GOALTENDER	POS	GP	W	L	GA	GAA	SO	PIM	MIN
Harry Lumley	G	5	1	4	13	2.57	1	2	304

GP	DATE	OPPONENT	RESULT
1	Mar 20	@ Detroit	2-3 L
2	Mar 22	@ Detroit	1-3 L
3	Mar 24	Detroit	4-5 L (OT)
4	Mar 27	Detroit	2-0 W
5	Mar 29	@ Detroit	1-3 L

**DETROIT WON BEST-OF-SEVEN SEMI-FINAL 4-1**

 1959

PLAYER	POS	GP	G	A	PTS	PIM			
Gerry Ehman	R	12	6	7	13	8			
Frank Mahovlich	L	12	6	5	11	18			
Bob Pulford	L	12	4	4	8	8			
Dick Duff	L	12	4	3	7	8			
Billy Harris	C	12	3	4	7	16			
Bert Olmstead	L	12	4	2	6	13			
Ron Stewart	R	12	3	3	6	6			
Carl Brewer	D	12	0	6	6	40			
George Armstrong	R	12	0	4	4	10			
Tim Horton	D	12	0	3	3	16			
Allan Stanley	D	12	0	3	3	2			
Larry Regan	R	8	1	1	2	2			
Brian Cullen	C	10	1	0	1	0			
Dave Creighton	C	5	0	1	1	0			
Bob Baun	D	12	0	0	0	24			
Johnny Bower	G	12	0	0	0	0			
Gary Collins	C	2	0	0	0	0			
Barry Cullen	R	2	0	0	0	0			
Rudy Migay	C	2	0	0	0	0			
Noel Price	D	5	0	0	0	2			
Marc Reaume	D	10	0	0	0	0			
GOALTENDER	POS	GP	W	L	GA	GAA	SO	PIM	MIN
Johnny Bower	G	12	5	7	38	3.06	0	0	746

GP	DATE	OPPONENT	RESULT
1	Mar 24	@ Boston	1-5 L
2	Mar 26	@ Boston	2-4 L
3	Mar 28	Boston	3-2 W (OT)
4	Mar 31	Boston	3-2 W (OT)
5	Apr 2	@ Boston	4-1 W
6	Apr 4	Boston	4-5 L
7	Apr 7	@ Boston	3-2 W
<b>TORONTO WON BEST-OF-SEVEN SEMI-FINAL 4-3</b>			
8	Apr 9	@ Montreal	3-5 L
9	Apr 11	@ Montreal	1-3 L
10	Apr 14	Montreal	3-2 W (OT)
11	Apr 16	Montreal	2-3 L
12	Apr 18	@ Montreal	3-5 L

**MONTREAL WON BEST-OF-SEVEN FINAL 4-1**

 1960

PLAYER	POS	GP	G	A	PTS	PIM			
Red Kelly	D/C	10	3	8	11	2			
Bert Olmstead	L	10	3	4	7	0			
Larry Regan	R	10	3	3	6	0			
Dick Duff	L	10	2	4	6	6			
Bob Pulford	L	10	4	1	5	10			
Carl Brewer	D	10	2	3	5	16			
Allan Stanley	D	10	2	3	5	2			
George Armstrong	R	10	1	4	5	4			
Frank Mahovlich	L	10	3	1	4	27			
Johnny Wilson	L	10	1	2	3	2			
Billy Harris	C	9	0	3	3	4			
Ron Stewart	R	10	0	2	2	2			
Bob Baun	D	10	1	0	1	17			
Garry Edmundson	L	9	0	1	1	4			
Tim Horton	D	10	0	1	1	6			
Johnny Bower	G	10	0	0	0	0			
Gerry Ehman	R	9	0	0	0	0			
Gerry James	R	10	0	0	0	0			
GOALTENDER	POS	GP	W	L	GA	GAA	SO	PIM	MIN
Johnny Bower	G	10	4	6	31	2.88	0	0	645

GP	DATE	OPPONENT	RESULT
1	Mar 23	Detroit	1-2 L
2	Mar 26	Detroit	4-2 W
3	Mar 27	@ Detroit	5-4 W (OT)
4	Mar 29	@ Detroit	1-2 L (OT)
5	Apr 2	Detroit	5-4 W
6	Apr 3	@ Detroit	4-2 W
<b>TORONTO WON BEST-OF-SEVEN SEMI-FINAL 4-2</b>			
7	Apr 7	@ Montreal	2-4 L
8	Apr 9	@ Montreal	1-2 L
9	Apr 12	Montreal	2-5 L
10	Apr 14	Montreal	0-4 L

**MONTREAL WON BEST-OF-SEVEN FINAL 4-0**



# ALL-TIME PLAYOFF SCORING & GAME RESULTS



## 1961

PLAYER	POS	GP	G	A	PTS	PIM			
Bert Olmstead	L	3	1	2	3	10			
Allan Stanley	D	5	0	3	3	0			
George Armstrong	R	5	1	1	2	0			
Dave Keon	C	5	1	1	2	0			
Frank Mahovlich	L	5	1	1	2	6			
Billy Harris	C	5	1	0	1	0			
Red Kelly	D/C	2	1	0	1	0			
Bob Nevin	R	5	1	0	1	2			
Ron Stewart	R	5	1	0	1	2			
Dick Duff	L	5	0	1	1	2			
Bob Baun	D	3	0	0	0	8			
Johnny Bower	G	3	0	0	0	2			
Carl Brewer	D	5	0	0	0	4			
Larry Hillman	D	5	0	0	0	0			
Tim Horton	D	5	0	0	0	0			
John MacMillan	R	4	0	0	0	0			
Cesare Maniago	G	2	0	0	0	0			
Bob Pulford	L	5	0	0	0	8			
Larry Regan	R	4	0	0	0	0			
Eddie Shack	L	4	0	0	0	2			
GOALTENDER	POS	GP	W	L	GA	GAA	SO	PIM	MIN
Johnny Bower	G	3	0	3	8	2.67	0	2	180
Cesare Maniago	G	2	1	1	6	2.48	0	0	145

GP	DATE	OPPONENT	RESULT
1	Mar 22	Detroit	3-2 W (OT)
2	Mar 25	Detroit	2-4 L
3	Mar 26	@ Detroit	0-2 L
4	Mar 28	@ Detroit	1-4 L
5	Apr 1	Detroit	2-3 L

**DETROIT WON BEST-OF-SEVEN SEMI-FINAL 4-1**

## 1962

PLAYER	POS	GP	G	A	PTS	PIM			
Tim Horton	D	12	3	13	16	16			
Dick Duff	L	12	3	10	13	20			
George Armstrong	R	12	7	5	12	2			
Frank Mahovlich	L	12	6	6	12	29			
Red Kelly	D/C	12	4	6	10	0			
Bob Pulford	L	12	7	1	8	24			
Dave Keon	C	12	5	3	8	0			
Ron Stewart	R	11	1	6	7	4			
Bob Nevin	R	12	2	4	6	6			
Billy Harris	C	12	2	1	3	2			
Bob Baun	D	12	0	3	3	19			
Allan Stanley	D	12	0	3	3	6			
Carl Brewer	D	8	0	2	2	22			
Ed Litzenberger	C/R	10	0	2	2	4			
Bert Olmstead	L	4	0	1	1	0			
Al Arbour	D	8	0	0	0	6			
Johnny Bower	G	10	0	0	0	0			
John MacMillan	R	3	0	0	0	0			
Eddie Shack	L	9	0	0	0	18			
Don Simmons	G	3	0	0	0	0			
GOALTENDER	POS	GP	W	L	GA	GAA	SO	PIM	MIN
Johnny Bower	G	10	6	3	20	2.07	0	0	579
Don Simmons	G	3	2	1	8	2.91	0	0	165

GP	DATE	OPPONENT	RESULT
1	Mar 27	NY Rangers	4-2 W
2	Mar 29	NY Rangers	2-1 W
3	Apr 1	@ NY Rangers	4-5 L
4	Apr 3	@ NY Rangers	2-4 L
5	Apr 5	NY Rangers	3-2 W (OT)
6	Apr 7	NY Rangers	7-1 W

**TORONTO WON BEST-OF-SEVEN SEMI-FINAL 4-2**

GP	DATE	OPPONENT	RESULT
7	Apr 10	Chicago	4-1 W
8	Apr 12	Chicago	3-2 W
9	Apr 15	@ Chicago	0-3 L
10	Apr 17	@ Chicago	1-4 L
11	Apr 19	Chicago	8-4 W
12	Apr 22	@ Chicago	2-1 W

**TORONTO WON BEST-OF-SEVEN FINAL 4-2**

## 1963

PLAYER	POS	GP	G	A	PTS	PIM			
Dave Keon	C	10	7	5	12	0			
George Armstrong	R	10	3	6	9	4			
Red Kelly	D/C	10	2	6	8	6			
Bob Pulford	L	10	2	5	7	14			
Allan Stanley	D	10	1	6	7	8			
Dick Duff	L	10	4	1	5	2			
Ron Stewart	R	10	4	0	4	2			
Tim Horton	D	10	1	3	4	10			
Bob Nevin	R	10	3	0	3	2			
Eddie Shack	L	10	2	1	3	11			
Ed Litzenberger	C/R	9	1	2	3	6			
Bob Baun	D	10	0	3	3	6			
Kent Douglas	D	10	1	1	2	2			
Frank Mahovlich	L	9	0	2	2	8			
Johnny Bower	G	10	0	1	1	0			
Carl Brewer	D	10	0	1	1	12			
Billy Harris	C	10	0	1	1	0			
John MacMillan	R	1	0	0	0	0			
GOALTENDER	POS	GP	W	L	GA	GAA	SO	PIM	MIN
Johnny Bower	G	10	8	2	16	1.60	2	0	600

GP	DATE	OPPONENT	RESULT
1	Mar 26	Montreal	3-1 W
2	Mar 28	Montreal	3-2 W
3	Mar 30	@ Montreal	2-0 W
4	Apr 2	@ Montreal	1-3 L
5	Apr 4	Montreal	5-0 W

**TORONTO WON BEST-OF-SEVEN SEMI-FINAL 4-1**

GP	DATE	OPPONENT	RESULT
6	Apr 9	Detroit	4-2 W
7	Apr 11	Detroit	4-2 W
8	Apr 14	@ Detroit	2-3 L
9	Apr 16	@ Detroit	4-2 W
10	Apr 18	Detroit	3-1 W

**TORONTO WON BEST-OF-SEVEN FINAL 4-1**

# ALL-TIME PLAYOFF SCORING & GAME RESULTS

1964

PLAYER	POS	GP	G	A	PTS	PIM
Frank Mahovlich	L	14	4	11	15	20
George Armstrong	R	14	5	8	13	10
Red Kelly	D/C	14	4	9	13	4
Don McKenney	C	12	4	8	12	0
Dave Keon	C	14	7	2	9	2
Andy Bathgate	R	14	5	4	9	25
Bob Pulford	L	14	5	3	8	20
Allan Stanley	D	14	1	6	7	20
Bob Baun	D	14	2	3	5	42
Tim Horton	D	14	0	4	4	20
Ron Stewart	R	14	0	4	4	24
Billy Harris	C	9	1	1	2	4
Gerry Ehman	R	9	1	0	1	4
Carl Brewer	D	12	0	1	1	30
Eddie Shack	L	13	0	1	1	25
Al Arbour	D	1	0	0	0	0
Johnny Bower	G	14	0	0	0	0
Larry Hillman	D	11	0	0	0	2
Ed Litzenberger	C/R	1	0	0	0	10
Jim Pappin	R	11	0	0	0	0

GOALTENDER	POS	GP	W	L	GA	GAA	SO	PIM	MIN
Johnny Bower	G	14	8	6	30	2.12	2	0	850

GP	DATE	OPPONENT	RESULT
1	Mar 26	@ Montreal	0-2 L
2	Mar 28	@ Montreal	2-1 W
3	Mar 31	Montreal	2-3 L
4	Apr 2	Montreal	5-3 W
5	Apr 4	@ Montreal	2-4 L
6	Apr 7	Montreal	3-0 W
7	Apr 9	@ Montreal	3-1 W

**TORONTO WON BEST-OF-SEVEN SEMI-**

**FINAL 4-3**

8	Apr 11	Detroit	3-2 W
9	Apr 14	Detroit	3-4 L (OT)
10	Apr 16	@ Detroit	3-4 L
11	Apr 18	@ Detroit	4-2 W
12	Apr 21	Detroit	1-2 L
13	Apr 23	@ Detroit	4-3 W (OT)
14	Apr 25	Detroit	4-0 W

**TORONTO WON BEST-OF-SEVEN FINAL 4-3**

1965

PLAYER	POS	GP	G	A	PTS	PIM
Red Kelly	D/C	6	3	2	5	2
Dave Keon	C	6	2	2	4	2
Ron Ellis	R	6	3	0	3	2
Carl Brewer	D	6	1	2	3	12
Frank Mahovlich	L	6	0	3	3	9
Pete Stelmowski	C	6	0	3	3	7
Dickie Moore	L	5	1	1	2	6
Bob Pulford	L	6	1	1	2	16
Tim Horton	D	6	0	2	2	13
George Armstrong	R	6	1	0	1	4
Andy Bathgate	R	6	1	0	1	6
Eddie Shack	L	5	1	0	1	8
Bob Baun	D	6	0	1	1	14
Kent Douglas	D	5	0	1	1	19
Allan Stanley	D	6	0	1	1	12
Ron Stewart	R	6	0	1	1	2
Al Arbour	D	1	0	0	0	2
Johnny Bower	G	5	0	0	0	0
Don McKenney	C	6	0	0	0	0
Terry Sawchuk	G	1	0	0	0	0

GOALTENDER	POS	GP	W	L	GA	GAA	SO	PIM	MIN
Johnny Bower	G	5	2	3	13	2.43	0	0	321
Terry Sawchuk	G	1	0	1	3	3.00	0	0	60

GP	DATE	OPPONENT	RESULT
1	Apr 1	@ Montreal	2-3 L
2	Apr 3	@ Montreal	1-3 L
3	Apr 6	Montreal	3-2 W (OT)
4	Apr 8	Montreal	4-2 W
5	Apr 10	@ Montreal	1-3 L
6	Apr 13	Montreal	3-4 L (OT)

**MONTREAL WON BEST-OF-SEVEN SEMI-**

**FINAL 4-2**

1966

PLAYER	POS	GP	G	A	PTS	PIM
Eddie Shack	L	4	2	1	3	33
Larry Hillman	D	4	1	1	2	6
Bob Pulford	L	4	1	2	2	12
Red Kelly	D/C	4	0	2	2	0
Dave Keon	C	4	0	2	2	0
Tim Horton	D	4	1	0	1	12
Frank Mahovlich	L	4	1	0	1	10
George Armstrong	R	4	0	1	1	4
Bob Baun	D	4	0	1	1	8
Wally Boyer	C	4	0	1	1	0
Johnny Bower	G	2	0	0	0	0
Ron Ellis	R	4	0	0	0	2
Orland Kurtenbach	C	4	0	0	0	20
Marcel Pronovost	D	4	0	0	0	6
Terry Sawchuk	G	2	0	0	0	0
Brit Selby	L	4	0	0	0	0
Allan Stanley	D	1	0	0	0	0
Pete Stelmowski	C	4	0	0	0	26

GOALTENDER	POS	GP	W	L	GA	GAA	SO	PIM	MIN
Johnny Bower	G	2	0	2	8	4.00	0	0	120
Terry Sawchuk	G	2	0	2	6	3.00	0	0	120

GP	DATE	OPPONENT	RESULT
1	Apr 7	@ Montreal	3-4 L
2	Apr 9	Montreal	0-2 L
3	Apr 12	Montreal	2-5 L
4	Apr 14	Montreal	1-4 L

**MONTREAL WON BEST-OF-SEVEN SEMI-**

**FINAL 4-0**



# ALL-TIME PLAYOFF SCORING & GAME RESULTS



## 1967



PLAYER	POS	GP	G	A	PTS	PIM
Jim Pappin	R	12	7	8	15	12
Pete Stelmowski	C	12	5	7	12	20
Bob Pulford	L	12	1	10	11	12
Frank Mahovlich	L	12	3	7	10	8
Tim Horton	D	12	3	5	8	25
Dave Keon	C	12	3	5	8	0
Mike Walton	C	12	4	3	7	2
Brian Conacher	L	12	3	2	5	21
Red Kelly	D/C	12	0	5	5	2
George Armstrong	R	9	2	1	3	6
Ron Ellis	R	12	2	1	3	4
Larry Hillman	D	12	1	2	3	0
Allan Stanley	D	12	0	2	2	10
Marcel Pronovost	D	12	1	0	1	8
Larry Jeffrey	L	6	0	1	1	4
Bob Baun	D	10	0	0	0	4
Johnny Bower	G	4	0	0	0	2
Aut Erickson	D	1	0	0	0	2
Milan Marčetta	C	3	0	0	0	0
Terry Sawchuk	G	10	0	0	0	0
Eddie Shack	L	8	0	0	0	8

GOALTENDER	POS	GP	W	L	GA	GAA	SO	PIM	MIN
Terry Sawchuk	G	10	6	4	25	2.65	0	0	565
Johnny Bower	G	4	2	0	5	1.64	1	2	183

GP	DATE	OPPONENT	RESULT
1	Apr 6	@ Chicago	2-5 L
2	Apr 9	@ Chicago	3-1 W
3	Apr 11	Chicago	3-1 W
4	Apr 13	Chicago	3-4 L
5	Apr 15	@ Chicago	4-2 W
6	Apr 18	Chicago	3-1 W

### TORONTO WON BEST-OF-SEVEN SEMI-FINAL 4-2

7	Apr 20	@ Montreal	2-6 L
8	Apr 22	@ Montreal	3-0 W
9	Apr 25	Montreal	3-2 W (OT)
10	Apr 27	Montreal	2-6 L
11	Apr 29	Montreal	4-1 W
12	May 2	Montreal	3-1 W

### TORONTO WON BEST-OF-SEVEN FINAL 4-2

## 1969

PLAYER	POS	GP	G	A	PTS	PIM	PP	SH	GW
Dave Keon	C	4	1	3	4	2	0	1	0
Ron Ellis	R	4	2	1	3	2	1	0	0
Murray Oliver	C	4	1	2	3	0	0	0	0
Norm Ullman	C	4	1	0	1	0	0	0	0
Jim Dorey	D	4	0	1	1	21	0	0	0
Paul Henderson	R	4	0	1	1	0	0	0	0
Pierre Pilote	D	4	0	1	1	4	0	0	0
George Armstrong	R	4	0	0	0	0	0	0	0
Johnny Bower	G	4	0	0	0	0	0	0	0
Bruce Gamble	G	3	0	0	0	0	0	0	0
Tim Horton	D	4	0	0	0	7	0	0	0
Forbes Kennedy	C	1	0	0	0	38	0	0	0
Rick Ley	D	3	0	0	0	9	0	0	0
Larry Mickey	R	3	0	0	0	5	0	0	0
Mike Pelyk	D	4	0	0	0	8	0	0	0
Bob Pulford	L	4	0	0	0	2	0	0	0
Pat Quinn	D	4	0	0	0	13	0	0	0
Brit Selby	L	4	0	0	0	4	0	0	0
Floyd Smith	R	4	0	0	0	0	0	0	0
Mike Walton	C	4	0	0	0	4	0	0	0

GOALTENDER	POS	GP	W	L	GA	GAA	SO	PIM	MIN
Johnny Bower	G	4	0	2	11	4.29	0	0	154
Bruce Gamble	G	3	0	2	13	9.07	0	0	86

GP	DATE	OPPONENT	RESULT
1	Apr 2	@ Boston	0-10 L
2	Apr 3	@ Boston	0-7 L
3	Apr 5	Boston	3-4 L
4	Apr 6	Boston	2-3 L

### BOSTON WON BEST-OF-SEVEN QUARTER-FINAL 4-0

## 1971

PLAYER	POS	GP	G	A	PTS	PIM	PP	SH	GW
Paul Henderson	R	6	5	1	6	4	1	0	2
Dave Keon	C	6	3	2	5	0	0	0	0
Jim McKenny	D	6	2	1	3	2	1	0	0
Darryl Sittler	C	6	2	1	3	31	1	0	0
Billy MacMillan	R	6	0	3	3	2	0	0	0
Carry Monahan	L	6	2	0	2	2	0	0	0
Ron Ellis	R	6	1	1	2	2	1	0	0
George Armstrong	R	6	0	2	2	0	0	0	0
Rick Ley	D	6	0	2	2	4	0	0	0
Norm Ullman	C	6	0	2	2	2	0	0	0
Bob Baun	D	6	0	1	1	19	0	0	0
Jim Dorey	D	6	0	1	1	19	0	0	0
Jim Harrison	C	6	0	1	1	33	0	0	0
Brian Spencer	L	6	0	1	1	17	0	0	0
Denis Dupere	L	6	0	0	0	0	0	0	0
Brian Glennie	D	3	0	0	0	0	0	0	0
Bernie Parent	G	4	0	0	0	0	0	0	0
Mike Pelyk	D	6	0	0	0	10	0	0	0
Jacques Plante	G	3	0	0	0	0	0	0	0
Guy Trottier	R	5	0	0	0	0	0	0	0

GOALTENDER	POS	GP	W	L	GA	GAA	SO	PIM	MIN
Bernie Parent	G	4	2	2	9	2.30	0	0	235
Jacques Plante	G	3	0	2	7	3.13	0	0	134

GP	DATE	OPPONENT	RESULT
1	Apr 7	@ NY Rangers	4-5 L
2	Apr 8	@ NY Rangers	4-1 W
3	Apr 10	NY Rangers	3-1 W
4	Apr 11	NY Rangers	2-4 L
5	Apr 13	@ NY Rangers	1-3 L
6	Apr 15	NY Rangers	1-2 L (OT)

### NY RANGERS WON BEST-OF-SEVEN QUARTER-FINAL 4-2

# ALL-TIME PLAYOFF SCORING & GAME RESULTS

## 1972

PLAYER	POS	GP	G	A	PTS	PIM	PP	SH	GW
Dave Keon	C	5	2	3	5	0	0	0	0
Norm Ullman	C	5	1	3	4	2	0	0	0
Jim McKenny	D	5	3	0	3	2	2	1	0
Paul Henderson	R	5	1	2	3	6	0	0	0
Ron Ellis	R	5	1	1	2	4	1	0	0
Jim Harrison	C	5	1	0	1	10	0	0	1
Guy Trottier	R	4	1	0	1	16	0	0	0
Pierre Jarry	L	5	0	1	1	0	0	0	0
Bob Baun	D	5	0	0	0	4	0	0	0
Denis Dupere	L	5	0	0	0	0	0	0	0
Brian Glennie	D	5	0	0	0	25	0	0	0
Rick Kehoe	R	2	0	0	0	2	0	0	0
Rick Ley	D	5	0	0	0	7	0	0	0
Billy MacMillan	R	5	0	0	0	0	0	0	0
Don Marshall	L	1	0	0	0	0	0	0	0
Garry Monahan	L	5	0	0	0	0	0	0	0
Bernie Parent	G	4	0	0	0	0	0	0	0
Mike Pelyk	D	5	0	0	0	8	0	0	0
Jacques Plante	G	1	0	0	0	0	0	0	0
Brad Selwood	D	5	0	0	0	4	0	0	0
Darryl Sittler	C	3	0	0	0	2	0	0	0
GOALTENDER	POS	GP	W	L	GA	GAA	SO	PIM	MIN
Bernie Parent	G	4	1	3	13	3.21	0	0	243
Jacques Plante	G	1	0	1	5	5.00	0	0	60

GP	DATE	OPPONENT	RESULT
1	Apr 5	@ Boston	0-5 L
2	Apr 6	@ Boston	4-3 W (OT)
3	Apr 8	Boston	0-2 L
4	Apr 9	Boston	4-5 L
5	Apr 11	@ Boston	2-3 L

**BOSTON WON BEST-OF-SEVEN QUARTER-FINAL 4-1**

## 1974

PLAYER	POS	GP	G	A	PTS	PIM	PP	SH	GW
Bob Neely	L	4	1	3	4	0	0	0	0
Ron Ellis	R	4	2	1	3	0	0	0	0
Darryl Sittler	C	4	2	1	3	6	1	0	0
Dave Keon	C	4	1	2	3	0	0	0	0
Norm Ullman	C	4	1	1	2	0	0	0	0
Paul Henderson	R	4	0	2	2	2	0	0	0
Jim McKenny	D	4	0	2	2	0	0	0	0
Inge Hammarstrom	L	4	1	0	1	0	0	0	0
Eddie Shack	L	4	1	0	1	2	0	0	0
Tim Ecclestone	L	4	0	1	1	0	0	0	0
George Ferguson	C	3	0	1	1	2	0	0	0
Garry Monahan	L	4	0	1	1	7	0	0	0
Borje Salming	D	4	0	1	1	4	0	0	0
Errol Thompson	L	2	0	1	1	0	0	0	0
Willie Brossart	D	1	0	0	0	0	0	0	0
Denis Dupere	L	3	0	0	0	0	0	0	0
Doug Favell	G	3	0	0	0	0	0	0	0
Brian Glennie	D	3	0	0	0	10	0	0	0
Eddie Johnston	G	1	0	0	0	0	0	0	0
Mike Pelyk	D	4	0	0	0	4	0	0	0
Ian Turnbull	D	4	0	0	0	8	0	0	0
GOALTENDER	POS	GP	W	L	GA	GAA	SO	PIM	MIN
Doug Favell	G	3	0	3	10	3.31	0	0	181
Eddie Johnston	G	1	0	1	6	6.00	0	0	60

GP	DATE	OPPONENT	RESULT
1	Apr 10	@ Boston	0-1 L
2	Apr 11	@ Boston	3-6 L
3	Apr 13	Boston	3-6 L
4	Apr 14	Boston	3-4 L (OT)

**BOSTON WON BEST-OF-SEVEN QUARTER-FINAL 4-0**

## 1975

PLAYER	POS	GP	G	A	PTS	PIM	PP	SH	GW
Blaine Stoughton	R	7	4	2	6	2	1	0	1
Dave Keon	C	7	0	5	5	0	0	0	0
Inge Hammarstrom	L	7	1	3	4	4	0	0	1
Tiger Williams	L	7	1	3	4	25	1	0	0
Borje Salming	D	7	0	4	4	6	0	0	0
Ron Ellis	R	7	3	0	3	2	1	0	0
Darryl Sittler	C	7	2	1	3	15	1	0	0
Dave Dunn	D	7	1	1	2	24	0	0	0
Ian Turnbull	D	7	0	2	2	4	0	0	0
George Ferguson	C	7	1	0	1	7	0	0	0
Jim McKenny	D	7	0	1	1	2	0	0	0
Claire Alexander	D	7	0	0	0	0	0	0	0
Bill Flett	R	5	0	0	0	2	0	0	0
Lanny McDonald	R	7	0	0	0	2	0	0	0
Gord McRae	G	7	0	0	0	0	0	0	0
Bob Neely	L	3	0	0	0	2	0	0	0
Rod Seiling	D	7	0	0	0	0	0	0	0
Errol Thompson	L	6	0	0	0	9	0	0	0
Norm Ullman	C	7	0	0	0	2	0	0	0
GOALTENDER	POS	GP	W	L	GA	GAA	SO	PIM	MIN
Gord McRae	G	7	2	5	21	2.86	0	0	441

GP	DATE	OPPONENT	RESULT
1	Apr 8	@ Los Angeles	2-3 L (OT)
2	Apr 10	Los Angeles	3-2 W (OT)
3	Apr 11	@ Los Angeles	2-1 W

**TORONTO WON BEST-OF-THREE PRELIMINARY 2-1**

GP	DATE	OPPONENT	RESULT
4	Apr 13	@ Philadelphia	3-6 L
5	Apr 15	@ Philadelphia	0-3 L
6	Apr 17	Philadelphia	0-2 L
7	Apr 19	Philadelphia	3-4 L (OT)

**PHILADELPHIA WON BEST-OF-SEVEN QUARTER-FINAL 4-0**



# ALL-TIME PLAYOFF SCORING & GAME RESULTS



## 1976

PLAYER	POS	GP	G	A	PTS	PIM	PP	SH	GW
Darryl Sittler	C	10	5	7	12	19	2	0	1
Ian Turnbull	D	10	2	9	11	29	1	0	0
Lanny McDonald	R	10	4	4	8	4	2	0	1
Borje Salming	D	10	3	4	7	9	1	0	0
Errol Thompson	L	10	3	3	6	0	2	1	0
Claire Alexander	D	9	2	4	6	4	1	0	0
George Ferguson	C	10	2	4	6	2	0	0	1
Jim McKenny	D	6	2	3	5	2	1	0	1
Jack Valiquette	C	10	2	3	5	2	0	0	0
Pat Boutette	C/R	10	1	4	5	16	0	0	0
Bob Neely	L	10	3	1	4	7	2	0	0
Stan Weir	C	9	1	3	4	0	1	0	1
Scott Garland	C	7	1	2	3	35	1	0	0
Brian Glennie	D	6	0	1	1	15	0	0	0
Rod Seiling	D	10	0	1	1	6	0	0	0
Dave Dunn	D	3	0	0	0	17	0	0	0
Gord McRae	G	1	0	0	0	0	0	0	0
Wayne Thomas	G	10	0	0	0	0	0	0	0
Kurt Walker	D	6	0	0	0	24	0	0	0
Bob Warner	D	2	0	0	0	0	0	0	0
Tiger Williams	L	10	0	0	0	75	0	0	0
GOALTENDER	POS	GP	W	L	GA	GAA	SO	PIM	MIN
Wayne Thomas	G	10	5	5	34	3.48	1	0	587
Gord McRae	G	1	0	0	1	4.62	0	0	13

GP	DATE	OPPONENT	RESULT
1	Apr 6	Pittsburgh	4-1 W
2	Apr 8	@ Pittsburgh	0-2 L
3	Apr 9	Pittsburgh	4-0 W

### TORONTO WON BEST-OF-THREE

#### PRELIMINARY 2-1

4	Apr 12	@ Philadelphia	1-4 L
5	Apr 13	@ Philadelphia	1-3 L
6	Apr 15	Philadelphia	5-4 W
7	Apr 17	Philadelphia	4-3 W
8	Apr 20	@ Philadelphia	1-7 L
9	Apr 22	Philadelphia	8-5 W
10	Apr 25	@ Philadelphia	3-7 L

### PHILADELPHIA WON BEST-OF-SEVEN

#### QUARTER-FINAL 4-3

## 1977

PLAYER	POS	GP	G	A	PTS	PIM	PP	SH	GW
Darryl Sittler	C	9	5	16	21	4	3	0	0
Lanny McDonald	R	9	10	7	17	6	3	0	1
Borje Salming	D	9	3	6	9	6	2	0	0
Tiger Williams	L	9	3	6	9	29	0	0	1
Ian Turnbull	D	9	4	4	8	10	4	0	0
Bob Neely	L	9	1	3	4	6	1	0	0
Pat Boutette	C/R	9	0	4	4	17	0	0	0
Stan Weir	C	7	2	1	3	0	1	0	1
George Ferguson	C	9	0	3	3	7	0	0	0
Errol Thompson	L	9	2	0	2	0	0	0	1
Jim McKenny	D	9	0	2	2	2	0	0	0
Mike Pelyk	D	9	0	2	2	4	0	0	0
Don Ashby	C	9	1	0	1	4	0	0	0
Randy Carlyle	D	9	0	1	1	20	0	0	0
Bruce Boudreau	C	3	0	0	0	0	0	0	0
Paul Evans	C/L	2	0	0	0	0	0	0	0
Brian Glennie	D	2	0	0	0	0	0	0	0
Inge Hammarstrom	L	2	0	0	0	0	0	0	0
Mike Palmateer	G	6	0	0	0	0	0	0	0
Tracy Pratt	D	4	0	0	0	0	0	0	0
Wayne Thomas	G	4	0	0	0	0	0	0	0
Bob Warner	D	2	0	0	0	0	0	0	0
GOALTENDER	POS	GP	W	L	GA	GAA	SO	PIM	MIN
Mike Palmateer	G	6	3	3	16	2.67	0	0	360
Wayne Thomas	G	4	1	2	12	3.56	0	0	202

GP	DATE	OPPONENT	RESULT
1	Apr 5	@ Pittsburgh	4-2 W
2	Apr 7	Pittsburgh	4-6 L
3	Apr 9	@ Pittsburgh	5-2 W

### TORONTO WON BEST-OF-THREE

#### PRELIMINARY 2-1

4	Apr 11	@ Philadelphia	3-2 W
5	Apr 13	@ Philadelphia	4-1 W
6	Apr 15	Philadelphia	3-4 L (OT)
7	Apr 17	Philadelphia	5-6 L (OT)
8	Apr 19	@ Philadelphia	0-2 L
9	Apr 21	Philadelphia	3-4 L

### PHILADELPHIA WON BEST-OF-SEVEN

#### QUARTER-FINAL 4-2

## 1978

PLAYER	POS	GP	G	A	PTS	PIM	PP	SH	GW
Ian Turnbull	D	13	6	10	16	10	1	0	0
Darryl Sittler	C	13	3	8	11	12	2	0	0
Lanny McDonald	R	13	3	4	7	10	1	0	2
George Ferguson	C	13	5	1	6	7	0	0	0
Pat Boutette	C/R	13	3	3	6	40	0	0	0
Jimmy Jones	R	13	1	5	6	7	0	0	0
Ron Ellis	R	13	3	2	5	0	0	0	2
Stan Weir	C	13	3	1	4	0	1	0	1
Borje Salming	D	6	2	2	4	6	0	0	1
Dan Maloney	L	13	1	3	4	17	1	0	0
Jack Valiquette	C	13	1	3	4	2	1	0	0
Tiger Williams	L	12	1	2	3	63	0	0	0
Trevor Johansen	D	13	0	3	3	21	0	0	0
Jerry Butler	R	13	1	1	2	18	0	0	0
Randy Carlyle	D	7	0	1	1	8	0	0	0
Mike Pelyk	D	12	0	1	1	7	0	0	0
John Anderson	R	2	0	0	0	0	0	0	0
Brian Glennie	D	13	0	0	0	16	0	0	0
Mike Palmateer	G	13	0	0	0	7	0	0	0
Kurt Walker	D	10	0	0	0	10	0	0	0
GOALTENDER	POS	GP	W	L	GA	GAA	SO	PIM	MIN
Mike Palmateer	G	13	6	7	32	2.42	2	7	795

GP	DATE	OPPONENT	RESULT
1	Apr 11	Los Angeles	7-3 W
2	Apr 13	@ Los Angeles	4-0 W

### TORONTO WON BEST-OF-THREE

#### PRELIMINARY 2-0

3	Apr 17	@ NY Islanders	1-4 L
4	Apr 19	@ NY Islanders	2-3 L (OT)
5	Apr 21	NY Islanders	2-0 W
6	Apr 23	NY Islanders	3-1 W
7	Apr 25	@ NY Islanders	1-2 L (OT)
8	Apr 27	NY Islanders	5-2 W
9	Apr 29	@ NY Islanders	2-1 W (OT)

### TORONTO WON BEST-OF-SEVEN QUARTER-FINAL 4-3

10	May 2	@ Montreal	3-5 L
11	May 4	@ Montreal	2-3 L
12	May 6	Montreal	1-6 L
13	May 9	Montreal	0-2 L

### MONTREAL WON BEST-OF-SEVEN SEMI-FINAL 4-0

# ALL-TIME PLAYOFF SCORING & GAME RESULTS

## 1979

PLAYER	POS	GP	G	A	PTS	PIM	PP	SH	GW
Darryl Sittler	C	6	5	4	9	17	2	0	0
Walt McKechnie	C	6	4	3	7	7	0	1	1
Dan Maloney	L	6	3	3	6	2	1	0	1
Lanny McDonald	R	6	3	2	5	0	0	0	0
Pat Boutette	C/R	6	2	2	4	22	0	0	0
Ian Turnbull	D	6	0	4	4	27	0	0	0
Dave Hutchison	D	6	0	3	3	23	0	0	0
Ron Ellis	R	6	1	1	2	2	0	0	0
John Anderson	R	6	0	2	2	0	0	0	0
Rocky Saganuik	R/C	3	1	0	1	5	0	0	0
Dave Burrows	D	6	0	1	1	7	0	0	0
Paul Gardner	C	6	0	1	1	4	0	0	0
Joel Quenneville	D	6	0	1	1	4	0	0	0
Borje Salming	D	6	0	1	1	8	0	0	0
Ron Wilson	D	3	0	1	1	0	0	0	0
Jerry Butler	R	6	0	0	0	4	0	0	0
Paul Harrison	G	2	0	0	0	0	0	0	0
Jimmy Jones	R	6	0	0	0	4	0	0	0
Mike Palmateer	G	5	0	0	0	6	0	0	0
Tiger Williams	L	6	0	0	0	48	0	0	0
GOALTENDER	POS	GP	W	L	GA	GAA	SO	PIM	MIN
Mike Palmateer	G	5	2	3	17	3.42	0	6	298
Paul Harrison	G	2	0	1	7	4.62	0	0	91

GP	DATE	OPPONENT	RESULT
1	Apr 10	@ Atl. Flames	2-1 W
2	Apr 12	Atl. Flames	7-4 W
<b>TORONTO WON BEST-OF-THREE PRELIMINARY 2-0</b>			
3	Apr 16	@ Montreal	2-5 L
4	Apr 18	@ Montreal	1-5 L
5	Apr 21	Montreal	3-4 L (OT)
6	Apr 22	Montreal	4-5 L (OT)
<b>MONTREAL WON BEST-OF-SEVEN QUARTER-FINAL 4-0</b>			

## 1980

PLAYER	POS	GP	G	A	PTS	PIM	PP	SH	GW
Darryl Sittler	C	3	1	2	3	10	1	0	0
Ron Wilson	D	3	1	2	3	2	1	0	0
Ian Turnbull	D	3	0	3	3	2	0	0	0
Terry Martin	L	3	2	0	2	7	0	0	0
John Anderson	R	3	1	1	2	0	0	0	0
Laurie Boschman	C	3	1	1	2	18	1	0	0
Borje Salming	D	3	1	1	2	2	1	0	0
Wilf Paiement	R	3	0	2	2	17	0	0	0
Rick Vaive	R	3	1	0	1	11	0	0	0
Dave Burrows	D	3	0	1	1	2	0	0	0
Larry Carriere	D	2	0	0	0	0	0	0	0
Jiri Crha	G	2	0	0	0	0	0	0	0
Bill Derlago	C	3	0	0	0	4	0	0	0
Ron Ellis	R	3	0	0	0	0	0	0	0
Dave Farrish	D	3	0	0	0	10	0	0	0
Pat Hickey	L	3	0	0	0	2	0	0	0
Mike Kaszycki	C	2	0	0	0	2	0	0	0
Richard Mulhern	D	1	0	0	0	0	0	0	0
Mike Palmateer	G	1	0	0	0	2	0	0	0
Rocky Saganuik	R/C	3	0	0	0	10	0	0	0
GOALTENDER	POS	GP	W	L	GA	GAA	SO	PIM	MIN
Jiri Crha	G	2	0	2	10	4.96	0	0	121
Mike Palmateer	G	1	0	1	7	7.00	0	2	60

GP	DATE	OPPONENT	RESULT
1	Apr 8	@ Min. North Stars	3-6 L
2	Apr 9	@ Min. North Stars	2-7 L
3	Apr 11	Min. North Stars	3-4 L (OT)
<b>MIN. NORTH STARS WON BEST-OF-FIVE PRELIMINARY 3-0</b>			

## 1981

PLAYER	POS	GP	G	A	PTS	PIM	PP	SH	GW
Rene Robert	R	3	0	2	2	2	0	0	0
Borje Salming	D	3	0	2	2	4	0	0	0
Bruce Boudreau	C	2	1	0	1	0	0	0	0
Bill Derlago	C	3	1	0	1	2	1	0	0
Ian Turnbull	D	3	1	0	1	4	0	0	0
Rick Vaive	R	3	1	0	1	4	0	0	0
Vitezslav Duris	D	3	0	1	1	2	0	0	0
Barry Melrose	D	3	0	1	1	15	0	0	0
Ron Sedlbauer	L	2	0	1	1	2	0	0	0
John Anderson	R	2	0	0	0	0	0	0	0
Laurie Boschman	C	3	0	0	0	7	0	0	0
Jiri Crha	G	3	0	0	0	0	0	0	0
Dave Farrish	D	1	0	0	0	0	0	0	0
Paul Harrison	G	1	0	0	0	0	0	0	0
Pat Hickey	L	2	0	0	0	0	0	0	0
Michel Larocque	G	2	0	0	0	0	0	0	0
Dan Maloney	L	3	0	0	0	4	0	0	0
Terry Martin	L	3	0	0	0	0	0	0	0
Wilf Paiement	R	3	0	0	0	2	0	0	0
Dave Shand	D	3	0	0	0	0	0	0	0
Darryl Sittler	C	3	0	0	0	4	0	0	0
Ron Zanuski	R	3	0	0	0	0	0	0	0
GOALTENDER	POS	GP	W	L	GA	GAA	SO	PIM	MIN
Michel Larocque	G	2	0	1	8	6.40	0	0	75
Jiri Crha	G	3	0	2	11	10.15	0	0	65
Paul Harrison	G	1	0	0	1	1.50	0	0	40

GP	DATE	OPPONENT	RESULT
1	Apr 8	@ NY Islanders	2-9 L
2	Apr 9	@ NY Islanders	1-5 L
3	Apr 11	NY Islanders	1-6 L
<b>NY ISLANDERS WON BEST-OF-FIVE PRELIMINARY 3-0</b>			



# ALL-TIME PLAYOFF SCORING & GAME RESULTS



## 1983

PLAYER	POS	GP	G	A	PTS	PIM	PP	SH	GW
Miroslav Frycer	R	4	2	5	7	0	0	0	0
Rick Vaive	R	4	2	5	7	6	0	0	0
John Anderson	R	4	2	4	6	0	1	0	0
Borje Salming	D	4	1	4	5	10	1	0	0
Walt Poddubny	L	4	3	1	4	0	2	0	1
Bill Derlago	C	4	3	0	3	2	2	0	0
Gaston Gingras	D	3	1	2	3	2	0	0	0
Greg Terrion	L	4	1	2	3	2	0	0	0
Jim Benning	D	4	1	1	2	2	0	0	0
Bruce Boudreau	C	4	1	0	1	0	0	0	0
Dave Shand	D	4	1	0	1	13	0	0	0
Billy Harris	R	4	0	1	1	2	0	0	0
Barry Melrose	D	4	0	1	1	23	0	0	0
Norm Aubin	C	1	0	0	0	0	0	0	0
Reid Bailey	D	2	0	0	0	2	0	0	0
Stew Gavin	L	4	0	0	0	0	0	0	0
Paul Higgins	R	1	0	0	0	0	0	0	0
Jim Korn	D/L	3	0	0	0	26	0	0	0
Gary Leeman	D	2	0	0	0	0	0	0	0
Terry Martin	L	4	0	0	0	9	0	0	0
Frank Nigro	C	3	0	0	0	2	0	0	0
Mike Palmateer	G	4	0	0	0	2	0	0	0
Rick St. Croix	G	1	0	0	0	0	0	0	0
GOALTENDER	POS	GP	W	L	GA	GAA	SO	PIM	MIN
Mike Palmateer	G	4	1	3	17	4.05	0	2	252
Rick St. Croix	G	1	0	0	1	60.00	0	0	1

GP	DATE	OPPONENT	RESULT
1	Apr 6	@ Min. North Stars	4-5 L
2	Apr 7	@ Min. North Stars	4-5 L (OT)
3	Apr 9	Min. North Stars	6-3 W
4	Apr 10	Min. North Stars	4-5 L (OT)

**MIN. NORTH STARS WON BEST-OF-FIVE DIVISION SEMI-FINAL 3-1**

## 1986

PLAYER	POS	GP	G	A	PTS	+/-	PIM	PP	SH	GW	S
Steve Thomas	L	10	6	8	14	2	9	3	0	0	36
Tom Fergus	C	10	5	7	12	3	6	3	0	1	25
Gary Leeman	R	10	2	10	12	2	2	0	0	0	25
Russ Courtnall	R	10	3	6	9	2	8	1	0	0	32
Rick Vaive	R	9	6	2	8	-2	9	3	0	0	31
Borje Salming	D	10	1	6	7	13	14	0	0	0	23
Wendel Clark	L/D	10	5	1	6	1	47	1	0	1	25
Walt Poddubny	L	9	4	1	5	0	4	0	0	3	22
Peter Ihnacak	C	10	2	3	5	-1	12	0	0	1	20
Dan Daoust	C	10	2	2	4	2	19	0	0	0	12
Miroslav Frycer	R	10	1	3	4	-3	10	0	0	0	20
Brad Smith	R	6	2	1	3	2	20	1	0	0	11
Al Iafrate	D	10	0	3	3	12	4	0	0	0	11
Greg Terrion	L	10	0	3	3	1	17	0	0	0	9
Gary Nylund	D	10	0	2	2	-5	25	0	0	0	8
Bill Root	D	7	0	2	2	-1	13	0	0	0	6
Chris Kotsopoulos	D	10	1	0	1	-4	14	0	0	0	7
Brad Maxwell	D	3	0	1	1	-3	12	0	0	0	2
Todd Gill	D	1	0	0	0	0	0	0	0	0	1
Bob McGill	D	9	0	0	0	-3	35	0	0	0	6
Marian Stastny	R	3	0	0	0	-1	0	0	0	0	1
Ken Wregget	C	10	0	0	0	0	4	0	0	0	0
GOALTENDER	POS	GP	W	L	GA	SV%	GAA	SO	PIM	MIN	
Ken Wregget	G	10	6	4	32	.901	3.16	1	4	607	

GP	DATE	OPPONENT	RESULT
1	Apr 9	@ Chicago	5-3 W
2	Apr 10	@ Chicago	6-4 W
3	Apr 12	Chicago	7-2 W

**TORONTO WON BEST-OF-FIVE DIVISION SEMI-FINAL 3-0**

4	Apr 18	@ St. Louis	1-6 L
5	Apr 20	@ St. Louis	3-0 W
6	Apr 22	St. Louis	5-2 W
7	Apr 24	St. Louis	4-7 L
8	Apr 26	@ St. Louis	3-4 L (OT)
9	Apr 28	St. Louis	5-3 W
10	Apr 30	@ St. Louis	1-2 L

**ST. LOUIS WON BEST-OF-SEVEN DIVISION FINAL 4-3**



# ALL-TIME PLAYOFF SCORING & GAME RESULTS

1987

PLAYER	POS	GP	G	A	PTS	+/-	PIM	PP	SH	GW	S
Wendel Clark	L	13	6	5	11	6	38	3	0	1	61
Mike Allison	L	13	3	5	8	0	15	1	0	2	19
Dan Daoust	C	13	5	2	7	-2	42	0	0	2	27
Russ Courtnall	R	13	3	4	7	1	11	1	0	0	31
Rick Vaive	R	13	4	2	6	-1	23	1	0	0	42
Peter Ilnacac	C	13	2	4	6	3	9	0	0	0	17
Vincent Damphousse	C	12	1	5	6	-3	8	1	0	0	18
Steve Thomas	L	13	2	3	5	-4	13	0	0	0	31
Todd Gill	D	13	2	2	4	2	42	0	0	0	15
Al Iafrate	D	13	1	3	4	-1	11	1	0	0	20
Rick Lanz	D	13	1	3	4	2	27	0	0	1	25
Mark Osborne	L	9	1	3	4	1	6	0	0	0	14
Borje Salming	D	13	0	3	3	-1	14	0	0	0	20
Brad Smith	R	11	1	1	2	-2	24	0	0	1	7
Greg Terrion	L	13	0	2	2	-1	14	0	0	0	14
Bill Root	D	13	1	0	1	0	12	0	0	0	5
Tom Fergus	C	2	0	1	1	1	2	0	0	0	0
Gary Leeman	R	5	0	1	1	1	14	0	0	0	3
Ken Wregget	G	13	0	1	1	0	4	0	0	0	0
Allan Bester	G	1	0	0	0	0	0	0	0	0	0
Daryl Evans	L	1	0	0	0	0	0	0	0	0	5
Miroslav Ilnacac	L	1	0	0	0	0	0	0	0	0	2
Wes Jarvis	C	2	0	0	0	0	2	0	0	0	0
Terry Johnson	D	2	0	0	0	-2	0	0	0	0	0
Chris Kotsopoulos	D	7	0	0	0	0	14	0	0	0	6
Kevin Maguire	R	1	0	0	0	0	0	0	0	0	0
Bob McGill	D	3	0	0	0	-1	0	0	0	0	0
Ken Yaremchuk	C	6	0	0	0	0	0	0	0	0	0
GOALTENDER	POS	GP	W	L	GA	SV%	GAA	SO	PIM	MIN	
Ken Wregget	G	13	7	6	29	.921	2.29	1	4	761	
Allan Bester	G	1	0	0	1	.941	1.54	0	0	39	

GP	DATE	OPPONENT	RESULT
1	Apr 8	@ St. Louis	1-3 L
2	Apr 9	@ St. Louis	3-2 W (OT)
3	Apr 11	St. Louis	3-5 L
4	Apr 12	St. Louis	2-1 W
5	Apr 14	@ St. Louis	2-1 W
6	Apr 16	St. Louis	4-0 W

**TORONTO WON BEST-OF-SEVEN DIVISION  
SEMI-FINAL 4-2**

7	Apr 21	@ Detroit	4-2 W
8	Apr 23	@ Detroit	7-2 W
9	Apr 25	Detroit	2-4 L
10	Apr 27	Detroit	3-2 W (OT)
11	Apr 29	@ Detroit	0-3 L
12	May 1	Detroit	2-4 L
13	May 3	@ Detroit	0-3 L

**DETROIT WON BEST-OF-SEVEN DIVISION  
FINAL 4-3**

1988

PLAYER	POS	GP	G	A	PTS	+/-	PIM	PP	SH	GW	S
Ed Olczyk	C	6	5	4	9	1	2	1	1	1	17
Al Iafrate	D	6	3	4	7	-4	6	2	0	0	12
Tom Fergus	C	6	2	3	5	0	2	0	1	0	12
Todd Gill	D	6	1	3	4	1	20	1	0	0	9
Mark Osborne	L	6	1	3	4	3	16	0	0	1	9
Borje Salming	D	6	1	3	4	1	8	0	0	0	16
Russ Courtnall	R	6	2	1	3	-5	0	0	0	0	10
Mike Blaisdell	R	6	1	2	3	0	10	0	0	0	12
Peter Ilnacac	C	5	0	3	3	2	4	0	0	0	8
Gary Leeman	R	2	2	0	2	2	2	2	0	0	4
Greg Terrion	L	5	0	2	2	0	4	0	0	0	3
Ken Yaremchuk	C	6	0	2	2	-3	10	0	0	0	6
Daniel Marois	R	3	1	0	1	-1	0	0	0	0	5
Al Secord	L	6	1	0	1	-1	16	0	0	0	5
Vincent Damphousse	C	6	0	1	1	-3	10	0	0	0	4
Dale Degray	D	5	0	1	1	-3	16	0	0	0	11
Allan Bester	G	5	0	0	0	0	0	0	0	0	0
Brian Curran	D	6	0	0	0	0	41	0	0	0	1
Dan Daoust	C	4	0	0	0	-4	2	0	0	0	0
Miroslav Frycer	R	3	0	0	0	-3	6	0	0	0	2
Terry Johnson	D	3	0	0	0	-3	10	0	0	0	2
Rick Lanz	D	1	0	0	0	0	2	0	0	0	1
Sean McKenna	R	2	0	0	0	-4	0	0	0	0	5
Luke Richardson	D	2	0	0	0	-4	0	0	0	0	1
Ken Wregget	G	2	0	0	0	0	2	0	0	0	0
GOALTENDER	POS	GP	W	L	GA	SV%	GAA	SO	PIM	MIN	
Allan Bester	G	5	2	3	21	.844	4.98	0	0	253	
Ken Wregget	G	2	0	1	11	.823	6.11	0	2	108	

GP	DATE	OPPONENT	RESULT
1	Apr 6	@ Detroit	6-2 W
2	Apr 7	@ Detroit	2-6 L
3	Apr 9	Detroit	3-6 L
4	Apr 10	Detroit	0-8 L
5	Apr 12	@ Detroit	6-5 W (OT)
6	Apr 14	Detroit	3-5 L

**DETROIT WON BEST-OF-SEVEN DIVISION  
SEMI-FINAL 4-2**



# ALL-TIME PLAYOFF SCORING & GAME RESULTS



## 1990

PLAYER	POS	GP	G	A	PTS	+/-	PIM	PP	SH	GW	S
Gary Leeman	R	5	3	3	6	3	16	2	0	0	11
Mark Osborne	L	5	2	3	5	1	12	0	1	0	6
Daniel Marois	R	5	2	2	4	1	12	2	0	0	10
Tom Fergus	C	5	2	1	3	1	4	0	0	0	9
Ed Olczyk	C	5	1	2	3	3	14	0	0	0	15
Rob Ramage	D	5	1	2	3	1	20	0	0	0	21
Todd Gill	D	5	0	3	3	0	16	0	0	0	7
Tom Kurvers	D	5	0	3	3	-1	4	0	0	0	22
Scott Pearson	L	2	2	0	2	1	10	0	0	0	2
Wendel Clark	L	5	1	1	2	-2	19	0	0	0	14
Vincent Damphousse	C	5	0	2	2	1	2	0	0	0	10
Dave Hannan	C	3	1	0	1	-2	4	0	0	1	6
Brad Marsh	D	5	1	0	1	1	2	0	0	0	3
Brian Curran	D	5	0	1	1	-1	19	0	0	0	2
Dan Daoust	C	5	0	1	1	1	20	0	0	0	5
Lou Franceschetti	R	5	0	1	1	-3	26	0	0	0	5
John Kordic	R	5	0	1	1	-1	33	0	0	0	2
Allan Bester	G	4	0	0	0	0	0	0	0	0	0
John McIntyre	C	2	0	0	0	0	2	0	0	0	0
Jeff Reese	G	2	0	0	0	0	0	0	0	0	0
Dave Reid	L	3	0	0	0	-2	0	0	0	0	1
Luke Richardson	D	5	0	0	0	-1	22	0	0	0	5
GOALTENDER	POS	GP	W	L	GA	SV%	GAA	SO	PIM	MIN	
Allan Bester	G	4	0	3	14	.883	4.29	0	0	196	
Jeff Reese	G	2	1	1	6	.880	3.33	0	0	108	

GP	DATE	OPPONENT	RESULT
1	Apr 4	@ St. Louis	2-4 L
2	Apr 6	@ St. Louis	2-4 L
3	Apr 8	St. Louis	5-6 L (OT)
4	Apr 10	St. Louis	4-2 W
5	Apr 12	@ St. Louis	3-4 L

**ST. LOUIS WON BEST-OF-SEVEN DIVISION**  
**SEMI-FINAL 4-1**

## 1993

PLAYER	POS	GP	G	A	PTS	+/-	PIM	PP	SH	GW	S
Doug Gilmour	C	21	10	25	35	16	30	4	0	1	51
Wendel Clark	L	21	10	10	20	15	51	2	0	1	71
Dave Andreychuk	L	21	12	7	19	6	35	4	0	3	72
Glenn Anderson	R	21	7	11	18	7	31	0	0	2	46
Dave Ellett	D	21	4	8	12	4	8	2	0	0	62
Bob Rouse	D	21	3	8	11	3	29	1	0	1	33
Todd Gill	D	21	1	10	11	1	26	0	0	0	41
Mike Krushelnyski	L/C	16	3	7	10	4	8	1	0	0	29
Nikolai Borschevsky	R	16	2	7	9	2	0	0	0	1	30
Mike Foligno	R	18	2	6	8	9	42	1	0	2	36
Sylvain Lefebvre	D	21	3	3	6	9	20	0	0	0	27
Jamie Macoun	D	21	0	6	6	7	36	0	0	0	43
John Cullen	C	12	2	3	5	-1	0	1	0	0	10
Rob Pearson	R	14	2	2	4	-9	31	0	0	0	24
Peter Zezel	C	20	2	1	3	-6	6	0	0	0	40
Mike Eastwood	C	10	1	2	3	-1	8	0	0	0	6
Dmitri Mironov	D	14	1	2	3	-4	2	1	0	0	11
Bill Berg	L	21	1	1	2	1	18	0	0	0	30
Mark Osborne	L	19	1	1	2	-6	16	0	0	0	34
Ken Baumgartner	L	7	1	0	1	1	0	0	0	0	2
Kent Manderville	C	18	1	0	1	-1	8	0	0	0	17
Dave McLlwain	C/R	4	0	0	0	-4	0	0	0	0	3
Felix Potvin	G	21	0	0	0	0	6	0	0	0	0
Daren Puppa	G	1	0	0	0	0	2	0	0	0	0
GOALTENDER	POS	GP	W	L	GA	SV%	GAA	SO	PIM	MIN	
Felix Potvin	G	21	11	10	62	.903	2.84	1	6	1308	
Daren Puppa	G	1	0	0	1	.857	3.00	0	2	20	

GP	DATE	OPPONENT	RESULT
1	Apr 19	@ Detroit	3-6 L
2	Apr 21	@ Detroit	2-6 L
3	Apr 23	Detroit	4-2 W
4	Apr 25	Detroit	3-2 W
5	Apr 27	@ Detroit	5-4 W (OT)
6	Apr 29	Detroit	3-7 L
7	May 1	@ Detroit	4-3 W (OT)

**TORONTO WON BEST-OF-SEVEN DIVISION**  
**SEMI-FINAL 4-3**

GP	DATE	OPPONENT	RESULT
8	May 3	St. Louis	2-1 W (OT)
9	May 5	St. Louis	1-2 L (OT)
10	May 7	@ St. Louis	3-4 L
11	May 9	@ St. Louis	4-1 W
12	May 11	St. Louis	5-1 W
13	May 13	@ St. Louis	1-2 L
14	May 15	St. Louis	6-0 W

**TORONTO WON BEST-OF-SEVEN DIVISION**  
**FINAL 4-3**

GP	DATE	OPPONENT	RESULT
15	May 17	Los Angeles	4-1 W
16	May 19	Los Angeles	2-3 L
17	May 21	@ Los Angeles	2-4 L
18	May 23	@ Los Angeles	4-2 W
19	May 25	Los Angeles	3-2 W (OT)
20	May 27	@ Los Angeles	4-5 L (OT)
21	May 29	Los Angeles	4-5 L

**LOS ANGELES WON BEST-OF-SEVEN**  
**CONFERENCE FINAL 4-3**

# ALL-TIME PLAYOFF SCORING & GAME RESULTS

1994

PLAYER	POS	GP	G	A	PTS	+/-	PIM	PP	SH	GW	S
Doug Gilmour	C	18	6	22	28	3	42	5	0	1	31
Dave Ellett	D	18	3	15	18	1	31	3	0	0	33
Wendel Clark	L	18	9	7	16	0	24	2	0	1	72
Dmitri Mironov	D	18	6	9	15	-3	6	6	0	0	29
Mike Gartner	R	18	5	6	11	3	14	1	0	3	53
Dave Andreychuk	L	18	5	5	10	-3	16	3	1	0	50
Mark Osborne	L	18	4	2	6	1	52	0	2	1	23
Peter Zezel	C	18	2	4	6	-2	8	0	0	1	32
Todd Gill	D	18	1	5	6	1	37	0	0	1	20
Mike Eastwood	C	18	3	2	5	-5	12	1	0	1	22
Nikolai Borschevsky	R	15	2	2	4	-5	4	1	0	0	26
Bill Berg	L	18	1	2	3	-1	10	0	0	0	26
Sylvain Lefebvre	D	18	0	3	3	-3	16	0	0	0	26
Bob Rouse	D	18	0	3	3	-4	29	0	0	0	30
Jamie Macoun	D	18	1	1	2	-4	12	0	0	0	35
Kent Manderville	C	12	1	0	1	-1	4	0	1	0	13
Rob Pearson	R	14	1	0	1	-5	32	0	0	0	21
Ken Baumgartner	L	10	0	0	0	-1	18	0	0	0	3
John Cullen	C	3	0	0	0	0	0	0	0	0	3
Chris Govedaris	L	2	0	0	0	-1	0	0	0	0	2
Darby Hendrickson	C	2	0	0	0	-1	0	0	0	0	1
Mike Krushelnyski	L/C	6	0	0	0	-2	0	0	0	0	4
Eric Lacroix	L	2	0	0	0	-1	0	0	0	0	0
Ken McRae	C	6	0	0	0	-2	4	0	0	0	3
Felix Potvin	G	18	0	0	0	0	4	0	0	0	0
Damian Rhodes	G	1	0	0	0	0	0	0	0	0	0

GOALTENDER	POS	GP	W	L	GA	SV%	GAA	SO	PIM	MIN
Felix Potvin	G	18	9	9	46	.912	2.46	3	4	1124
Damian Rhodes	G	1	0	0	0	.000	0.00	0	0	1

GP	DATE	OPPONENT	RESULT
1	Apr 18	Chicago	5-1W
2	Apr 20	Chicago	1-0W (OT)
3	Apr 23	@ Chicago	4-5L
4	Apr 24	@ Chicago	3-4L (OT)
5	Apr 26	Chicago	1-0W
6	Apr 28	@ Chicago	1-0W

**TORONTO WON BEST-OF-SEVEN**  
**CONFERENCE QUARTER-FINAL 4-2**

7	May 2	San Jose	2-3L
8	May 4	San Jose	5-1W
9	May 6	@ San Jose	2-5L
10	May 8	@ San Jose	8-3W
11	May 10	@ San Jose	2-5L
12	May 12	San Jose	3-2W (OT)
13	May 14	San Jose	4-2W

**TORONTO WON BEST-OF-SEVEN**  
**CONFERENCE SEMI-FINAL 4-3**

14	May 16	Vancouver	3-2W (OT)
15	May 18	Vancouver	3-4L
16	May 20	@ Vancouver	0-4L
17	May 22	@ Vancouver	0-2L
18	May 24	@ Vancouver	3-4L (OT)

**VANCOUVER WON BEST-OF-SEVEN**  
**CONFERENCE FINAL 4-1**

1995

PLAYER	POS	GP	G	A	PTS	+/-	PIM	PP	SH	GW	S
Mats Sundin	C	7	5	4	9	-2	4	2	0	1	27
Doug Gilmour	C	7	0	6	6	2	6	0	0	0	8
Dave Andreychuk	L	7	3	2	5	3	25	2	0	0	19
Mike Ridley	C	7	3	1	4	-3	2	1	0	1	11
Mike Gartner	R	5	2	2	4	4	2	0	0	0	10
Dmitri Mironov	D	6	2	1	3	-1	2	1	0	0	11
Jamie Macoun	D	7	1	2	3	0	8	0	0	0	15
Todd Gill	D	7	0	3	3	-4	6	0	0	0	16
Randy Wood	L/C	7	2	0	2	-2	6	1	0	1	14
Paul DiPietro	C	7	1	1	2	-3	0	0	0	0	9
Dave Ellett	D	7	0	2	2	-5	0	0	0	0	18
Tie Domi	R	7	1	0	1	-2	0	0	0	0	7
Bill Berg	L	7	0	1	1	-3	4	0	0	0	6
Mike Craig	R	2	0	1	1	0	2	0	0	0	7
Garth Butcher	D	7	0	0	0	0	8	0	0	0	6
Benoit Hogue	C	7	0	0	0	-4	6	0	0	0	6
Grant Jennings	D	4	0	0	0	-3	0	0	0	0	4
Kenny Jonsson	D	4	0	0	0	-2	0	0	0	0	3
Kent Manderville	C	7	0	0	0	-3	6	0	0	0	6
Felix Potvin	G	7	0	0	0	0	0	0	0	0	0
Warren Rychel	L	3	0	0	0	-2	0	0	0	0	2
Rich Sutter	R	4	0	0	0	-3	2	0	0	0	0

GOALTENDER	POS	GP	W	L	GA	SV%	GAA	SO	PIM	MIN
Felix Potvin	G	7	3	4	20	.921	2.83	1	0	424

GP	DATE	OPPONENT	RESULT
1	May 7	@ Chicago	5-3W
2	May 9	@ Chicago	3-0W
3	May 11	Chicago	2-3L
4	May 13	Chicago	1-3L
5	May 15	@ Chicago	2-4L
6	May 17	Chicago	5-4W (OT)
7	May 19	@ Chicago	2-5L

**CHICAGO WON BEST-OF-SEVEN**  
**CONFERENCE QUARTER-FINAL 4-3**



# ALL-TIME PLAYOFF SCORING & GAME RESULTS



## 1996

PLAYER	POS	GP	G	A	PTS	+/-	PIM	PP	SH	GW	S
Doug Gilmour	C	6	1	7	8	-4	12	1	0	0	15
Mike Gartner	R	6	4	1	5	-5	4	2	0	1	18
Kirk Muller	L	6	3	2	5	-1	0	2	0	0	12
Mats Sundin	C	6	3	1	4	-8	4	2	0	1	23
Wendel Clark	L	6	2	2	4	-6	2	1	0	0	17
Mathieu Schneider	D	6	0	4	4	-7	8	0	0	0	13
Todd Warriner	L	6	1	1	2	0	2	0	0	0	13
Tie Domi	R	6	0	2	2	0	4	0	0	0	4
Dave Gagner	C	6	0	2	2	-5	6	0	0	0	8
Jamie Macoun	D	6	0	2	2	3	8	0	0	0	10
Larry Murphy	D	6	0	2	2	-8	4	0	0	0	16
Mark Kolesar	L	3	1	0	1	1	2	0	1	0	2
Don Beaupre	G	2	0	0	0	0	0	0	0	0	0
Brandon Convery	C	5	0	0	0	0	2	0	0	0	4
Mike Craig	R	6	0	0	0	0	18	0	0	0	7
Dave Ellett	D	6	0	0	0	-5	4	0	0	0	16
Todd Gill	D	6	0	0	0	-2	24	0	0	0	9
Nick Kypreos	L	5	0	0	0	0	4	0	0	0	5
Felix Potvin	G	6	0	0	0	0	2	0	0	0	0
Wayne Presley	R	5	0	0	0	0	2	0	0	0	4
Dmitry Yushkevich	D	4	0	0	0	1	0	0	0	0	3
Rob Zettler	D	2	0	0	0	0	0	0	0	0	1
GOALTENDER	POS	GP	W	L	GA	SV%	GAA	SO	PIM	MIN	
Felix Potvin	G	6	2	4	19	.904	3.26	0	2	350	
Don Beaupre	G	2	0	0	2	.846	6.00	0	0	20	

GP	DATE	OPPONENT	RESULT
1	Apr 16	St. Louis	1-3 L
2	Apr 18	St. Louis	5-4 W (OT)
3	Apr 21	@ St. Louis	2-3 L (OT)
4	Apr 23	@ St. Louis	1-5 L
5	Apr 25	St. Louis	5-4 W (OT)
6	Apr 27	@ St. Louis	1-2 L

**ST. LOUIS WON BEST-OF-SEVEN  
CONFERENCE QUARTER-FINAL 4-2**

## 1999

PLAYER	POS	GP	G	A	PTS	+/-	PIM	PP	SH	GW	S
Mats Sundin	C	17	8	8	16	2	16	3	0	2	44
Sergei Berezin	L	17	6	6	12	0	4	2	0	2	65
Steve Thomas	R	17	6	3	9	-1	12	2	0	1	41
Yanic Perreault	C	17	3	6	9	-6	6	0	0	2	15
Lonny Bohonos	R	9	3	6	9	3	2	0	0	0	26
Bryan Berard	D	17	1	8	9	-10	8	1	0	0	29
Garry Valk	L	17	3	4	7	-1	22	0	0	1	14
Steve Sullivan	L	13	3	3	6	-3	14	2	0	0	21
Dmitry Yushkevich	D	17	1	5	6	7	22	1	0	0	17
Danny Markov	D	17	0	6	6	9	18	0	0	0	11
Mike Johnson	R	17	3	2	5	-1	4	0	0	1	26
Alexander Karpovtsev	D	14	1	3	4	-7	12	1	0	0	13
Derek King	L	16	1	3	4	0	4	0	0	0	26
Sylvain Cote	D	17	2	1	3	-3	10	0	0	0	19
Tomas Kaberle	D	14	0	3	3	0	2	0	0	0	14
Kris King	L	17	1	1	2	-1	25	0	0	0	15
Tie Domi	R	14	0	2	2	-1	24	0	0	0	7
Kevyn Adams	C	7	0	2	2	-2	14	0	0	0	9
Adam Mair	C	5	1	0	1	-1	14	0	0	0	3
Chris McAllister	L	6	0	1	1	-1	4	0	0	0	2
Ladislav Kohn	R	2	0	0	0	0	5	0	0	0	0
Freddy Modin	L	8	0	0	0	-2	6	0	0	0	11
Todd Warriner	L	9	0	0	0	0	2	0	0	0	12
Dallas Eakins	D	1	0	0	0	0	0	0	0	0	0
Igor Korolev	C	1	0	0	0	0	0	0	0	0	0
GOALTENDER	GP	W	LOT	GAA	SV%	SO	G	A	PIM	TOI	
Curtis Joseph	17	9	8	0	2.43	.907	1	0	0	2	1,010:38
Glenn Healy	1	0	0	0	0.00	1.000	0	0	0	0	20:00

GP	DATE	OPPONENT	RESULT
1	Apr 22	Philadelphia	0-3 L
2	Apr 24	Philadelphia	2-1 W
3	Apr 26	@ Philadelphia	2-1 W
4	Apr 28	@ Philadelphia	2-5 L
5	Apr 30	Philadelphia	2-1 W (OT)
6	May 2	@ Philadelphia	1-0 W

**TORONTO WON BEST-OF-SEVEN  
CONFERENCE QUARTER-FINAL 4-2**

7	May 7	Pittsburgh	0-2 L
8	May 9	Pittsburgh	4-2 W
9	May 11	@ Pittsburgh	3-4 L
10	May 13	@ Pittsburgh	3-2 W (OT)
11	May 15	Pittsburgh	4-1 W
12	May 17	@ Pittsburgh	4-3 W (OT)

**TORONTO WON BEST-OF-SEVEN  
CONFERENCE SEMI-FINAL 4-2**

13	May 23	Buffalo	4-5 L
14	May 25	Buffalo	6-3 W
15	May 27	@ Buffalo	2-4 L
16	May 29	@ Buffalo	2-5 L
17	May 31	Buffalo	2-4 L

**BUFFALO WON BEST-OF-SEVEN  
CONFERENCE FINAL 4-1**

# ALL-TIME PLAYOFF SCORING & GAME RESULTS

2000

PLAYER	POS	GP	G	A	PTS	+/-	PIM	PP	SH	GW	S
Steve Thomas	R	12	6	3	9	8	10	0	0	1	32
Sergei Berezin	L	12	4	4	8	2	0	0	0	1	37
Mats Sundin	C	12	3	5	8	8	10	0	0	1	20
Darcy Tucker	R	12	4	2	6	0	15	1	0	2	27
Jonas Hoglund	R	12	2	4	6	4	2	0	0	0	21
Tomas Kaberle	D	12	1	4	5	2	0	0	0	1	11
Igor Korolev	C	12	0	4	-1	-6	0	0	0	0	13
Garry Valk	L	12	1	2	3	2	14	0	0	0	18
Dmitri Khristich	R	12	1	2	3	-3	0	1	0	0	13
Alexander Karpovtsev	D	11	0	3	3	4	4	0	0	0	7
Danny Markov	D	12	0	3	3	3	10	0	0	0	7
Dmitry Yushkevich	D	12	1	1	2	4	4	0	0	0	19
Wendel Clark	L	6	1	1	2	2	4	0	0	0	15
Cory Cross	D	12	0	2	2	1	2	0	0	0	7
Kevyn Adams	C	12	1	0	1	-2	7	0	1	0	13
Jeff Farkas	C	3	1	0	1	2	0	0	0	0	3
Yanic Perreault	C	1	0	1	1	0	0	0	0	0	2
Gerald Diduck	D	10	0	1	1	-1	14	0	0	0	4
Tie Domi	R	12	0	1	1	-5	20	0	0	0	3
Adam Mair	C	5	0	0	0	-3	8	0	0	0	7
Alyn McCauley	C	5	0	0	0	-4	6	0	0	0	3
Kris King	L	1	0	0	0	0	2	0	0	0	0
Greg Andrusak	D	3	0	0	0	-1	2	0	0	0	2
Nik Antropov	C	3	0	0	0	1	4	0	0	0	2
GOALTENDER	GP	W	LOT	GAA	SV%	SO	G	A	PIM	TOI	
Curtis Joseph	12	6	6	0	2.06	.932	1	0	10	729:00	

GP	DATE	OPPONENT	RESULT
1	Apr 12	Ottawa	2-0 W
2	Apr 15	Ottawa	5-1 W
3	Apr 17	@ Ottawa	3-4 L
4	Apr 19	@ Ottawa	1-2 L
5	Apr 22	Ottawa	2-1 W (OT)
6	Apr 24	@ Ottawa	4-2 W
<b>TORONTO WON BEST-OF-SEVEN</b>			
<b>CONFERENCE QUARTER-FINAL 4-2</b>			
7	Apr 27	New Jersey	2-1 W
8	Apr 29	New Jersey	0-1 L
9	May 1	@ New Jersey	1-5 L
10	May 3	@ New Jersey	3-2 W
11	May 6	New Jersey	3-4 L
12	May 8	@ New Jersey	0-3 L
<b>NEW JERSEY WON BEST-OF-SEVEN</b>			
<b>CONFERENCE SEMI-FINAL 4-2</b>			

2001

PLAYER	POS	GP	G	A	PTS	+/-	PIM	PP	SH	GW	S
Mats Sundin	C	11	6	7	13	5	14	2	1	1	42
Gary Roberts	L	11	2	9	11	5	0	0	0	0	15
Steve Thomas	R	11	6	3	9	4	4	4	0	0	27
Sergei Berezin	L	11	2	5	7	1	2	0	0	2	24
Yanic Perreault	C	11	2	3	5	2	4	1	0	1	9
Bryan McCabe	D	11	2	3	5	5	16	1	0	0	17
Tomas Kaberle	D	11	1	3	4	4	0	0	0	1	17
Dmitry Yushkevich	D	11	0	4	4	-4	12	0	0	0	10
Cory Cross	D	11	2	1	3	-1	10	0	0	1	7
Nik Antropov	C	9	2	1	3	2	12	1	0	1	10
Danny Markov	D	11	1	1	2	-3	12	0	0	0	7
Shayne Corson	L	11	1	1	2	-1	14	0	0	0	12
Darcy Tucker	R	11	0	2	2	-2	6	0	0	0	17
Aki Berg	D	11	0	2	2	1	4	0	0	0	9
Garry Valk	L	5	1	0	1	-1	2	0	0	0	6
Tie Domi	R	8	0	1	1	0	20	0	0	0	3
Jonas Hoglund	R	10	0	0	0	-4	4	0	0	0	8
Alyn McCauley	C	10	0	0	0	-4	2	0	0	0	3
Dave Manson	D	2	0	0	0	0	2	0	0	0	0
Igor Korolev	C	11	0	0	0	-3	0	0	0	0	4
GOALTENDER	GP	W	LOT	GAA	SV%	SO	G	A	PIM	TOI	
Curtis Joseph	11	7	4	2	2.10	.927	3	0	0	4	684:56

GP	DATE	OPPONENT	RESULT
1	Apr 13	@ Ottawa	1-0 W (OT)
2	Apr 14	@ Ottawa	3-0 W
3	Apr 16	Ottawa	3-2 W (OT)
4	Apr 18	Ottawa	3-1 W
<b>TORONTO WON BEST-OF-SEVEN</b>			
<b>CONFERENCE QUARTER-FINAL 4-0</b>			
5	Apr 26	@ New Jersey	2-0 W
6	Apr 28	@ New Jersey	5-6 L (OT)
7	May 1	New Jersey	2-3 L (OT)
8	May 3	New Jersey	3-1 W
9	May 5	@ New Jersey	3-2 W
10	May 7	New Jersey	2-4 L
11	May 9	@ New Jersey	1-5 L
<b>NEW JERSEY WON BEST-OF-SEVEN</b>			
<b>CONFERENCE SEMI-FINAL 4-3</b>			



# ALL-TIME PLAYOFF SCORING & GAME RESULTS



## 2002

PLAYER	POS	GP	G	A	PTS	+/-	PIM	PP	SH	GW	S
Gary Roberts	L	19	7	12	19	6	56	3	0	1	47
Alyn McCauley	C	20	5	10	15	3	4	1	0	2	48
Alexander Mogilny	R	20	8	3	11	1	8	2	0	2	59
Bryan McCabe	D	20	5	5	10	4	30	3	0	1	64
Jonas Hoglund	R	20	4	6	10	-3	2	3	0	1	50
Tomas Kaberle	D	20	2	8	10	7	16	0	0	0	29
Travis Green	C	20	3	6	9	5	34	0	0	1	35
Darcy Tucker	R	17	4	4	8	-1	38	1	0	1	31
Mats Sundin	C	8	2	5	7	5	4	0	0	0	21
Shayne Corson	L	19	1	6	7	-2	33	0	0	0	37
Tie Domi	R	19	1	3	4	0	61	0	0	1	25
Karel Pilar	D	11	0	4	4	-3	12	0	0	0	12
Robert Reichel	C	18	0	3	3	-6	4	0	0	0	22
Nathan Dempsey	D	6	0	2	2	1	0	0	0	0	7
Wade Belak	R	16	1	0	1	4	18	0	0	0	6
Garry Valk	L	11	1	0	1	-1	4	0	0	0	9
Aki Berg	D	20	0	1	1	0	37	0	0	0	10
Paul Healey	R	18	0	1	1	2	2	0	0	0	15
Bob Wren	L	1	0	0	0	0	0	0	0	0	0
Mikael Renberg	R	3	0	0	0	1	2	0	0	0	6
Don MacLean	C	3	0	0	0	0	0	0	0	0	0
Cory Cross	D	12	0	0	0	-1	8	0	0	0	8
Jyrki Lumme	D	14	0	0	0	-2	4	0	0	0	9
Jeff Farkas	C	2	0	0	0	0	0	0	0	0	0
Alexei Ponikarovsky	L	10	0	0	0	0	4	0	0	0	7
Anders Eriksson	D	10	0	0	0	-3	0	0	0	0	11

GP	DATE	OPPONENT	RESULT
1	Apr 18	NY Islanders	3-1 W
2	Apr 20	NY Islanders	2-0 W
3	Apr 23 @	NY Islanders	1-6 L
4	Apr 24 @	NY Islanders	3-4 L
5	Apr 26	NY Islanders	6-3 W
6	Apr 28 @	NY Islanders	3-5 L
7	Apr 30	NY Islanders	4-2 W

### TORONTO WON BEST-OF-SEVEN CONFERENCE QUARTER-FINAL 4-3

8	May 2	Ottawa	0-5 L
9	May 4	Ottawa	3-2 W (OT)
10	May 6 @	Ottawa	2-3 L
11	May 8 @	Ottawa	2-1 W
12	May 10	Ottawa	2-4 L
13	May 12 @	Ottawa	4-3 W
14	May 14	Ottawa	3-0 W

### TORONTO WON BEST-OF-SEVEN CONFERENCE SEMI-FINAL 4-3

15	May 16 @	Carolina	2-1 W
16	May 19 @	Carolina	1-2 L (OT)
17	May 21	Carolina	1-2 L (OT)
18	May 23	Carolina	0-3 L
19	May 25 @	Carolina	1-0 W
20	May 28	Carolina	1-2 L (OT)

### CAROLINA WON BEST-OF-SEVEN CONFERENCE FINAL 4-2

GOALTENDER	GP	W	L	OT	GAA	SV%	SO	G	A	PIM	TOI
Curtis Joseph	20	10	10	3	2.30	.914	3	0	0	4	1,253:13
Corey Schwab	1	0	0	0	0.00	1.000	0	0	0	0	12:22

## 2003

PLAYER	POS	GP	G	A	PTS	+/-	PIM	PP	SH	GW	S
Alexander Mogilny	R	6	5	2	7	2	4	0	1	0	13
Mats Sundin	C	7	1	3	4	-1	6	1	0	0	16
Travis Green	C	4	2	1	3	3	4	0	1	1	6
Robert Reichel	C	7	2	1	3	-4	0	0	0	0	16
Tomas Kaberle	D	7	2	1	3	-6	0	1	0	1	11
Darcy Tucker	R	6	0	3	3	1	6	0	0	0	13
Bryan McCabe	D	7	0	3	3	-3	10	0	0	0	16
Robert Svehla	D	7	0	3	3	-5	2	0	0	0	14
Aki Berg	D	7	1	1	2	1	2	0	0	0	5
Gary Roberts	L	7	1	1	2	-4	8	0	0	0	13
Jyrki Lumme	D	7	0	2	2	4	4	0	0	0	7
Owen Nolan	R	7	0	2	2	-4	2	0	0	0	15
Mikael Renberg	R	7	1	0	1	-4	8	1	0	1	3
Tie Domi	R	7	1	0	1	0	13	0	0	0	11
Glen Wesley	D	5	0	1	1	0	2	0	0	0	5
Jonas Hoglund	R	7	0	1	1	-1	0	0	0	0	4
Tom Fitzgerald	R	7	0	1	1	-2	4	0	0	0	12
Paul Healey	R	4	0	1	1	1	2	0	0	0	3
Wade Belak	R	2	0	0	0	-2	4	0	0	0	0
Shayne Corson	L	2	0	0	0	-2	2	0	0	0	1
Phil Housley	D	3	0	0	0	-3	0	0	0	0	0
Nik Antropov	C	3	0	0	0	-3	0	0	0	0	5

GP	DATE	OPPONENT	RESULT
1	Apr 9 @	Philadelphia	5-3 W
2	Apr 11 @	Philadelphia	1-4 L
3	Apr 14	Philadelphia	4-3 W (OT)
4	Apr 16	Philadelphia	2-3 L (OT)
5	Apr 19 @	Philadelphia	1-4 L
6	Apr 21	Philadelphia	2-1 W (OT)
7	Apr 22 @	Philadelphia	1-6 L

### PHILADELPHIA WON BEST-OF-SEVEN CONFERENCE QUARTER-FINAL 4-3

GOALTENDER	GP	W	L	OT	GAA	SV%	SO	G	A	PIM	TOI
Ed Belfour	7	3	4	1	2.71	.915	0	0	0	4	531:50

# ALL-TIME PLAYOFF SCORING & GAME RESULTS

## 2004

PLAYER	POS	GP	G	A	PTS	+/-	PIM	PP	SH	GW	S
Mats Sundin	C	9	4	5	9	-2	8	0	0	1	19
Gary Roberts	L	13	4	4	8	-3	10	2	0	1	19
Bryan McCabe	D	13	3	5	8	0	14	2	0	0	26
Brian Leetch	D	13	0	8	8	1	6	0	0	0	23
Joe Nieuwendyk	C	9	6	0	6	0	4	1	0	2	23
Alexander Mogilny	R	13	2	4	6	-1	8	0	0	0	16
Tie Domi	R	13	2	2	4	4	41	0	0	1	27
Alexei Ponikarovsky	L	13	1	3	4	-1	8	0	0	1	23
Ron Francis	C	12	0	4	4	0	2	0	0	0	14
Chad Kilger	L	13	2	1	3	0	0	0	0	0	16
Tomas Kaberle	D	13	0	3	3	1	6	0	0	0	14
Darcy Tucker	R	12	2	0	2	-3	14	1	0	0	16
Nik Antropov	C	13	0	2	2	1	18	0	0	0	18
Robert Reichel	C	12	0	2	2	4	8	0	0	0	18
Karel Pilar	D	1	1	0	1	1	0	0	0	0	2
Clarke Wilms	C	5	0	1	1	-1	2	0	0	0	5
Aki Berg	D	10	0	0	0	-3	2	0	0	0	7
Wade Belak	R	4	0	0	0	0	14	0	0	0	0
Mikael Renberg	R	2	0	0	0	0	4	0	0	0	2
Ken Klee	D	11	0	0	0	-1	6	0	0	0	6
Bryan Marchment	D	13	0	0	0	0	8	0	0	0	2
Calle Johansson	D	4	0	0	0	-1	2	0	0	0	3
Tom Fitzgerald	R	10	0	0	0	0	6	0	0	0	9
Matt Stajan	C	3	0	0	0	0	2	0	0	0	3
<b>GOALTENDER</b>	<b>GP</b>	<b>W</b>	<b>L</b>	<b>OT</b>	<b>GAA</b>	<b>SV%</b>	<b>SO</b>	<b>G</b>	<b>A</b>	<b>PIM</b>	<b>TOI</b>
Ed Belfour	13	6	7	2	2.09	.929	3	0	0	8	773:47
Trevor Kidd	1	0	0	0	1.82	.909	0	0	0	0	32:57

GP	DATE	OPPONENT	RESULT
1	Apr 8	Ottawa	2-4 L
2	Apr 10	Ottawa	2-0 W
3	Apr 12	@ Ottawa	2-0 W
4	Apr 14	@ Ottawa	1-4 L
5	Apr 16	Ottawa	2-0 W
6	Apr 18	@ Ottawa	1-2 L (OT)
7	Apr 20	Ottawa	4-1 W
<b>TORONTO WON BEST-OF-SEVEN</b>			
<b>CONFERENCE QUARTER-FINAL 4-3</b>			
8	Apr 22	@ Philadelphia	1-3 L
9	Apr 25	@ Philadelphia	1-2 L
10	Apr 28	Philadelphia	4-1 W
11	Apr 30	Philadelphia	3-1 W
12	May 2	@ Philadelphia	2-7 L
13	May 4	Philadelphia	2-3 L (OT)

### PHILADELPHIA WON BEST-OF-SEVEN CONFERENCE SEMI-FINAL 4-2

## 2013

PLAYER	POS	GP	G	A	PTS	+/-	PIM	PP	SH	GW	S
James van Riemsdyk	L	7	2	5	7	-1	4	1	0	0	33
Phil Kessel	R	7	4	2	6	3	2	1	0	2	29
Cody Franson	D	7	3	3	6	0	0	1	0	0	15
Jake Gardiner	D	6	1	4	5	-3	0	1	0	0	9
Jeffrey Lupul	L	7	3	1	4	-1	4	1	0	0	27
Nazem Kadri	C	7	1	3	4	5	10	0	0	0	14
Clarke MacArthur	L	5	2	1	3	-1	2	0	0	1	7
Dion Phaneuf	D	7	1	2	3	-6	6	0	0	0	16
Tyler Bozak	C	5	1	1	2	0	4	0	1	0	13
Mikhail Grabovski	C	7	0	2	2	-10	2	0	0	0	16
Matt Frattin	R	6	0	2	2	-1	0	0	0	0	12
Carl Gunnarsson	D	7	0	1	1	-7	0	0	0	0	7
Mark Fraser	D	4	0	1	1	1	7	0	0	0	4
Ryan Hamilton	L	2	0	1	1	0	0	0	0	0	3
Nikolai Kulemin	L	7	0	1	1	-9	0	0	0	0	9
Michael Kostka	D	1	0	0	0	-3	0	0	0	0	0
Joe Colborne	C	2	0	0	0	0	0	0	0	0	3
Frazer McLaren	L	1	0	0	0	0	2	0	0	0	1
Leo Komarov	C	7	0	0	0	0	17	0	0	0	5
Ryan O'Byrne	D	6	0	0	0	2	4	0	0	0	0
Jay McClement	C	7	0	0	0	-4	0	0	0	0	4
Colton Orr	R	7	0	0	0	-1	18	0	0	0	4
John-Michael Liles	D	4	0	0	0	4	2	0	0	0	3
<b>GOALTENDER</b>	<b>GP</b>	<b>W</b>	<b>L</b>	<b>OT</b>	<b>GAA</b>	<b>SV%</b>	<b>SO</b>	<b>G</b>	<b>A</b>	<b>PIM</b>	<b>TOI</b>
James Reimer	7	3	4	2	2.88	.923	0	0	0	0	438:26

GP	DATE	OPPONENT	RESULT
1	May 1	@ Boston	1-4 L
2	May 4	@ Boston	4-2 W
3	May 6	Boston	2-5 L
4	May 8	Boston	3-4 L (OT)
5	May 10	@ Boston	2-1 W
6	May 12	Boston	2-1 W
7	May 13	@ Boston	4-5 L (OT)

### BOSTON WON BEST-OF-SEVEN CONFERENCE QUARTER-FINAL 4-3

## 2017

PLAYER	POS	GP	G	A	PTS	+/-	PIM	PP	SH	GW	S
Auston Matthews	C	6	4	1	5	2	0	0	0	0	16
Morgan Rielly	D	6	1	4	5	1	2	1	0	0	16
Tyler Bozak	C	6	2	2	4	0	4	1	0	1	14
Mitchell Marner	R	6	1	3	4	1	0	0	0	0	9
Zach Hyman	L	6	1	3	4	0	4	0	0	0	13
William Nylander	C	6	1	3	4	4	2	0	0	0	23
James van Riemsdyk	L	6	2	1	3	3	0	1	0	0	23
Jake Gardiner	D	6	1	2	3	2	4	0	0	0	9
Kasperi Kapanen	R	6	2	0	2	-2	0	0	0	1	8
Nazem Kadri	C	6	1	1	2	0	8	0	0	0	18
Brian Boyle	C	6	0	2	2	-2	6	0	0	0	14
Matt Martin	L	6	0	2	2	-2	6	0	0	0	4
Matt Hunwick	D	6	0	1	1	-3	2	0	0	0	10
Leo Komarov	L	6	0	1	1	-1	2	0	0	0	10
Connor Brown	R	6	0	1	1	0	0	0	0	0	8
Roman Polak	D	2	0	0	0	1	0	0	0	0	1
Martin Marinčin	D	6	0	0	0	2	2	0	0	0	9
Nikita Zaitsev	D	4	0	0	0	-4	0	0	0	0	5
Connor Carrick	D	6	0	0	0	0	4	0	0	0	3
<b>GOALTENDER</b>	<b>GP</b>	<b>W</b>	<b>L</b>	<b>OT</b>	<b>GAA</b>	<b>SV%</b>	<b>SO</b>	<b>G</b>	<b>A</b>	<b>PIM</b>	<b>TOI</b>
Frederik Andersen	6	2	4	3	2.68	.915	0	0	0	0	402:46

GP	DATE	OPPONENT	RESULT
1	Apr 13	@ Washington	2-3 L (OT)
2	Apr 15	@ Washington	4-3 W (OT)
3	Apr 17	Washington	4-3 W (OT)
4	Apr 19	Washington	4-5 L
5	Apr 21	@ Washington	1-2 L (OT)
6	Apr 23	Washington	1-2 L (OT)

### WASHINGTON WON BEST-OF-SEVEN FIRST ROUND SERIES 4-2



# ALL-TIME PLAYOFF SCORING & GAME RESULTS

2018

PLAYER	POS	GP	G	A	PTS	+/-	PIM	PP	SH	GW	S
Mitch Marner	R	7	2	7	9	2	4	0	0	1	17
Patrick Marleau	L	7	4	1	5	0	4	1	0	0	14
Morgan Rielly	D	7	0	5	5	-2	4	0	0	0	9
James van Riemsdyk	L	7	3	1	4	-4	4	3	0	1	13
Tomas Plekanec	C	7	2	2	4	1	2	0	0	0	6
Tyler Bozak	C	7	2	2	4	-1	6	0	0	0	16
Zach Hyman	L	7	1	3	4	-3	4	0	0	0	10
William Nylander	R	7	1	3	4	-3	0	0	0	0	11
Connor Brown	R	7	1	2	3	0	0	0	0	0	6
Andreas Johnsson	L	6	1	1	2	2	2	0	0	0	7
Auston Matthews	C	7	1	1	2	-4	0	0	0	1	27
Nazem Kadri	C	4	0	2	2	0	19	0	0	0	8
Jake Gardiner	D	7	0	2	2	-6	2	0	0	0	13
Nikita Zaitsev	D	7	0	2	2	-3	2	0	0	0	9
Kasperi Kapanen	R	7	1	0	1	-3	0	0	1	0	6
Travis Dermott	D	7	1	0	1	-2	2	0	0	0	10
Ron Hainsey	D	7	0	1	1	0	4	0	0	0	4
Roman Polak	D	7	0	1	1	3	4	0	0	0	8
Dominic Moore	C	2	0	0	0	-1	0	0	0	0	1
Leo Komarov	L	2	0	0	0	-1	0	0	0	0	2

GP	DATE	OPPONENT	RESULT
1	Apr 12	@ Boston	1-5 L
2	Apr 14	@ Boston	3-7 L
3	Apr 16	Boston	4-2 W
4	Apr 19	Boston	3-1 L
5	Apr 21	@ Boston	4-3 W
6	Apr 23	Boston	3-1 W
7	Apr 25	@ Boston	7-4 L

**BOSTON WON BEST-OF-SEVEN FIRST ROUND SERIES 4-3**

GOALTENDER	GP	W	L	OT	GAA	SV%	SO	G	A	PIM	TOI
Frederik Andersen	7	3	3	0	3.76	.896	0	0	0	0	367:16
Curtis McElhinney	1	0	1	0	5.11	.826	0	0	0	0	47:22

2019

PLAYER	POS	GP	G	A	PTS	+/-	PIM	PP	SH	GW	S
Auston Matthews	C	7	5	1	6	-3	2	2	0	0	32
John Tavares	C	7	2	3	5	-5	0	0	0	0	21
Morgan Rielly	D	7	1	4	5	0	0	0	0	0	26
Mitch Marner	R	7	2	2	4	-4	2	0	1	1	19
Andreas Johnsson	L	7	1	3	4	-4	0	1	0	1	15
Travis Dermott	D	7	1	2	3	0	2	0	0	0	6
William Nylander	R	7	1	2	3	1	2	0	0	0	14
Nazem Kadri	C	2	1	1	2	1	19	0	0	0	3
Kasperi Kapanen	R	7	1	1	2	-1	2	0	0	1	18
Tyler Ennis	L	5	0	2	2	1	2	0	0	0	5
Jake Muzzin	D	7	0	2	2	-6	2	0	0	0	7
Jake Gardiner	D	7	0	2	2	-2	0	0	0	0	7
Patrick Marleau	C	7	0	2	2	1	2	0	0	0	8
Zach Hyman	L	7	1	0	1	-3	2	0	0	0	14
Trevor Moore	L	7	1	0	1	1	0	0	0	0	6
Ron Hainsey	D	7	0	1	1	5	2	0	0	0	8
Connor Brown	R	7	0	1	1	2	2	0	0	0	6
Frederik Gauthier	C	7	0	0	0	1	2	0	0	0	1
Nikita Zaitsev	D	7	0	0	0	-3	2	0	0	0	8

GP	DATE	OPPONENT	RESULT
1	Apr 11	@ Boston	4-1 W
2	Apr 13	@ Boston	4-1 L
3	Apr 15	Boston	3-2 W
4	Apr 17	Boston	6-4 L
5	Apr 19	@ Boston	2-1 W
6	Apr 21	Boston	4-2 L
7	Apr 23	@ Boston	5-1 L

**BOSTON WON BEST-OF-SEVEN FIRST ROUND SERIES 4-3**

GOALTENDER	GP	W	L	OT	GAA	SV%	SO	G	A	PIM	TOI
Frederik Andersen	7	3	4	0	2.75	.922	0	0	0	0	413:49

2020

PLAYER	POS	GP	G	A	PTS	+/-	PIM	PP	SH	GW	S
Auston Matthews	C	5	2	4	6	1	0	1	0	2	27
William Nylander	R	5	2	2	4	-3	0	1	0	0	10
Mitch Marner	R	5	0	4	4	-1	2	0	0	0	15
John Tavares	C	5	2	1	3	-3	0	0	0	0	24
Zach Hyman	L	5	1	2	3	0	0	0	0	0	13
Alexander Kerfoot	C	5	0	3	3	0	2	0	0	0	5
Kasperi Kapanen	R	5	0	2	2	-2	14	0	0	0	9
Nicholas Robertson	L	4	1	0	1	-1	2	0	0	0	7
Cody Ceci	D	5	1	0	1	0	4	0	1	0	5
Morgan Rielly	D	5	1	0	1	-1	2	0	0	0	17
Travis Dermott	D	5	0	1	1	-2	4	0	0	0	3
Andreas Johnsson	L	1	0	0	0	0	0	0	0	0	2
Frederik Gauthier	C	1	0	0	0	0	0	0	0	0	0
Jake Muzzin	D	2	0	0	0	0	2	0	0	0	3
Martin Marincin	D	3	0	0	0	-2	0	0	0	0	5
Pierre Engvall	L	4	0	0	0	0	0	0	0	0	10
Jason Spezza	C	5	0	0	0	0	9	0	0	0	7
Justin Holl	D	5	0	0	0	-3	2	0	0	0	6
Ilya Mikheyev	R	5	0	0	0	-1	0	0	0	0	10
Kyle Clifford	L	5	0	0	0	0	0	0	0	0	4
Tyson Barrie	D	5	0	0	0	-2	2	0	0	0	7

GP	DATE	OPPONENT	RESULT
1	Aug 2	Columbus	0-2 L
2	Aug 4	Columbus	3-0 W
3	Aug 6	@ Columbus	3-4 L (OT)
4	Aug 7	@ Columbus	4-3 W (OT)
5	Aug 9	Columbus	0-3 L

\*All games played at Scotiabank Arena in Toronto

**COLUMBUS WON BEST-OF-FIVE QUALIFYING ROUND SERIES 3-2**

GOALTENDER	GP	W	L	OT	GAA	SV%	SO	G	A	PIM	TOI
Frederik Andersen	5	2	3	0	1.84	.936	1	0	0	0	326:17





# ALL-TIME PLAYOFF SCORING & GAME RESULTS

 2021

PLAYER	POS	GP	G	A	PTS	+/-	PIM	PP	SH	GW	S	GP	DATE	OPPONENT	RESULT
William Nylander	R	7	5	3	8	3	4	1	0	1	21	1	May 20	Montreal	1-2 L
Alexander Kerfoot	C	7	1	5	6	3	4	0	0	0	11	2	May 22	Montreal	5-1 W
Jason Spezza	C	7	3	2	5	3	4	0	0	0	12	3	May 24	@ Montreal	2-1 W
Auston Matthews	C	7	1	4	5	1	0	0	0	1	35	4	May 25	@ Montreal	4-0 W
Alex Galchenyuk	C	6	1	3	4	2	4	0	0	0	6	5	May 27	Montreal	3-4 L (OT)
Mitch Marner	R	7	0	4	4	1	4	0	0	0	19	6	May 29	@ Montreal	2-3 L (OT)
Jake Muzzin	D	6	2	1	3	2	0	0	0	0	7	7	May 31	Montreal	1-3 L
Morgan Rielly	D	7	1	2	3	3	0	0	0	1	18	<b>MONTREAL WON BEST-OF-SEVEN FIRST ROUND SERIES 4-3</b>			
TJ Brodie	D	7	1	1	2	5	4	0	0	0	15				
Rasmus Sandin	D	5	1	0	1	-3	0	1	0	0	0				
Zach Hyman	L	7	1	0	1	2	4	0	0	0	25				
Joe Thornton	C	7	1	0	1	-3	2	1	0	0	0				
Nick Foligno	L	4	0	1	1	2	5	0	0	0	7				
Pierre Engvall	L	6	0	1	1	-1	12	0	0	0	11				
Zach Bogosian	D	7	0	1	1	-3	0	0	0	0	5				
Justin Holl	D	7	0	1	1	5	4	0	0	0	8				
Wayne Simmonds	R	7	0	1	1	0	2	0	0	0	9				
John Tavares	C	1	0	0	0	0	0	0	0	0	0				
Riley Nash	C	2	0	0	0	0	0	0	0	0	0				
Adam Brooks	C	2	0	0	0	-1	2	0	0	0	1				
Travis Dermott	D	3	0	0	0	-1	0	0	0	0	6				
Ilya Mikheyev	R	7	0	0	0	0	0	0	0	0	12				
GOALTENDER	GP	W	L	OT	GAA	SV%	SO	G	A	PIM	TOI				
Jack Campbell	7	3	4	2	1.81	.934	1	0	0	0	430:51				

 2022

PLAYER	POS	GP	G	A	PTS	+/-	PIM	PP	SH	GW	S	GP	DATE	OPPONENT	RESULT
Auston Matthews	C	7	4	5	9	1	0	1	0	1	29	11	May 2	Tampa Bay	5-0 W
Mitch Marner	R	7	2	6	8	3	2	0	0	0	21	2	May 4	Tampa Bay	3-5 L
William Nylander	R	7	3	4	7	1	4	1	0	0	23	3	May 6	@ Tampa Bay	5-2 W
John Tavares	C	7	3	3	6	0	2	1	0	0	14	4	May 8	@ Tampa Bay	3-7 L
Morgan Rielly	D	7	3	3	6	0	17	1	0	0	16	5	May 10	Tampa Bay	4-3 W
Ilya Mikheyev	R	7	2	2	4	0	6	0	0	0	16	6	May 12	@ Tampa Bay	3-4 L (OT)
Jake Muzzin	D	7	2	1	3	4	2	0	0	1	8	7	May 14	Tampa Bay	1-2 L
Michael Bunting	L	6	1	2	3	-1	4	0	0	0	6	<b>TAMPA BAY WON BEST-OF-SEVEN FIRST ROUND SERIES 4-3</b>			
Ondrej Kase	R	7	0	3	3	-1	6	0	0	0	10				
Pierre Engvall	L	7	0	3	3	0	14	0	0	0	12				
David Kampf	C	7	2	0	2	3	6	0	1	1	16				
Alexander Kerfoot	C	7	1	1	2	1	4	0	1	0	12				
Colin Blackwell	C	7	1	1	2	-2	0	0	0	0	7				
Mark Giordano	D	7	0	2	2	0	6	0	0	0	10				
TJ Brode	D	7	0	2	2	5	6	0	0	0	3				
Jason Spezza	C	5	0	1	1	-2	2	0	0	0	6				
Justin Holl	D	5	0	1	1	2	6	0	0	0	3				
Ilya Lyubushkin	D	7	0	1	1	-1	18	0	0	0	3				
Kyle Clifford	L	1	0	0	0	0	15	0	0	0	0				
Wayne Simmonds	R	2	0	0	0	-1	14	0	0	0	0				
Timothy Liljegren	D	2	0	0	0	2	0	0	0	0	1				
GOALTENDER	GP	W	L	OT	GAA	SV%	SO	G	A	PIM	TOI				
Jack Campbell	7	3	4	1	3.15	.897	1	0	0	0	400:15				
Erik Kallgren	1	0	0	0	0.00	1.000	0	0	0	0	31:46				



# ALL-TIME PLAYOFF SCORING & GAME RESULTS

2023

PLAYOFF HISTORY



PLAYER	POS	GP	G	A	PTS	+/-	PIM	PP	SH	GW	S
Mitch Marner	R	11	3	11	14	7	2	1	0	1	33
Morgan Rielly	D	11	4	8	12	11	6	0	0	1	24
Auston Matthews	C	11	5	6	11	2	7	1	0	0	49
William Nylander	R	11	4	6	10	-4	2	2	0	1	47
Ryan O'Reilly	C	11	3	6	9	-3	5	2	0	0	21
John Tavares	C	11	4	4	8	-1	4	1	0	1	44
Matthew Knies	L	7	1	3	4	3	4	0	0	0	7
Sam Lafferty	C	9	1	2	3	-1	2	0	0	0	8
Calle Järnkrok	C	11	1	2	3	1	0	0	0	0	10
TJ Brodie	D	11	0	3	3	-3	12	0	0	0	9
David Kämpf	C	11	0	3	3	-1	4	0	0	0	18
Alexander Kerfoot	C	11	2	0	2	1	4	1	0	1	13
Noel Acciari	C	11	2	0	2	-3	2	0	0	0	7
Michael Bunting	L	7	1	1	2	-1	15	0	0	0	9
Jake McCabe	D	11	0	2	2	-7	10	0	0	0	16
Mark Giordano	D	11	0	2	2	-7	7	0	0	0	14
Erik Gustafsson	D	2	1	0	1	0	0	0	0	0	3
Zach Aston-Reese	C	6	1	0	1	-2	0	0	0	0	4
Justin Holl	D	8	0	1	1	-7	11	0	0	0	6
Luke Schenn	D	11	0	1	1	8	11	0	0	0	14
Timothy Liljegren	D	5	0	0	0	-1	0	0	0	0	2

GP	DATE	OPPONENT	RESULT
1	Apr. 18	Tampa Bay	3-7 L
2	Apr. 20	Tampa Bay	7-2 W
3	Apr. 22	@ Tampa Bay	4-3 OTW
4	Apr. 24	@ Tampa Bay	5-4 OTW
5	Apr. 27	Tampa Bay	2-4 L
6	Apr. 29	@ Tampa Bay	2-1 OTW

**TORONTO WON BEST-OF-SEVEN FIRST ROUND SERIES 4-2**

GP	DATE	OPPONENT	RESULT
1	May 2	Florida	2-4 L
2	May 4	Florida	2-3 L
3	May 7	@ Florida	2-3 OTL
4	May 10	@ Florida	2-1 W
5	May 12	Florida	2-3 OTL

**FLORIDA WON BEST-OF-SEVEN SECOND ROUND SERIES 4-1**

GOALTENDER	GP	W	L	OT	GAA	SV%	SO	G	A	PIM	TOI
Ilya Samsonov	9	9	4	4	3.13	.898	0	0	0	0	498:09
Joseph Woll	4	2	1	2	2.43	.915	0	0	0	0	197:55





# ALL-TIME PLAYOFF RECORD BY TEAM



ATLANTA FLAMES (Calgary)	Series	Won	Lost	Games	Won	Lost	Tied	GF	GA
	1	1	0	2	2	0	0	9	5

1979 - Preliminary - Toronto won best-of-three series 2-0, outscoring Atlanta 9-5.

BOSTON BRUINS	Series	Won	Lost	Games	Won	Lost	Tied	GF	GA
	16	8	8	83	41	41	0	205	226

1933 - Semi-Final - Toronto won best-of-five series 3-2, outscoring Boston 9-7.  
 1935 - Semi-Final - Toronto won best-of-five series 3-1, outscoring Boston 7-2.  
 1936 - Quarter-Final - Toronto won two-game, total goal series 8-6.  
 1938 - Semi-Final - Toronto won best-of-five series 3-0, outscoring Boston 6-3.  
 1939 - Final - Boston won best-of-seven series 4-1, outscoring Toronto 12-6.  
 1941 - Semi-Final - Boston won best-of-seven series 4-3, Toronto outscored Boston 17-15.  
 1948 - Semi-Final - Toronto won best-of-seven series 4-1, outscoring Boston 20-13.  
 1949 - Semi-Final - Toronto won best-of-seven series 4-1, outscoring Boston 16-10.  
 1951 - Semi-Final - Toronto won best-of-seven series 4-1, with one game tied, outscoring Boston 17-5.  
 1959 - Semi-Final - Toronto won best-of-seven series 4-3, Boston outscored Toronto 21-20.  
 1969 - Quarter-Final - Boston won best-of-seven series 4-0, outscoring Toronto 24-5.  
 1972 - Quarter-Final - Boston won best-of-seven series 4-1, outscoring Toronto 18-10.  
 1974 - Quarter-Final - Boston won best-of-seven series 4-0, outscoring Toronto 17-9.  
 2013 - Quarter-Final - Boston won best-of-seven series 4-3, outscoring Toronto 22-18.  
 2018 - First Round - Boston won best-of-seven series, outscoring Toronto 28-20.  
 2019 - First Round - Boston won best-of-seven series, outscoring Toronto 23-17.

BUFFALO SABRES	Series	Won	Lost	Games	Won	Lost	Tied	GF	GA
	1	0	1	5	1	4	0	16	21

1999 - Conference Final - Buffalo won best-of-seven series 4-1, outscoring Toronto 21-16.

CAROLINA HURRICANES	Series	Won	Lost	Games	Won	Lost	Tied	GF	GA
	1	0	1	6	2	4	0	6	10

2002 - Conference Final - Carolina won best-of-seven series 4-2, outscoring Toronto 10-6.

CHICAGO BLACKHAWKS	Series	Won	Lost	Games	Won	Lost	Tied	GF	GA
	9	6	3	38	22	15	1	111	89

1931 - Quarter Final - Chicago won two-game, total-goal series 4-3.  
 1932 - Quarter-Final - Toronto won two-game, total-goal series 6-2.  
 1938 - Final - Chicago won best-of-five series 3-1, outscoring Toronto 10-8.  
 1940 - Quarter-Final - Toronto won best-of-three series 2-0, outscoring Chicago 5-3.  
 1962 - Final - Toronto won best-of-seven series 4-2, outscoring Chicago 18-15.  
 1967 - Semi-Final - Toronto won best-of-seven series 4-2, outscoring Chicago 18-14.  
 1986 - Preliminary - Toronto won best-of-five series 3-0, outscoring Chicago 18-9.  
 1994 - Conference Quarter-Final - Toronto won best-of-seven series 4-2, outscoring Chicago 15-10.  
 1995 - Conference Quarter-Final - Chicago won best-of-seven series 4-3, outscoring Toronto 22-20.

COLUMBUS BLUE JACKETS	Series	Won	Lost	Games	Won	Lost	Tied	GF	GA
	1	0	1	5	2	3	0	10	12

2020 - Qualifying Round - Columbus won best-of-five series, outscoring Toronto 12-10.

DETROIT RED WINGS	Series	Won	Lost	Games	Won	Lost	Tied	GF	GA
	23	12	11	117	58	59	0	311	321

1929 - Quarter-Final - Toronto won two-game, total-goal series 7-2.  
 1934 - Semi-Final - Detroit won best-of-five series 3-2, Toronto outscored Detroit 12-11.  
 1936 - Final - Detroit won best-of-five series 3-1, outscoring Toronto 18-11.  
 1939 - Semi-Final - Toronto won best-of-three series 2-1, outscoring Detroit 10-8.  
 1940 - Semi-Final - Toronto won best-of-three series 2-0, outscoring Detroit 5-2.  
 1942 - Final - Toronto won best-of-seven series 4-3, outscoring Detroit 25-19.  
 1943 - Semi-Final - Detroit won best-of-seven series 4-2, outscoring Toronto 20-17.  
 1945 - Final - Toronto won best-of-seven series 4-3, teams tied in scoring 9-9.  
 1947 - Semi-Final - Toronto won best-of-seven series 4-1, outscoring Detroit 18-14.  
 1948 - Final - Toronto won best-of-seven series 4-0, outscoring Detroit 18-7.  
 1949 - Final - Toronto won best-of-seven series 4-0, outscoring Detroit 12-5.  
 1950 - Semi-Final - Detroit won best-of-seven series 4-3, Toronto outscored Detroit 11-10.  
 1952 - Semi-Final - Detroit won best-of-seven series 4-0, outscoring Toronto 13-3.  
 1954 - Semi-Final - Detroit won best-of-seven series 4-1, outscoring Toronto 15-8.  
 1955 - Semi-Final - Detroit won best-of-seven series 4-0, outscoring Toronto 14-6.  
 1956 - Semi-Final - Detroit won best-of-seven series 4-1, outscoring Toronto 14-10.  
 1960 - Semi-Final - Toronto won best-of-seven series 4-2, outscoring Detroit 20-16.  
 1961 - Semi-Final - Detroit won best-of-seven series 4-1, outscoring Toronto 15-8.  
 1963 - Final - Toronto won best-of-seven series 4-1, outscoring Detroit 17-10.  
 1964 - Final - Toronto won best-of-seven series 4-3, outscoring Detroit 22-17.  
 1987 - Quarter-Final - Detroit won best-of-series 4-3, outscoring Toronto 20-18.  
 1988 - Preliminary - Detroit won best-of-seven series 4-2, outscoring Toronto 32-20.  
 1993 - Conference Quarter-Final - Toronto won best-of-seven series 4-3, Detroit outscored Toronto 30-24.

# ALL-TIME PLAYOFF RECORD BY TEAM

FLORIDA PANTHERS	Series	Won	Lost	Games	Won	Lost	Tied	GF	GA
	1	0	1	5	1	4	0	10	14
2023 - Florida won best-of-seven series 4-1, Florida outscoring Toronto 10-14									
LOS ANGELES KINGS	Series	Won	Lost	Games	Won	Lost	Tied	GF	GA
	3	2	1	12	7	5	0	41	31
1975 - Preliminary - Toronto won best-of-three series 2-1, outscoring Los Angeles 7-6.									
1978 - Preliminary - Toronto won best-of-three series 2-0, outscoring Los Angeles 11-3.									
1993 - Conference Final - Los Angeles won best-of-seven series 4-3, Toronto outscored Los Angeles 23-22.									
MINNESOTA NORTH STARS (Dallas)	Series	Won	Lost	Games	Won	Lost	Tied	GF	GA
	2	0	2	7	1	6	0	26	35
1980 - Preliminary - Minnesota won best-of-five series 3-0, outscoring Toronto 17-8.									
1983 - Quarter-Final - Minnesota won best-of-five series 3-1, both scoring 18 goals.									
MONTREAL CANADIENS	Series	Won	Lost	Games	Won	Lost	Tied	GF	GA
	16	7	9	78	32	46	0	178	229
1918 - NHL Final (O'Brien Cup) - Toronto Arenas won two-game, total goal series 10-6.									
1925 - Semi-Final - Montreal won two-game, total goal series 5-2.									
1944 - Semi-Final - Montreal won best-of-seven series 4-1, outscoring Toronto 23-6.									
1945 - Semi-Final - Toronto won best-of-seven series 4-2, Montreal outscored Toronto 21-15.									
1947 - Final - Toronto won best-of-seven series 4-2, teams tied in scoring 13-13.									
1951 - Final - Toronto won best-of-seven series 4-1, outscoring Montreal 13-10.									
1959 - Final - Montreal won best-of-seven series 4-1, outscoring Toronto 18-12.									
1960 - Final - Montreal won best-of-seven series 4-0, outscoring Toronto 15-5.									
1963 - Semi-Final - Toronto won best-of-seven series 4-1, outscoring Montreal 14-6.									
1964 - Semi-Final - Toronto won best-of-seven series 4-3, outscoring Montreal 17-14.									
1965 - Semi-Final - Montreal won best-of-seven series 4-2, outscoring Toronto 17-14.									
1966 - Semi-Final - Montreal won best-of-seven series 4-0, outscoring Toronto 15-6.									
1967 - Final - Toronto won best-of-seven series 4-2, outscoring Montreal 17-16.									
1978 - Semi-Final - Montreal won best-of-seven series 4-0, outscoring Toronto 16-6.									
1979 - Quarter-Final - Montreal won best-of-seven series 4-0, outscoring Toronto 19-10.									
2021 - First Round - Montreal won best-of-seven series, Toronto outscoring Montreal 18-14.									
NEW JERSEY DEVILS	Series	Won	Lost	Games	Won	Lost	Tied	GF	GA
	2	0	2	13	5	8	0	27	37
2000 - Conference Semi-Final - New Jersey won best-of-seven series 4-2, outscoring Toronto 16-9.									
2001 - Conference Semi-Final - New Jersey won best-of-seven series 4-3, outscoring Toronto 21-18.									
NEW YORK ISLANDERS	Series	Won	Lost	Games	Won	Lost	Tied	GF	GA
	3	2	1	17	8	9	0	42	54
1978 - Quarter-Final - Toronto won best-of-seven series 4-3, outscoring New York 16-13.									
1981 - Preliminary - New York won best-of-five series 3-0, outscoring Toronto 20-4.									
2002 - Conference Quarter-Final - Toronto won best-of-seven series 4-3, outscoring New York 22-21.									
NEW YORK RANGERS	Series	Won	Lost	Games	Won	Lost	Tied	GF	GA
	8	3	5	35	16	19	0	86	86
1929 - Semi-Final - New York won best-of-three series 2-0, outscoring Toronto 3-1.									
1932 - Final - Toronto won best-of-five series 3-0, outscoring New York 18-10.									
1933 - Final - New York won best-of-five series 3-1, outscoring Toronto 11-5.									
1937 - Quarter-Final - New York won best-of-three series 2-0, outscoring Toronto 5-1.									
1940 - Final - New York won best-of-seven series 4-2, outscoring Toronto 14-11.									
1942 - Semi-Final - Toronto won best-of-seven series 4-2, outscoring New York 13-12.									
1962 - Semi-Final - Toronto won best-of-seven series 4-2, outscoring New York 22-15.									
1971 - Quarter-Final - New York won best-of-seven series 4-2, outscoring Toronto 16-15.									
OTTAWA SENATORS	Series	Won	Lost	Games	Won	Lost	Tied	GF	GA
	4	4	0	24	16	8	0	57	42
2000 - Conference Quarter-Final - Toronto won best-of-seven series 4-2, outscoring Ottawa 17-10.									
2001 - Conference Quarter-Final - Toronto won best-of-seven series 4-0, outscoring Ottawa 10-3.									
2002 - Conference Semi-Final - Toronto won best-of-seven series 4-3, Ottawa outscored Toronto 18-16.									
2004 - Conference Quarter-Final - Toronto won best-of-seven series 4-3, outscoring Ottawa 14-11.									



# ALL-TIME PLAYOFF RECORD BY TEAM



PHILADELPHIA FLYERS	Series	Won	Lost	Games	Won	Lost	Tied	GF	GA
	6	1	5	36	14	22	0	85	119
1975 - Quarter-Final - Philadelphia won best-of-seven series 4-0, outscoring Toronto 15-6.									
1976 - Quarter-Final - Philadelphia won best-of-seven series 4-3, outscoring Toronto 33-23.									
1977 - Quarter-Final - Philadelphia won best-of-seven series 4-2, outscoring Toronto 19-18.									
1999 - Conference Quarter-Final - Toronto won best-of-seven series 4-2, Philadelphia outscored Toronto 11-9.									
2003 - Conference Quarter-Final - Philadelphia won best-of-seven series 4-3, outscoring Toronto 24-16.									
2004 - Conference Semi-Final - Philadelphia won best-of-seven series 4-2, outscoring Toronto 17-13.									
PITTSBURGH PENGUINS	Series	Won	Lost	Games	Won	Lost	Tied	GF	GA
	3	3	0	12	8	4	0	39	27
1976 - Preliminary - Toronto won best-of-three series 2-1, outscoring Pittsburgh 8-3.									
1977 - Preliminary - Toronto won best-of-three series 2-1, outscoring Pittsburgh 13-10.									
1999 - Conference Semi-Final - Toronto won best-of-seven series 4-2, outscoring Pittsburgh 18-14.									
ST. LOUIS BLUES	Series	Won	Lost	Games	Won	Lost	Tied	GF	GA
	5	2	3	31	14	17	0	90	88
1986 - Quarter-Final - St. Louis won best-of-seven series 4-3, outscoring Toronto 24-22.									
1987 - Preliminary - Toronto won best-of-seven series 4-2, outscoring St. Louis 15-12.									
1990 - Preliminary - St. Louis won best-of-seven series 4-1, outscoring Toronto 20-16.									
1993 - Conference Semi-Final - Toronto won best-of-seven series 4-3, outscoring St. Louis 22-11.									
1996 - Conference Quarter-Final - St. Louis won best-of-seven series 4-2, outscoring Toronto 21-15.									
SAN JOSE SHARKS	Series	Won	Lost	Games	Won	Lost	Tied	GF	GA
	1	1	0	7	4	3	0	26	21
1994 - Conference Semi-Final - Toronto won best-of-seven series 4-3, outscoring San Jose 26-21.									
TAMPA BAY LIGHTNING	Series	Won	Lost	Games	Won	Lost	Tied	GF	GA
	2	1	1	13	7	6	0	47	44
2022 - Tampa Bay won best-of-seven series 4-3, Toronto outscoring Tampa Bay 24-23.									
2023 - Toronto won best-of-seven series 4-2, Toronto outscoring Tampa Bay 23-21.									
VANCOUVER CANUCKS	Series	Won	Lost	Games	Won	Lost	Tied	GF	GA
	1	0	1	5	1	4	0	9	16
1994 - Conference Final - Vancouver won best-of-seven series 4-1, outscoring Toronto 16-9.									
WASHINGTON CAPITALS	Series	Won	Lost	Games	Won	Lost	Tied	GF	GA
	1	0	1	2		4	0	16	18
2017 - First Round Series - Washington won best-of-seven series 4-2, outscoring Toronto 18-16.									
DEFUNCT CLUBS	Series	Won	Lost	Games	Won	Lost	Tied	GF	GA
	8	6	2	24	12	10	2	59	57
1918 - Stanley Cup Final - Toronto Arenas defeated Vancouver Millionaires 3-2 in best-of-five series, Vancouver outscored Toronto 21-8.									
1921 - NHL Final (O'Brien Cup) - Ottawa Senators defeated Toronto St. Pats in two-game, total goal series 7-0.									
1922 - NHL Final (O'Brien Cup) - Toronto St. Pats defeated Ottawa Senators in two-game, total goal series 5-4.									
1922 - Stanley Cup Final - Toronto St. Pats defeated Vancouver Millionaires 3-2 in best-of-five series, outscoring Vancouver 16-9.									
1932 - Semi-Final - Toronto defeated Montreal Maroons in two-game, total goal series 4-3.									
1935 - Final - Montreal Maroons defeated Toronto 3-0 in best-of-five series, outscoring Toronto 10-4.									
1936 - Semi-Final - Toronto defeated New York Americans 2-1 in best-of-three series, outscoring Americans 6-3.									
1939 - Quarter-Final - Toronto defeated New York Americans 2-0 in best-of-three series, outscoring Americans 6-0.									

# ALL-TIME PLAYOFF RECORD BY TEAM

## SUMMARY OF TORONTO MAPLE LEAFS PLAYOFF SERIES

<b>Stanley Cup Championships</b> ..... 11	<b>Quarter-Final Series</b> ..... 32
Against Chicago (1); Against Detroit (6); Against Montreal (3); Against NY Rangers (1).	Won 11; Lost 21. Against Boston won 1, lost 6; Against Chicago won 2, lost 1; Against Detroit won 1, lost 1; Against Montreal lost 2; Against New Jersey lost 2; Against NY Islanders won 1; Against NY Rangers lost 2; Against Ottawa won 1; Against Philadelphia lost 4; Against Pittsburgh won 1; Against St. Louis won 1, lost 1; Against San Jose won 1; Against Tampa Bay won 1, lost 1; Against Washington lost 1; Against defunct clubs won 1. Lost 1;
<b>Final Series</b> ..... 19	<b>Qualifying Round Series</b> ..... 1
Won 11; Lost 8 (to Boston 1; to Chicago 1; to Detroit 1; to Montreal 2; to NY Rangers 2; to Montreal Maroons 1).	Lost 1. Against Columbus lost 1.
<b>Semi-Final Series</b> ..... 38	
Won 19; Lost 19. Against Boston won 7, lost 1; Against Buffalo lost 1; Against Carolina lost 1; Against Chicago won 1; Against Detroit won 4, lost 8; Against Florida lost 1; Against Los Angeles lost 1; Against Montreal won 3, lost 4; Against NY Rangers won 2, lost 1; Against Vancouver lost 1; Against defunct clubs won 2.	

\*Conference Finals

\*\*Conference Semi-Finals

## SUMMARY OF TORONTO ST. PATS PLAYOFF SERIES

<b>Stanley Cup Championships</b> ..... 1	<b>NHL Final</b> ..... 2
Against Vancouver (1).	Won 1 (Ottawa); Lost 1 (Ottawa).
<b>Stanley Cup Final</b> ..... 1	<b>NHL Semi-Final</b> ..... 1
Won 1 (Vancouver); Lost 0.	Won 0; Lost 1 (Montreal).

\* In 1922 the winner of the NHL Final played the winner of the PCHA/WCHL Final in the Stanley Cup Final.

## SUMMARY OF TORONTO ARENAS PLAYOFF SERIES

<b>Stanley Cup Championships</b> ..... 1	<b>NHL Final</b> ..... 1
Against Vancouver (1).	Won 1 (Montreal).
<b>Stanley Cup Final</b> ..... 1	
Won 1 (Vancouver); Lost 0.	

\* In 1918 the winner of the NHL Final played the winner of the PCHA Final in the Stanley Cup Final.



# ALL-TIME PLAYOFF PLAYER ROSTER



NAME	POS	GP	G	A	PTS	PIM
<b>A</b> CCIARI, Noel	C	11	2	0	2	2
ADAMS, Jack	C	4	2	0	2	13
ADAMS, Kevyn	C	19	1	2	3	21
ALEXANDER, Claire	D	16	2	4	6	4
ALLISON, Mike	LW	13	3	5	8	15
ANDERSON, Glenn	RW	21	7	11	18	31
ANDERSON, John	RW	17	3	7	10	0
ANDREWS, Lloyd	LW	2	0	0	0	0
ANDREYCHUK, Dave	LW	46	20	14	34	76
ANDRUSAK, Greg	D	3	0	0	0	2
ANTROPOV, Niiik	C	28	2	3	5	34
APPS, Syl	C	69	25	29	54	8
ARBOUR, Al	D	9	0	0	0	8
ARMSTRONG, George	RW	110	26	34	60	52
ARMSTRONG, Murray	C	3	0	0	0	0
ASHBY, Don	C	9	1	0	1	4
ASTON-REESE, Zach	C	6	1	0	1	0
AUBIN, Normand	C	1	0	0	0	0
<b>B</b> AILEY, Bob	RW	6	0	2	2	4
BAILEY, Irvine (Ace)	RW	21	3	4	7	12
BAILEY, Reid	D	2	0	0	0	2
BALFOUR, Earl	LW	4	0	1	1	2
BARILKO, Bill	D	47	5	7	12	104
BARRIE, Tyson	D	5	0	0	0	2
BATHGATE, Andy	RW	20	6	4	10	31
BAUMGARTNER, Ken	LW	17	1	0	1	18
BAUN, Bob	D	92	3	12	15	165
BELAK, Wade	D/RW	22	1	0	1	36
BENNING, Jim	D	4	1	1	2	2
BENTLEY, Max	C	40	14	24	38	8
BERARD, Bryan	D	17	1	8	9	8
BEREZIN, Sergei	LW	40	12	15	27	6
BERG, Aki	D	48	1	4	5	45
BERG, Bill	LW	46	2	4	6	32
BLACKWELL, Colin	C	7	1	1	2	0
BLAIR, Andy	C	38	6	6	12	32
BLAISDELL, Mike	RW	6	1	2	3	10
BODNAR, Gus	C	19	3	1	4	4
BOESCH, Garth	D	34	2	5	7	18
BOGOSIAN, Zach	D	7	0	1	1	0
BOHONOS, Lonny	RW	9	3	6	9	2
BOIVIN, Leo	D	5	0	0	0	2
BOLL, Frank (Buzz)	LW	30	7	3	10	13
BOLTON, Hugh	D	17	0	5	5	14
BOOTHMAN, George	RW	5	2	1	3	2
BORSCHESKY, Nikolai	RW	31	4	9	13	4
BOSCHMAN, Laurie	C	6	1	1	2	25
BOUDREAU, Bruce	C	9	2	0	2	4
BOUTETTE, Pat	RW	38	6	13	19	95
BOYER, Wally	C	4	0	1	1	0
BOYLE, Brian	C	6	0	2	2	6
BOZAK, Tyler	C	18	5	5	10	14
BREWER, Carl	D	63	3	15	18	136
BRODIE, TJ	D	25	1	6	7	22
BROOKS, Adam	C	2	0	0	0	2
BROSSART, Willie	D	1	0	0	0	0
BROWN, Connor	RW	20	1	4	5	2
BUNTING, Michael	LW	13	2	3	5	19
BURROWS, Dave	D	9	0	2	2	9
BUTCHER, Garth	D	7	0	0	0	8
BUTLER, Jerry	RW	19	1	1	2	22



# ALL-TIME PLAYOFF PLAYER ROSTER



NAME	POS	GP	G	A	PTS	PIM
<b>C</b> AHAN, Larry.....	D	4	0	0	0	0
CAMERON, Harry	D	6	1	4	5	10
CARLYLE, Randy.....	D	16	0	2	2	28
CARR, Lorne.....	RW	37	6	7	13	11
CARRICK, Connor.....	D	6	0	0	0	4
CARRIERE, Larry.....	D	2	0	0	0	0
CHAMBERLAIN, Murph.....	C/LW	18	2	5	7	6
CHISHOLM, Lex.....	C	3	1	0	1	0
CHURCH, Jack.....	D	16	1	1	2	14
CECI, Cody.....	D	5	1	0	1	4
CLANCY, Frank (King).....	D	37	6	6	12	54
CLARK, Wendel.....	LW/D	79	34	27	61	185
CLEGHORN, Sprague	D	1	0	0	0	0
CLIFFORD, Kyle.....	LW	1	0	0	0	15
COLBORNE, Joe.....	C	2	0	0	0	0
COLLINS, Gary.....	C	2	0	0	0	0
CONACHER, Brian.....	LW	12	3	2	5	21
CONACHER, Charlie.....	RW	41	14	12	26	39
CONVERY, Brandon.....	C	5	0	0	0	2
CORBEAU, Bert	D	2	0	0	0	10
CORSON, Shayne.....	LW	32	2	7	9	49
COSTELLO, Les.....	LW	6	2	2	4	2
COTE, Sylvain.....	D	17	2	1	3	10
COTTON, Harold (Baldy).....	LW	34	2	7	9	35
COURTNALL, Russ.....	C	29	8	11	19	19
COX, Dan.....	LW	4	0	1	1	4
CRAIG, Mike.....	RW	8	0	1	1	20
CRAWFORD, Rusty	LW	2	2	1	3	9
CREIGHTON, Dave.....	C	5	0	1	1	0
CROSS, Cory.....	D	35	2	3	5	20
CULLEN, Barry.....	RW	2	0	0	0	0
CULLEN, Brian.....	C	19	3	0	3	2
CULLEN, John.....	C	15	2	3	5	0
CURRAN, Brian.....	D	11	0	1	1	60
<b>D</b> AMPHOUSSE, Vincent.....	LW	23	1	8	9	20
DAOUST, Dan.....	C	32	7	5	12	83
DARRAGH, Harold.....	F	7	0	1	1	2
DAVIDSON, Bob.....	RW	82	5	17	22	79
DAWES, Bob.....	D	9	0	0	0	2
DAY, Clarence (Hap)	D	47	4	7	11	56
DeGRAY, Dale.....	D	5	0	1	1	16
DEMPSEY, Nathan.....	D	6	0	2	2	0
DENNENY, Corbett	LW	6	1	0	1	7
DERLAGO, Bill.....	C	10	4	0	4	8
DERMOTT, Travis.....	D	22	2	3	5	8
DICKENS, Ernie.....	D	13	0	0	0	4
DIDUCK, Gerald.....	D	10	0	1	1	14
DIPIETRO, Paul.....	C	7	1	1	2	0
DOMI, Tie.....	RW	86	5	11	16	183
DORATY, Ken.....	F	15	7	2	9	2
DOREY, Jim.....	D	10	0	2	2	40
DOUGLAS, Kent.....	D	19	1	3	4	33
DRILLON, Gord.....	LW	45	22	13	35	10
DUFF, Dick.....	LW	54	14	23	37	40
DUNCAN, Art.....	D	5	0	0	0	4
DUNN, Dave.....	D/F	10	1	1	2	41
DUPERE, Denis.....	LW	14	0	0	0	0
DURIS, Vitezslav.....	D	3	0	1	1	2
DYE, Cecil (Babe)	RW	6	2	0	2	9



# ALL-TIME PLAYOFF PLAYER ROSTER



NAME	POS	GP	G	A	PTS	PIM
<b>E</b> AKINS, Dallas	D	1	0	0	0	0
EASTWOOD, Mike	C	28	4	4	8	20
ECCLESTONE, Tim	LW	4	0	1	1	0
EDMUNDSON, Garry	LW	9	0	1	1	4
EHMAN, Gerry	RW	30	7	7	14	12
ELLETT, Dave	D	52	7	25	32	43
ELLS, Ron	RW	70	18	8	26	20
ENGVALL, Pierre	LW	17	0	4	4	26
ERICKSON, Aut	D	1	0	0	0	2
ERIKSSON, Anders	D	10	0	0	0	0
EVANS, Daryl	LW	1	0	0	0	0
EVANS, Paul	C	2	0	0	0	0
EZINICKI, Bill	RW	34	4	7	11	69
<b>F</b> ARKAS, Jeff	RW	5	1	0	1	0
FARRISH, Dave	D	4	0	0	0	10
FERGUS, Tom	C	23	9	12	21	14
FERGUSON, George	C	42	8	9	17	25
FINNIGAN, Frank	RW	25	3	8	11	10
FITZGERALD, Tom	RW	17	0	1	1	10
FLAMAN, Fern	D	15	1	2	3	26
FLETT, Bill	RW	5	0	0	0	2
FOLIGNO, Nick	LW	4	0	1	1	5
FOLIGNO, Mike	RW	18	2	6	8	42
FORSEY, Jack	F	3	0	1	1	0
FOWLER, Jim	D	18	0	3	3	2
FRANCESCETTI, Lou	RW	5	0	1	1	26
FRANCIS, Ron	C	12	0	4	4	2
FRANSON, Cody	D	7	3	3	6	0
FRASER, Mark	D	4	0	1	1	7
FRATTIN, Matt	RW	6	0	2	2	0
FRYCER, Miroslav	RW	17	3	8	11	16
<b>G</b> AGNER, Dave	C	6	0	2	2	6
GALCHENYUK, Alex	LW	6	1	3	4	4
GARDINER, Jake	D	26	2	10	2	6
GARDNER, Cal	C	30	4	6	10	10
GARDNER, Paul	C	6	0	1	1	4
GARLAND, Scott	C	7	1	2	3	35
GARTNER, Mike	RW	29	11	9	20	20
GAUTHIER, Frederik	C	8	0	0	0	2
GAVIN, Stewart	LW	4	0	0	0	0
GILL, Todd	D	77	5	26	31	171
GILMOUR, Doug	C	52	17	60	77	90
GINGRAS, Gaston	D	3	1	2	3	2
GIORDANO, Mark	D	18	0	4	4	13
GLENNIE, Brian	D	32	0	1	1	66
GOLDHAM, Bob	D	13	2	2	4	31
GOLDUP, Hank	LW	26	5	1	6	6
GOVEDARIS, Chris	LW	2	0	0	0	0
GRABOVSKI, Mikhail	C	7	0	2	2	2
GRACIE, Bob	LW	18	3	2	5	0
GRAY, Alex	RW	4	0	0	0	0
GREEN, Travis	C	24	5	7	12	38
GUNNARSSON, Carl	D	7	0	1	1	0
GUSTAFSSON, Erik	D	2	1	0	1	0
<b>H</b> AINSEY, Ron	D	14	0	2	2	6
HAMILTON, Jack	C	11	2	1	3	0
HAMILTON, Reg	D	60	3	7	10	44
HAMILTON, Ryan	LW	2	0	1	1	0
HAMMARSTROM, Inge	LW	13	2	3	5	4
HANNAN, Dave	C	3	1	0	1	4

# ALL-TIME PLAYOFF PLAYER ROSTER



NAME	POS	GP	G	A	PTS	PIM
HANNIGAN, Gord	C	9	2	0	2	8
HARRIS, Bill	C	62	8	10	18	30
HARRIS, Billy	RW	4	0	1	1	2
HARRISON, Jim	C	11	1	1	2	43
HEALEY, Paul	RW	22	0	2	2	4
HENDERSON, Paul	LW	19	6	6	12	12
HENDRICKSON, Darby	C	2	0	0	0	0
HERON, Bob (Red)	C	18	2	2	4	6
HICKEY, Pat	LW	5	0	0	0	2
HIGGINS, Paul	RW	1	0	0	0	0
HILL, Mel	RW	19	5	3	8	6
HILLMAN, Larry	D	32	2	3	5	8
HOGLUND, Jonas	LW	49	6	11	17	8
HOGUE, Benoit	C/LW	7	0	0	0	6
HOLL, Justin	D	25	0	3	3	17
HOLLETT, Bill (Flash)	D	7	0	0	0	6
HOLWAY, Albert	D	2	0	0	0	0
HORNE, George	F	4	0	0	0	4
HORNER, Reginald (Red)	D	71	7	10	17	170
HORTON, Tim	D	97	9	32	41	135
HOUSLEY, Phil	D	3	0	0	0	0
HUNWICK, Matt	D	6	0	1	1	2
HURST, Ron	RW	3	0	2	2	4
HYMAN, Zach	LW	32	5	8	13	14
HUTCHISON, Dave	D	6	0	3	3	23
I						
IAFRATE, Al	D	29	4	10	14	21
IHNACAK, Miroslav	LW	1	0	0	0	0
IHNACAK, Peter	C	28	4	10	14	25
J						
JACKSON, Art	C	17	0	3	3	4
JACKSON, Harvey (Busher)	LW	54	17	8	25	41
JAMES, Gerry	RW	15	1	0	1	8
JARNKROK, Calle	C	11	1	2	3	0
JARRY, Pierre	LW	5	0	1	1	0
JARVIS, Wes	C	2	0	0	0	2
JEFFREY, Larry	LW	6	0	1	1	4
JENNINGS, Grant	D	4	0	0	0	0
JOHANSEN, Trevor	D	13	0	3	3	21
JOHANSSON, Calle	D	4	0	0	0	2
JOHNSON, Mike	RW	17	3	2	5	4
JOHNSON, Terry	D	5	0	0	0	10
JOHANSSON, Andreas	LW	14	2	4	6	2
JOHNSTONE, Ross	D	3	0	0	0	0
JONES, Buck	D	6	0	0	0	8
JONES, Jim	C	19	1	5	6	11
JONSSON, Kenny	D	4	0	0	0	0
JUZDA, Bill	D	30	0	2	2	33
K						
KABERLE, Tomas	D	77	6	22	28	24
KADRI, Nazem	C	19	3	7	10	56
KAMPF, David	C	18	2	3	5	10
KAMPMAN, Rudolph (Bingo)	D	47	1	4	5	38
KAPANEN, Kasperi	RW	25	4	3	7	16
KARPOVTSSEV, Alexander	D	25	1	6	7	16
KASE, Ondrej	RW	7	0	3	3	6
KASZYCKI, Mike	C	2	0	0	0	2
KEHOE, Rick	RW	2	0	0	0	2
KELLY, Leonard (Red)	C	70	17	38	55	16
KELLY, Pep	F	39	7	6	13	10
KENNEDY, Forbes	C	1	0	0	0	38
KENNEDY, Ted	C	78	29	31	60	32
KEON, Dave	C	89	32	35	67	6
KERFOOT, Alexander	C	30	4	9	13	14



# ALL-TIME PLAYOFF PLAYER ROSTER



NAME	POS	GP	G	A	PTS	PIM
KESSEL, Phil.....	RW	7	4	2	6	2
KHRISTICH, Dmitri.....	RW	12	1	2	3	0
KILGER, Chad.....	LW	13	2	1	3	0
KING, Derek.....	LW	16	1	3	4	4
KING, Kris.....	LW	18	1	1	2	27
KILREA, Hec.....	LW	11	2	0	2	6
KLEE, Ken.....	D	11	0	0	0	6
KLUKAY, Joe.....	LW	56	12	8	20	14
KNIES, Matthew.....	LW	7	1	3	4	4
KOHN, Ladislav.....	RW	2	0	0	0	5
KOLESAR, Mark.....	RW	3	1	0	1	2
KOMAROV, Leo.....	LW	15	0	1	1	19
KORDIC, John.....	RW	5	0	1	1	33
KORN, Jim.....	D/LW	3	0	0	0	26
KOROLEV, Igor.....	C	24	0	4	4	6
KOSTKA, Mike.....	D	1	0	0	0	0
KOTSOPOULOS, Chris.....	D	17	1	0	1	28
KRUSHELNYSKI, Mike.....	C	22	3	7	10	8
KULEMIN, Nikolai.....	LW	7	0	1	1	0
KURTENBACH, Orland.....	C	4	0	0	0	26
KURVERS, Tom.....	D	5	0	3	3	4
KYPREOS, Nick.....	RW	5	0	0	0	4
<b>L</b> ACROIX, Eric.....	LW	2	0	0	0	0
LAFFERTY, Sam.....	C	9	1	2	3	2
LANGELE, Pete.....	C	41	5	9	14	4
LANZ, Rick.....	D	14	1	3	4	29
LEEMAN, Gary.....	RW/D	24	7	14	21	34
LEETCH, Brian.....	D	13	0	8	8	6
LEFEBVRE, Sylvain.....	D	39	3	6	9	36
LEVINSKY, Alex.....	D	23	1	0	1	26
LEWICKI, Danny.....	LW	9	0	0	0	0
LEY, Rick.....	D	14	0	2	2	20
LILES, John-Michael.....	D	4	0	0	0	2
LILJEGREN, Timothy.....	D	7	0	0	0	0
LITZENBERGER, Ed.....	RW	20	1	4	5	20
LUMME, Jyrki.....	D	21	0	2	2	8
LUPUL, Joffrey.....	LW	7	3	1	4	4
LYNN, Vic.....	LW	35	6	9	15	40
LYUBUSHKIN, Ilya.....	D	7	0	1	1	18
<b>M</b> acARTHUR, Clarke.....	LW	5	2	1	3	2
MacDONALD, Parker.....	LW	4	0	0	0	4
MackELL, Fleming.....	C	27	5	8	13	24
MacLEAN, Don.....	C	3	0	0	0	0
MacMILLAN, Bill.....	RW	11	0	3	3	2
MacMILLAN, John.....	RW	8	0	0	0	0
MACOUN, Jamie.....	D	52	2	11	13	64
MAGUIRE, Kevin.....	RW	1	0	0	0	0
MAHOVLICH, Frank.....	LW	84	24	36	60	135
MAIR, Adam.....	C	10	1	0	1	22
MALONEY, Dan.....	LW	22	4	6	10	23
MANDERVILLE, Kent.....	LW	37	2	0	2	18
MANN, Norm.....	RW	1	0	0	0	0
MANSON, Dave.....	D	2	0	0	0	2
MARCETTA, Milan.....	C	3	0	0	0	0
MARCHMENT, Bryan.....	D	13	0	0	0	8
MARINCIN, Martin.....	D	9	0	0	0	2
MARKER, Gus.....	RW	27	3	5	8	28
MARKOV, Danny.....	D	40	1	10	11	40
MARLEAU, Patrick.....	LW	14	4	3	7	6
MARNER, Mitch.....	RW	50	10	37	47	16
MARROIS, Daniel.....	RW	8	3	2	5	12

# ALL-TIME PLAYOFF PLAYER ROSTER



NAME	POS	GP	G	A	PTS	PIM
MARSH, Brad.....	D	5	1	0	1	2
MARSHALL, Don.....	LW	1	0	0	0	0
MARTIN, Matt.....	LW	6	0	2	2	6
MARTIN, Terry.....	LW	10	2	0	2	16
MATTHEWS, Auston.....	C	50	22	22	44	9
MAXWELL, Brad.....	D	3	0	1	1	12
McALLISTER, Chris.....	D	6	0	1	1	4
McCABE, Bryan.....	D	51	10	16	26	70
McCABE, Jake.....	D	11	0	2	2	10
McCAFFREY, Bert.....	D	2	1	0	1	4
McCAULEY, Alyn.....	C	35	5	10	15	12
McCLEMENT, Jay.....	C	7	0	0	0	0
McCORMACK, John.....	C	6	1	0	1	0
McCREEDY, John.....	RW	21	4	3	7	16
McDONALD, Lanny.....	RW	45	20	17	37	22
McDONALD, Wilfred (Bucko).....	D	46	3	1	4	12
McGILL, Bob.....	D	12	0	0	0	35
McINTYRE, John.....	C	2	0	0	0	2
McKECHNIE, Walt.....	C	6	4	3	7	9
McKENNA, Sean.....	RW	2	0	0	0	0
McKENNEY, Don.....	C	18	4	8	12	0
McKENNY, Jim.....	D	37	7	9	16	10
McLAREN, Fraser.....	LW	1	0	0	0	2
McLEAN, Jack.....	C	13	2	2	4	8
McLLWAIN, Dave.....	C	4	0	0	0	0
McRAE, Ken.....	C	6	0	0	0	4
MEEKER, Howie.....	RW	42	6	9	15	50
MEEKING, Harry.....	LW	2	3	0	3	6
MELROSE, Barry.....	D	7	0	2	2	38
METZ, Don.....	RW	47	7	8	15	10
METZ, Nick.....	LW	76	19	20	39	31
MICKEY, Larry.....	RW	3	0	0	0	5
MIGAY, Rudy.....	C	15	1	0	1	20
MIKHEYEV, Ilya.....	LW	19	2	2	4	6
MILLER, Earl.....	F	7	0	0	0	0
MIRONOV, Dmitri.....	D	38	9	12	21	10
MODIN, Fredrik.....	LW	8	0	0	0	6
MOGILNY, Alexander.....	RW	39	15	9	24	20
MONAHAN, Garry.....	LW	15	2	1	3	9
MOORE, Dick.....	RW	5	1	1	2	6
MOORE, Dominic.....	C	2	0	0	0	-1
MOORE, Trevor.....	RW	7	1	0	1	0
MORRIS, Moe.....	D	18	4	2	6	16
MORRISON, Jim.....	D	16	0	1	1	12
MORTSON, Gus.....	D	47	4	7	11	62
MULHERN, Richard.....	D	1	0	0	0	0
MULLER, Kirk.....	C/LW	6	3	2	5	0
MUMMERY, Harry.....	D	2	1	1	2	17
MURPHY, Larry.....	D	6	0	2	2	4
MUZZIN, Jake.....	D	22	4	4	8	6
<b>N</b> ASH, Riley.....	C	2	0	0	0	0
NEELY, Bob.....	D	26	5	7	12	15
NESTERENKO, Eric.....	RW	9	0	2	2	15
NEVILLE, Mike.....	C	2	0	0	0	0
NEVIN, Bob.....	RW	27	6	4	10	10
NIEUWENDYK, Joe.....	C	9	6	0	6	4
NIGRO, Frank.....	C	3	0	0	0	2
NOBLE, Reg.....	LW/C	6	1	1	2	21
NOLAN, Owen.....	RW	7	0	2	2	2
NYLANDER, William.....	D	50	17	23	40	14
NYLUND, Gary.....	D	10	0	2	2	25



# ALL-TIME PLAYOFF PLAYER ROSTER



NAME	POS	GP	G	A	PTS	PIM
<b>O</b> BYRNE, Ryan	D	6	0	0	0	4
OLCZYK, Ed	C	11	6	6	12	16
OLIVER, Murray	C	4	1	2	3	0
OLMSTEAD, Bert	LW	29	8	9	17	23
O'NEILL, Tom (Windy)	RW	4	0	0	0	6
O'REILLY, Ryan	C	11	3	6	9	5
ORR, Colton	RW	7	0	0	0	18
OSBORNE, Mark	LW	57	9	12	21	102
<b>P</b> ALEMENT, Wilf	RW	6	0	2	2	19
PAPPIN, Jim	RW	23	7	8	15	12
PARSONS, George	LW	7	3	2	5	11
PEARSON, Rob	RW	28	3	2	5	63
PEARSON, Scott	LW	2	2	0	2	10
PELYK, Mike	D	40	0	3	3	41
PERREAU, Yanic	C	29	5	10	15	10
PETTINGER, Eric	LW	4	1	0	1	8
PHANEUF, Dion	D	7	1	2	3	6
PILAR, Karel	D	12	1	4	5	12
PILOTE, Pierre	D	4	0	1	1	4
PLEKANEC, Tomas	C	7	2	2	4	2
PODDUBNY, Walt	LW	13	7	2	9	4
POILE, Norman (Bud)	C	13	4	4	8	6
POLAK, Roman	D	9	0	1	1	4
PONIKAROVSKY, Alexei	LW	23	1	3	4	12
PRATT, Tracy	D	4	0	0	0	0
PRATT, Walter (Babe)	D	24	3	9	12	20
PRESLEY, Wayne	RW	5	0	0	0	2
PRICE, Noel	D	5	0	0	0	2
PRIMEAU, Joe	C	38	5	18	23	12
PRONOVOST, Marcel	D	16	1	0	1	14
PULFORD, Bob	C	89	25	26	51	126
<b>Q</b> UENNEVILLE, Joel	D	6	0	1	1	4
QUINN, Pat	D	4	0	0	0	13
<b>R</b> AMAGE, Rob	D	5	1	2	3	20
RANDALL, Ken	RW/D	6	2	1	3	27
REAUME, Marc	D	19	0	2	2	8
REGAN, Larry	RW	22	4	4	8	2
REICHEL, Robert	C	37	2	6	8	12
REID, Dave	LW	3	0	0	0	0
REID, Reg	LW	2	0	0	0	0
RENBERG, Mikael	RW	12	1	0	1	14
RICHARDSON, Luke	D	7	0	0	0	22
RIDLEY, Mike	C	7	3	1	4	2
RIELLY, Morgan	D	50	11	26	37	31
ROBERT, Rene	RW	3	0	2	2	2
ROBERTS, Gary	LW	50	14	26	40	74
ROBERTSON, Fred	D	7	0	0	0	0
ROBERTSON, Nicholas	LW	4	1	0	1	2
ROMNES, Doc	F	10	1	4	5	0
ROOT, Bill	D	20	1	2	3	25
ROUSE, Bob	D	39	3	11	14	58
RYCHEL, Warren	LW	3	0	0	0	0
<b>S</b> AGANIUK, Rocky	RW	6	1	0	1	15
SALMING, Borje	D	81	12	37	49	91
SAMIS, Phil	D	5	0	1	1	2
SANDIN, Rasmus	D	5	1	0	1	0
SANDS, Charlie	C	13	3	2	5	2
SCHENN, Luke	D	11	0	1	1	11
SCHNEIDER, Mathieu	D	6	0	4	4	8

# ALL-TIME PLAYOFF PLAYER ROSTER



NAME	POS	GP	G	A	PTS	PIM
SCHRINER, Dave (Sweeney).....	LW	47	14	10	24	22
SECORD, Al.....	LW	6	1	0	1	16
SEDLBAUER, Ron.....	LW	2	0	1	1	2
SEILING, Rod.....	D	17	0	1	1	6
SELBY, Brit.....	LW	8	0	0	0	4
SELWOOD, Brad.....	D	5	0	0	0	4
SHACK, Eddie.....	RW	57	6	3	9	107
SHAND, Dave.....	D	7	1	0	1	13
SHILL, Jack.....	LW	13	0	3	3	8
SIMMONDS, Wayne.....	RW	9	0	1	1	16
SITTLER, Darryl.....	C	64	25	40	65	120
SKINNER, Alf .....	RW	2	0	1	1	9
SLOAN, Tod.....	C	26	5	6	11	59
SMYLIE, Rod .....	LW	4	0	0	0	2
SMITH, Art.....	D	4	1	1	2	8
SMITH, Brad.....	RW	17	3	2	5	44
SMITH, Floyd.....	RW	4	0	0	0	0
SMITH, Sid.....	LW	44	17	10	27	2
SPENCER, Brian.....	LW	6	0	1	1	17
SPEZZA, Jason.....	C	17	3	3	6	15
STACKHOUSE, Ted .....	D	1	0	0	0	0
STAJAN, Matt.....	C	3	0	0	0	2
STANLEY, Allan.....	D	82	4	27	31	60
STANOWSKI, Wally.....	D	60	3	14	17	13
STASTNY, Marian.....	RW	3	0	0	0	0
STEMKOWSKI, Pete.....	C	22	5	10	15	53
STEWART, Gaye.....	LW	18	2	7	9	12
STEWART, Ron.....	RW	82	10	18	28	56
STOUGHTON, Blaine.....	LW	7	4	2	6	2
STUART, Bill .....	D	4	1	1	2	0
SULLIVAN, Steve.....	C	13	3	3	6	14
SUNDIN, Mats.....	C	77	32	38	70	66
SUTTER, Rich.....	RW	4	0	0	0	2
SVEHLA, Robert.....	D	7	0	3	3	2
<b>T</b> AVARES, John.....	C	31	11	11	22	6
TAYLOR, Billy.....	C	28	5	13	18	9
TAYLOR, Harry.....	C	1	0	0	0	0
TERRION, Greg.....	C	32	1	9	10	37
THOMAS, Steve.....	RW	63	26	20	46	48
THOMPSON, Errol.....	LW	27	5	4	9	9
THOMS, Bill.....	C	39	6	9	15	4
THOMSON, Jim.....	D	63	2	13	15	135
THORNTON, Joe.....	C	7	1	0	1	2
TIMGREN, Ray.....	LW	30	3	9	12	6
TROTTIER, Guy.....	RW	9	1	0	1	16
TUCKER, Darcy.....	RW	58	10	11	21	79
TURNBULL, Ian.....	D	55	13	32	45	94
<b>U</b> LLMAN, Norm.....	C	26	3	6	9	6
<b>V</b> AIVE, Rick.....	RW	32	14	9	23	53
VALIQUETTE, Jack.....	C	23	3	6	9	4
VALK, Garry.....	RW	45	6	6	12	42
van RIEMSDYK, James.....	LW	20	7	7	14	8
<b>W</b> ALKER, Kurt.....	LW	16	0	0	0	34
WALTON, Mike.....	C	16	4	3	7	6
WARNER, Bob.....	D	4	0	0	0	0
WARRINER, Todd.....	LW	15	1	1	2	4
WATSON, Harry.....	LW	50	14	9	23	27
WEBSTER, Don.....	LW	5	0	0	0	12
WEIR, Stan.....	C	29	6	5	11	0

# ALL-TIME PLAYOFF PLAYER ROSTER



NAME	POS	GP	G	A	PTS	PIM
WESLEY, Glen .....	D	5	0	1	1	2
WILLIAMS, Dave (Tiger).....	LW	44	5	11	16	240
WILM, Clarke .....	C	5	0	1	1	2
WILSON, John.....	LW	10	1	2	3	2
WILSON, Ron .....	RW	6	1	3	4	2
WOOD, Randy.....	LW	7	2	0	2	6
WREN, Bob.....	C	1	0	0	0	0
<b>Y</b> AREMCHUK, Ken.....	C	12	0	2	2	10
YUSHKEVICH, Dmitry .....	D	44	2	10	12	38
<b>Z</b> AITSEV, Nikita.....	D	18	0	2	2	4
ZANUSSI, Ron.....	RW	3	0	0	0	0
ZETTLER, Rob.....	D	2	0	0	0	0
ZEZEL, Peter .....	C	38	4	5	9	14

\*Eddie Gerard played one game in the 1922 Stanley Cup Final for the Toronto St. Patricks on loan from the Ottawa Senators. He did not record a point or penalty minute in the game.





# ALL-TIME PLAYOFF GOALTENDER ROSTER



NAME	W	L	GPI	MINS	GA	GAA	SO
ANDERSEN, Frederik.....	10	14	25	1510	70	2.78	1
BEAUPRE, Don .....	0	0	2	20	2	6.00	0
BELFOUR, Ed .....	9	11	20	1306	51	2.34	3
BESTER, Allan .....	2	6	10	488	36	4.43	0
BIBEAULT, Paul .....	1	4	5	300	23	4.60	0
BOWER, Johnny .....	35	34	74	4378	184	2.47	5
BRODA, Walter (Turk)* .....	60	39	101	6398	211	1.98	13
CAMPBELL, Jack .....	6	8	14	831	34	2.45	2
CHABOT, Lorne** .....	11	9	22	1509	42	1.67	2
CRHA, Jiri .....	0	4	5	186	21	6.77	0
FAVELL, Doug.....	0	3	3	181	10	3.31	0
FORBES, Jake .....	0	2	2	120	7	3.50	0
GAMBLE, Bruce.....	0	2	2	86	13	9.07	0
HAINSWORTH, George.....	9	12	21	1303	50	2.30	2
HARRISON, Paul .....	0	1	3	131	8	3.66	0
HEALY, Glenn .....	0	0	1	20	0	0.00	0
HOLMES, Harry (Hap)  .....	1	1	2	120	7	3.50	0
JOHNSTON, Ed.....	0	1	1	60	6	6.00	0
JOSEPH, Curtis .....	32	28	60	3678	138	2.25	8
KALLGREN, Erik .....	0	0	1	31	0	0.00	0
KIDD, Trevor.....	0	0	1	33	1	1.82	0
LAROCQUE, Michel.....	0	1	2	75	8	6.40	0
LUMLEY, Harry .....	2	12	14	865	43	2.98	1
MANIAGO, Cesare.....	1	1	2	145	6	2.48	0
McCOOL, Frank .....	8	5	13	807	30	2.23	4
McELHINNEY, Curtis .....	0	1	1	47	4	5.11	0
McRAE, Gord .....	2	5	8	454	22	2.91	0
PALMATEER, Mike.....	12	17	29	1765	89	3.03	2
PARENT, Bernie.....	3	5	8	478	22	2.76	0
PLANTE, Jacques .....	0	3	4	194	12	3.71	0
POTVIN, Felix .....	25	27	52	3206	147	2.75	5
PUPPA, Daren .....	0	0	1	20	1	3.00	0
REESE, Jeff .....	1	1	2	108	6	3.33	0
REIMER, James.....	3	4	7	438	21	2.88	0
RHODES, Damian .....	1	0	0	1	0	0.00	0
ROACH, John Ross .....	2	4	4	240	9	2.25	1
ROLLINS, Al.....	3	3	6	330	12	2.18	0
ST. CROIX, Rick .....	0	0	1	1	1	60.00	0
SAMSONOV, Ilya.....	4	4	9	498:09	26	3.13	0
SAWCHUK, Terry .....	6	7	13	745	34	2.74	0
SCHWAB, Corey .....	0	0	1	12	0	0.00	0
SIMMONS, Don.....	2	1	3	165	8	2.91	0
THOMAS, Wayne.....	6	7	14	789	46	3.50	1
WOLL, Joseph .....	1	2	4	197:55	8	2.43	0
WREGGET, Ken.....	13	11	25	1476	72	2.93	2

\* Recorded one tie due to game being suspended because of the Toronto Curfew Law (Mar. 31, 1951 vs. Boston)

\*\*Recorded two ties in total goal series (Mar. 24, 1931 vs Chicago and Mar. 31, 1932 at Mtl. Maroons)



# ALL-TIME PLAYOFF SHUTOUTS



DATE	GOALTENDER	HOME/ROAD	OPPOSITION	SCORE
March 28, 1933	Lorne Chabot	Road	Boston Bruins	(1-0 OTW)
April 3, 1933	Lorne Chabot	Home	Boston Bruins	(1-0 OTW)
March 26, 1935	George Hainsworth	Road	Boston Bruins	(2-0 W)
March 28, 1935	George Hainsworth	Home	Boston Bruins	(3-0 W)
March 24, 1938	Turk Broda	Home	Boston Bruins	(1-0 OTW)
March 21, 1939	Turk Broda	Home	NY Americans	(4-0 W)
March 23, 1939	Turk Broda	Road	NY Americans	(2-0 W)
April 9, 1940	Turk Broda	Home	NY Rangers	(3-0 W)
April 16, 1942	Turk Broda	Road	Detroit Red Wings	(3-0 W)
March 20, 1945	Frank McCool	Road	Montreal Canadiens	(1-0 W)
April 6, 1945	Frank McCool	Road	Detroit Red Wings	(1-0 W)
April 8, 1945	Frank McCool	Road	Detroit Red Wings	(2-0 W)
April 12, 1945	Frank McCool	Home	Detroit Red Wings	(1-0 W)
April 10, 1947	Turk Broda	Road	Montreal Canadiens	(4-0 W)
April 11, 1948	Turk Broda	Road	Detroit Red Wings	(2-0 W)
March 22, 1949	Turk Broda	Road	Boston Bruins	(3-0 W)
March 28, 1950	Turk Broda	Road	Detroit Red Wings	(5-0 W)
April 1, 1950	Turk Broda	Home	Detroit Red Wings	(2-0 W)
April 6, 1950	Turk Broda	Road	Detroit Red Wings	(2-0 W)
April 1, 1951	Turk Broda	Road	Boston Bruins	(3-0 W)
April 8, 1951	Turk Broda	Road	Boston Bruins	(6-0 W)
March 27, 1956	Harry Lumley	Home	Detroit Red Wings	(2-0 W)
March 30, 1963	Johnny Bower	Road	Montreal Canadiens	(2-0 W)
April 4, 1963	Johnny Bower	Home	Montreal Canadiens	(5-0 W)
April 7, 1964	Johnny Bower	Home	Montreal Canadiens	(3-0 W)
April 25, 1964	Johnny Bower	Home	Detroit Red Wings	(4-0 W)
April 22, 1967	Johnny Bower	Road	Montreal Canadiens	(3-0 W)
April 9, 1976	Wayne Thomas	Home	Pittsburgh Penguins	(4-0 W)
April 13, 1978	Mike Palmateer	Road	Los Angeles Kings	(4-0 W)
April 21, 1978	Mike Palmateer	Home	NY Islanders	(2-0 W)
April 20, 1986	Ken Wregget	Road	St. Louis Blues	(3-0 W)
April 16, 1987	Ken Wregget	Home	St. Louis Blues	(4-0 W)
May 15, 1993	Felix Potvin	Home	St. Louis Blues	(6-0 W)
April 20, 1994	Felix Potvin	Home	Chicago Blackhawks	(1-0 OTW)
April 26, 1994	Felix Potvin	Home	Chicago Blackhawks	(1-0 OTW)
April 28, 1994	Felix Potvin	Road	Chicago Blackhawks	(1-0 W)
May 9, 1995	Felix Potvin	Road	Chicago Blackhawks	(3-0 W)
May 2, 1999	Curtis Joseph	Road	Philadelphia Flyers	(1-0 W)
April 12, 2000	Curtis Joseph	Home	Ottawa Senators	(2-0 W)
April 13, 2001	Curtis Joseph	Road	Ottawa Senators	(1-0 OTW)
April 14, 2001	Curtis Joseph	Road	Ottawa Senators	(3-0 W)
April 26, 2001	Curtis Joseph	Road	New Jersey Devils	(2-0 W)
April 20, 2002	Curtis Joseph	Home	New York Islanders	(2-0 W)
May 14, 2002	Curtis Joseph	Home	Ottawa Senators	(3-0 W)
May 25, 2002	Curtis Joseph	Road	Carolina Hurricanes	(1-0 W)
April 10, 2004	Ed Belfour	Home	Ottawa Senators	(2-0 W)
April 12, 2004	Ed Belfour	Road	Ottawa Senators	(2-0 W)
April 16, 2004	Ed Belfour	Home	Ottawa Senators	(2-0 W)
August 4, 2020	Frederik Andersen	Home*	Columbus Blue Jackets	(3-0 W)
May 24, 2021	Jack Campbell	Road	Montreal Canadiens	(4-0 W)
May 2, 2022	Jack Campbell	Home	Tampa Bay Lightning	(5-0 W)

\* - during the 2020-21 playoffs, Eastern Conference games were played at Scotiabank Arena in Toronto

# ALL-TIME PLAYOFF SCORING LEADERS

## POINTS

RANK	PLAYER	POS	POINTS
1.	Doug Gilmour	C	77
2.	Mats Sundin	C	70
3.	Dave Keon	C	67
4.	Darryl Sittler	C	65
5.	Wendel Clark	LW	61
6.	Ted Kennedy	C	60
	George Armstrong	RW	60
	Frank Mahovlich	LW	60
9.	Red Kelly	D	55
10.	Syl Apps	C	53
11.	Bob Pulford	LW	51
12.	Borje Salming	D	49
13.	Mitch Marner	RW	47
14.	Steve Thomas	RW	46
15.	Ian Turnbull	D	45
16.	Auston Matthews	C	44
17.	Tim Horton	D	41
18.	William Nylander	RW	40
	Gary Roberts	LW	40
20.	Nick Metz	LW	39
21.	Max Bentley	C	38
22.	Morgan Rielly	D	37
23.	Dick Duff	LW	37
	Lanny McDonald	RW	37
25.	Gordie Drillon	RW	35
26.	Dave Andreychuk	LW	34
27.	Dave Ellett	D	32
28.	Allan Stanley	D	31
	Todd Gill	D	31
30.	Ron Stewart	RW	28
	Tomas Kaberle	D	28
32.	Sid Smith	LW	27
	Sergei Berezin	LW	27
34.	Ron Ellis	RW	26
	Charlie Conacher	RW	26
	Bryan McCabe	D	26
37.	Busher Jackson	LW	25
38.	Sweeney Schriner	LW	24
	Alexander Mogilny	RW	24
40.	Joe Primeau	C	23
	Harry Watson	LW	23
	Rick Vaive	RW	23
43.	John Tavares	C	22
	Bob Davidson	LW	22
45.	Gary Leeman	RW	21
	Tom Fergus	C	21
	Mark Osborne	LW	21
	Darcy Tucker	RW	21
	Dmitri Mironov	D	21
50.	Joe Klukay	LW	20
	Billy Harris	C	20
	Mike Gartner	RW	20

## GOALS

RANK	PLAYER	POS	GOALS
1.	Wendel Clark	LW	34
2.	Dave Keon	C	32
	Mats Sundin	C	32
4.	Ted Kennedy	C	29
5.	George Armstrong	RW	26
	Steve Thomas	RW	26
7.	Syl Apps	C	25
	Bob Pulford	LW	25
	Darryl Sittler	C	25
10.	Frank Mahovlich	LW	24
11.	Auston Matthews	C	22
	Gordie Drillon	R	22
13.	Lanny McDonald	RW	20
	Dave Andreychuk	LW	20
15.	Nick Metz	LW	19
16.	Ron Ellis	RW	18
17.	William Nylander	RW	17
	Busher Jackson	LW	17
	Sid Smith	LW	17
	Red Kelly	D	17
	Doug Gilmour	C	17
22.	Alexander Mogilny	RW	15
	Dick Duff	LW	14
23.	Sweeney Schriner	LW	14
	Max Bentley	C	14
	Charlie Conacher	RW	14
	Harry Watson	LW	14
	Rick Vaive	RW	14
	Gary Roberts	LW	14

## ASSISTS

RANK	PLAYER	POS	ASSISTS
1.	Doug Gilmour	C	60
2.	Darryl Sittler	C	40
3.	Red Kelly	D	38
	Mats Sundin	C	38
5.	Mitch Marner	RW	37
	Borje Salming	D	37
7.	Frank Mahovlich	LW	36
8.	Dave Keon	C	35
9.	George Armstrong	RW	34
10.	Tim Horton	D	32
	Ian Turnbull	D	32
12.	Ted Kennedy	C	31
13.	Syl Apps	C	28
14.	Allan Stanley	D	27
	Wendel Clark	LW	27
16.	Morgan Rielly	D	26
	Bob Pulford	LW	26
	Todd Gill	D	26
	Gary Roberts	LW	26
20.	Dave Ellett	D	25
21.	Max Bentley	C	24
22.	William Nylander	RW	23
	Dick Duff	LW	23
24.	Auston Matthews	C	22
	Tomas Kaberle	D	22
26.	Nick Metz	LW	20
	Steve Thomas	RW	20
28.	Ron Stewart	RW	18
	Joe Primeau	C	18



# ALL-TIME PLAYOFF OVERTIME RESULTS



DATE	OPPONENT	SCORER	TIME	RESULT	SCORE
Mar. 26, 1929	New York Rangers	Frank Boucher	2:03	Lost	2-1
Mar. 26, 1931	at Chicago Blackhawks	Stew Adams	19:20	Lost	2-1
Apr. 2, 1932	Montreal Maroons	Bob Gracie	17:59	Won	3-2
Mar. 25, 1933	at Boston Bruins	Marty Barry	14:14	Lost	2-1
Mar. 28, 1933	at Boston Bruins	Busher Jackson	15:03	Won	1-0
Mar. 30, 1933	Boston Bruins	Eddie Shore	4:23	Lost	2-1
Apr. 3, 1933	Boston Bruins	Ken Doraty	104:46	Won	1-0
Apr. 13, 1933	New York Rangers	Bill Cook	7:33	Lost	1-0
Mar. 22, 1934	Detroit Red Wings	Herbie Lewis	1:33	Lost	2-1
Mar. 23, 1935	at Boston Bruins	Dit Clapper	33:26	Lost	1-0
Mar. 30, 1935	Boston Bruins	Pep Kelly	1:36	Won	2-1
Apr. 4, 1935	Montreal Maroons	Dave Trotter	5:28	Lost	3-2
Apr. 9, 1936	Detroit Red Wings	Buzz Boll	0:31	Won	4-3
Mar. 25, 1937	at New York Rangers	Babe Pratt	13:05	Lost	2-1
Mar. 24, 1938	Boston Bruins	George Parsons	21:31	Won	1-0
Mar. 29, 1938	at Boston Bruins	Gordie Drillon	10:04	Won	3-2
Apr. 1, 1939	Detroit Red Wings	Gordie Drillon	5:42	Won	5-4
Apr. 9, 1939	at Boston Bruins	Doc Romnes	10:38	Won	3-2
Mar. 19, 1940	Chicago Blackhawks	Syl Apps	6:35	Won	3-2
Apr. 2, 1940	at New York Rangers	Alf Pike	15:30	Lost	2-1
Apr. 11, 1940	New York Rangers	Muzz Patrick	31:43	Lost	2-1
Apr. 13, 1940	New York Rangers	Bryan Hextall	2:07	Lost	3-2
Mar. 29, 1941	at Boston Bruins	Pete Langelle	17:31	Won	2-1
Mar. 23, 1943	at Detroit Red Wings	Jack McLean	70:18	Won	3-2
Mar. 30, 1943	Detroit Red Wings	Adam Brown	9:21	Lost	3-2
Mar. 27, 1945	Montreal Canadiens	Gus Bodnar	12:36	Won	4-3
Apr. 21, 1945	Detroit Red Wings	Ed Bruneteau	14:16	Lost	1-0
Mar. 26, 1947	Detroit Red Wings	Howie Meeker	3:05	Won	3-2
Apr. 15, 1947	Montreal Canadiens	Syl Apps	16:36	Won	2-1
Mar. 24, 1948	Boston Bruins	Nick Metz	17:03	Won	5-4
Mar. 26, 1949	Boston Bruins	Woody Dumart	16:14	Lost	5-4
Apr. 8, 1949	at Detroit Red Wings	Joe Klukay	17:31	Won	3-2
Apr. 4, 1950	Detroit Red Wings	Leo Reise	20:38	Lost	2-1
Apr. 9, 1950	at Detroit Red Wings	Leo Reise	8:39	Lost	1-0
Mar. 31, 1951	Boston Bruins	No Scorer	20:00	Tie	1-1
* Apr. 11, 1951	Montreal Canadiens	Sid Smith	5:51	Won	3-2
Apr. 14, 1951	Montreal Canadiens	Maurice Richard	2:55	Lost	3-2
Apr. 17, 1951	at Montreal Canadiens	Ted Kennedy	4:47	Won	2-1
Apr. 19, 1951	at Montreal Canadiens	Harry Watson	5:15	Won	3-2
Apr. 21, 1951	Montreal Canadiens	Bill Barilko	2:53	Won	3-2
Apr. 1, 1954	at Detroit Red Wings	Ted Lindsay	21:01	Lost	4-3
Mar. 24, 1956	Detroit Red Wings	Ted Lindsay	4:22	Lost	5-4
Mar. 28, 1959	Boston Bruins	Gerry Ehman	5:02	Won	3-2
Mar. 31, 1959	Boston Bruins	Frank Mahovlich	11:21	Won	3-2
Apr. 14, 1959	Montreal Canadiens	Dick Duff	10:06	Won	3-2
Mar. 27, 1960	at Detroit Red Wings	Frank Mahovlich	43:00	Won	5-4
Mar. 29, 1960	at Detroit Red Wings	Gerry Melnyk	1:54	Lost	2-1
Mar. 22, 1961	Detroit Red Wings	George Armstrong	24:51	Won	3-2
Apr. 5, 1962	New York Rangers	Red Kelly	24:23	Won	3-2
Apr. 14, 1964	Detroit Red Wings	Larry Jeffrey	7:52	Lost	4-3
Apr. 23, 1964	at Detroit Red Wings	Bob Baun	1:43	Won	4-3
Apr. 6, 1965	Montreal Canadiens	Dave Keon	4:17	Won	3-2
Apr. 13, 1965	Montreal Canadiens	Claude Provost	16:33	Lost	4-3
Apr. 25, 1967	Montreal Canadiens	Bob Pulford	28:26	Won	3-2
Apr. 15, 1971	New York Rangers	Bob Nevin	9:07	Lost	2-1
Apr. 6, 1972	at Boston Bruins	Jim Harrison	2:58	Won	4-3
Apr. 14, 1974	Boston Bruins	Ken Hodge	1:27	Lost	4-3
Apr. 8, 1975	at Los Angeles Kings	Mike Murphy	8:53	Lost	3-2
Apr. 10, 1975	Los Angeles Kings	Blaine Stoughton	10:19	Won	3-2
Apr. 19, 1975	Philadelphia Flyers	Andre Dupont	1:45	Lost	4-3
Apr. 15, 1977	Philadelphia Flyers	Rick MacLeish	2:55	Lost	4-3
Apr. 17, 1977	Philadelphia Flyers	Reggie Leach	19:10	Lost	6-5
Apr. 19, 1978	at New York Islanders	Mike Bossy	2:50	Lost	3-2

# ALL-TIME PLAYOFF OVERTIME RESULTS

DATE	OPPONENT	SCORER	TIME	RESULT	SCORE
Apr. 25, 1978	at New York Islanders	Bob Nystrom	8:02	Lost	2-1
Apr. 29, 1978	at New York Islanders	Lanny McDonald	4:13	Won	2-1
Apr. 21, 1979	Montreal Canadiens	Cam Connor	25:25	Lost	4-3
Apr. 22, 1979	Montreal Canadiens	Larry Robinson	4:14	Lost	5-4
Apr. 11, 1980	Minnesota North Stars	Al MacAdam	0:32	Lost	4-3
Apr. 7, 1983	at Minnesota North Stars	Bobby Smith	5:03	Lost	5-4
Apr. 10, 1983	Minnesota North Stars	Dino Ciccarelli	8:05	Lost	5-4
Apr. 26, 1986	at St. Louis Blues	Mark Reeds	7:11	Lost	4-3
Apr. 9, 1987	at St. Louis Blues	Rick Lanz	10:17	Won	3-2
Apr. 27, 1987	Detroit Red Wings	Mike Allison	9:31	Won	3-2
Apr. 12, 1988	at Detroit Red Wings	Ed Olczyk	0:34	Won	6-5
Apr. 8, 1990	St. Louis Blues	Sergio Momesso	6:04	Lost	6-5
Apr. 27, 1993	at Detroit Red Wings	Mike Foligno	2:05	Won	5-4
May 1, 1993	at Detroit Red Wings	Nikolai Borschevsky	2:35	Won	4-3
May 3, 1993	St. Louis Blues	Doug Gilmour	23:16	Won	2-1
May 5, 1993	St. Louis Blues	Jeff Brown	23:03	Lost	2-1
May 25, 1993	Los Angeles Kings	Glenn Anderson	19:20	Won	3-2
May 27, 1993	at Los Angeles Kings	Wayne Gretzky	1:41	Lost	5-4
Apr. 20, 1994	Chicago Blackhawks	Todd Gill	2:15	Won	1-0
Apr. 24, 1994	at Chicago Blackhawks	Jeremy Roenick	1:23	Lost	4-3
May 12, 1994	San Jose Sharks	Mike Gartner	8:53	Won	3-2
May 16, 1994	Vancouver Canucks	Peter Zezel	16:55	Won	3-2
May 24, 1994	at Vancouver Canucks	Greg Adams	20:14	Lost	4-3
May 17, 1995	Chicago Blackhawks	Randy Wood	10:00	Won	5-4
Apr. 18, 1996	St. Louis Blues	Mats Sundin	4:02	Won	5-4
Apr. 21, 1996	at St. Louis Blues	Glenn Anderson	1:24	Lost	3-2
Apr. 25, 1996	St. Louis Blues	Mike Gartner	7:31	Won	5-4
Apr. 30, 1999	Philadelphia Flyers	Yanic Perreault	11:51	Won	2-1
May 13, 1999	at Pittsburgh Penguins	Sergei Berezin	2:18	Won	3-2
May 17, 1999	at Pittsburgh Penguins	Garry Valk	1:57	Won	4-3
Apr. 22, 2000	Ottawa Senators	Steve Thomas	14:47	Won	2-1
Apr. 13, 2001	at Ottawa Senators	Mats Sundin	10:49	Won	1-0
Apr. 16, 2001	Ottawa Senators	Cory Cross	2:16	Won	3-2
Apr. 28, 2001	at New Jersey Devils	Randy McKay	5:31	Lost	6-5
May 1, 2001	New Jersey Devils	Brian Rafalski	7:00	Lost	3-2
May 4, 2002	Ottawa Senators	Gary Roberts	44:30	Won	3-2
May 19, 2002	at Carolina Hurricanes	Niclas Wallin	13:42	Lost	2-1
May 21, 2002	Carolina Hurricanes	Jeff O'Neill	6:01	Lost	2-1
May 28, 2002	Carolina Hurricanes	Martin Gelinias	8:05	Lost	2-1
Apr. 14, 2003	Philadelphia Flyers	Tomas Kaberle	27:20	Won	4-3
Apr. 16, 2003	Philadelphia Flyers	Mark Recchi	53:54	Lost	3-2
Apr. 21, 2003	Philadelphia Flyers	Travis Green	30:51	Won	2-1
Apr. 18, 2004	at Ottawa Senators	Mike Fisher	21:47	Lost	2-1
May 4, 2004	Philadelphia Flyers	Jeremy Roenick	7:39	Lost	3-2
May 8, 2013	Boston Bruins	David Krejci	13:06	Lost	4-3
May 13, 2013	at Boston Bruins	Patrice Bergeron	6:05	Lost	5-4
April 13, 2017	at Washington Capitals	Tom Wilson	5:15	Lost	3-2
April 15, 2017	at Washington Capitals	Kasperii Kapanen	31:53	Won	4-3
April 17, 2017	Washington Capitals	Tyler Bozak	1:37	Won	4-3
April 21, 2017	at Washington Capitals	Justin Williams	1:04	Lost	2-1
April 23, 2017	Washington Capitals	Marcus Johansson	6:31	Lost	2-1
August 6, 2020	at Columbus Blue Jackets**	Pierre-Luc Dubois	18:24	Lost	4-3
August 7, 2020	Columbus Blue Jackets	Auston Matthews	13:10	Won	4-3
May 27, 2021	Montreal Canadiens	Nick Suzuki	0:59	Lost	4-3
May 29, 2021	Montreal Canadiens	Jesper Kotkaniemi	15:15	Lost	3-2
May 12, 2022	Tampa Bay Lightning	Brayden Point	18:04	Lost	3-2
April 22, 2023	at Tampa Bay Lightning	Morgan Rielly	19:15	Won	4-3
April 24, 2023	at Tampa Bay Lightning	Alexander Kerfoot	4:14	Won	5-4
April 29, 2023	at Tampa Bay Lightning	John Tavares	4:36	Won	2-1
May 7, 2023	at Florida Panthers	Sam Reinhart	3:02	Lost	2-3
May 12, 2023	Florida Panthers	Nick Cousins	15:32	Lost	2-3

\* Game was called after one overtime period due to Toronto Curfew Law

\*\* - game played at Scotiabank Arena in Toronto



# PLAYER PLAYOFF RECORDS (CAREER PLAYOFFS)

## GAMES PLAYED

### Games Played, Skater

110	George Armstrong
97	Tim Horton
92	Bob Baun
89	Dave Keon
89	Bob Pulford
86	Tie Dorn
84	Frank Mahovlich
82	Ron Stewart
82	Allan Stanley
81	Bob Davidson
81	Borje Salming

### Games Played, Goaltender

101	Turk Broda
74	Johnny Bower
60	Curtis Joseph

### Stanley Cup Championships

5	Ted Kennedy
5	Don Metz
4	18 players

## POINTS

### Most Points

77	Doug Gilmour
70	Mats Sundin
67	Dave Keon

### Most Points, Defenceman

55	Red Kelly
49	Borje Salming
45	Ian Turnbull

### Most Powerplay Points

38	Doug Gilmour
29	Darryl Sittler
27	Borje Salming

### Most Powerplay Points, Defenceman

27	Borje Salming
21	Dave Ellett
20	Ian Turnbull

### Most Shorthanded Points

6	Dave Keon
5	Bob Pulford
5	Allan Stanley

### Most Shorthanded Points, Defenceman

5	Allan Stanley
2	Four players tied

## GOALS

### Most Goals

34	Wendel Clark
32	Dave Keon
32	Mats Sundin

### Most Goals, Defenceman

17	Red Kelly
13	Ian Turnbull
12	Borje Salming

### Most Powerplay Goals

13	Darryl Sittler
11	Ted Kennedy
10	Doug Gilmour
10	Steve Thomas
10	Mats Sundin

### Most Shorthanded Goals

6	Dave Keon
4	Bob Pulford
3	Mark Osborne

### Most Overtime Goals

2	Syl Apps
2	Frank Mahovlich
2	Gordie Drillon
2	Mike Gartner
2	Mats Sundin

### Most Game-Winning Goals

11	Ted Kennedy
9	Frank Mahovlich
7	Mats Sundin

## ASSISTS

### Most Assists

60	Doug Gilmour
40	Darryl Sittler
38	Red Kelly
38	Mats Sundin

### Most Assists, Defenceman

38	Red Kelly
37	Borje Salming
32	Ian Turnbull

### Most Assists, Goaltender

1	Johnny Bower
1	Ken Wregget

## SHOTS ON GOAL (SINCE 1959-60)

### Most Shots on Goal

278	Dave Keon
275	Wendel Clark
222	Darryl Sittler

### Most Shots on Goal, Defenceman

220	Borje Salming
185	Ian Turnbull
170	Tim Horton

## PENALTY MINUTES

### Most Penalty Minutes

240	Dave Williams
183	Wendel Clark
183	Tie Dorn

### Most Penalty Minutes, Defenceman

171	Todd Gill
170	Red Horner
165	Bob Baun

## GOALTENDERS

### Minutes

6386	Turk Broda
4375	Johnny Bower
3677	Curtis Joseph

### Wins

60	Turk Broda
35	Johnny Bower
32	Curtis Joseph

### Losses

39	Turk Broda
34	Johnny Bower
28	Curtis Joseph

### Shutouts

13	Turk Broda
8	Curtis Joseph
5	Johnny Bower
5	Felix Potvin

### Goals Against Average (min. 10 games)

1.67	Lorne Chabot
1.98	Turk Broda
2.23	Frank McCool

### Save Percentage (min. 10 games)

.928	Terry Sawchuk
.924	Johnny Bower
.923	Ed Belfour

### Saves

2,180	Johnny Bower
1,557	Curtis Joseph
1,460	Felix Potvin

## OPPONENTS

### Most Playoff Points Against by Opposing Player

53	Gordie Howe
35	Alex Delvecchio
33	Henri Richard

### Most Playoff Goals Against by Opposing Player

22	Maurice Richard
20	Gordie Howe
17	Jean Beliveau



# PLAYER PLAYOFF RECORDS (PLAYOFF SEASON)



## POINTS

### Most Points

35	Doug Gilmour	1992-93
28	Doug Gilmour	1993-94
21	Darryl Sittler	1976-77

### Most Points, Defenceman

18	Dave Ellett	1993-94
16	Tim Horton	1961-62
16	Ian Turnbull	1977-78

### Most Points, Rookie

14	Steve Thomas	1985-86
13	Gerry Ehman	1958-59
7	John McCreedy	1941-42
7	Mike Walton	1966-67

### Most Powerplay Points

16	Doug Gilmour	1993-94
14	Dmitri Mironov	1993-94
14	Dave Ellett	1993-94

### Most Shorthanded Points

2	Seven times, most recently Bryan McCabe in 2002-03
---	--

## GOALS

### Most Goals

12	Dave Andreychuk	1992-93
10	Lanny McDonald	1976-77
10	Doug Gilmour	1992-93
10	Wendel Clark	1992-93

### Most Goals, Defenceman

6	Ian Turnbull	1977-78
6	Dmitri Mironov	1993-94
5	Bryan McCabe	2001-02

### Most Goals, Rookie

6	Gerry Ehman	1958-59
6	Steve Thomas	1985-86
5	Hank Goldup	1939-40
5	Wendel Clark	1985-86

### Most Powerplay Goals

6	Dmitri Mironov	1993-94
5	Doug Gilmour	1993-94
4	Five times, most recently Steve Thomas in 2000-01	

### Most Shorthanded Goals

2	Dave Keon	1962-63
2	Bob Pulford	1963-64
2	Mark Osborne	1993-94

### Most Overtime Goals

1	61 times, most recently John Tavares in 2022-23
---	---

### Most Game-Winning Goals

3	10 times, most recently Mike Gartner in 1993-94
---	---

### Longest Goal Streak

5	Gordie Drillon	Mar. 21 to Apr. 1, 1939
5	Sid Smith	Apr. 8 to Apr. 19, 1951
5	Dave Andreychuk	May 7 to May 15, 1993

## ASSISTS

### Most Assists

25	Doug Gilmour	1992-93
22	Doug Gilmour	1993-94
16	Darryl Sittler	1976-77

### Most Assists, Defenceman

15	Dave Ellett	1993-94
13	Tim Horton	1961-62
10	Ian Turnbull	1977-78
10	Todd Gill	1992-93

### Most Assists, Rookie

8	Steve Thomas	1985-86
7	Gerry Ehman	1958-59
6	Carl Brewer	1958-59
6	Danny Markov	1998-99

## SHOTS ON GOAL (SINCE 1959-60)

### Most Shots on Goal

72	Dave Andreychuk	1992-93
72	Wendel Clark	1993-94
71	Wendel Clark	1992-93

### Most Shots on Goal, Defenceman

64	Bryan McCabe	2001-02
62	Dave Ellett	1992-93
43	Jamie McCoun	

## PENALTY MINUTES

### Most Penalty Minutes

75	Dave Williams	1975-76
63	Dave Williams	1977-78
61	Tie Domi	2001-02

## GOALTENDERS

### Games Played

21	Felix Potvin	1992-93
20	Curtis Joseph	2001-02
18	Felix Potvin	1993-94

### Minutes

1307	Felix Potvin	1992-93
1253	Curtis Joseph	2001-02
1123	Felix Potvin	1993-94

### Wins

11	Felix Potvin	1992-93
10	Curtis Joseph	2001-02
9	Felix Potvin	1993-94
9	Curtis Joseph	1998-99

### Shutouts

4	Frank McCool	1944-45
3	Five times, most recently Ed Belfour in 2003-04	

### Goals Against Average (min. 4 games)

1.10	Turk Broda	1950-51
1.24	Lorne Chabot	1928-29
1.34	Turk Broda	1949-50

### Save Percentage (min. 4 games)

.957	Johnny Bower	1966-67
.949	Johnny Bower	1962-63
.936	Frederik Andersen	2019-20

### Saves

574	Felix Potvin	1992-93
509	Curtis Joseph	2001-02
474	Felix Potvin	1993-94

### Longest Shutout Streak, Goaltender

227:15	Curtis Joseph	Apr. 13 to Apr. 16, 2001
199:03	Lorne Chabot	Apr. 1 to Apr. 4, 1933
193:09	Frank McCool	Mar. 31 to Apr. 14, 1945

# PLAYER RECORDS (PLAYOFF SERIES)



## POINTS

### Most Points

16	Doug Gilmour	1993-94, CSF vs. SJS
13	Doug Gilmour	1992-93, CF vs. LAK
12	Darryl Sittler	1976-77, QF vs. PHI
12	Doug Gilmour	1992-93, DSF vs. DET
12	Wendel Clark	1993-94, CSF vs. SJS

## GOALS

### Most Goals

7	Wendel Clark	1993-94, CSF vs. SJS
6	Seven times, most recently Steve Thomas	in 2000-01, CSF vs. NJD

## ASSISTS

### Most Assists

13	Doug Gilmour	1993-94, CSF vs. SJS
9	Darryl Sittler	1976-77, QF vs. PHI
9	Doug Gilmour	1992-93, DSF vs. DET
9	Doug Gilmour	1992-93, CF vs. LAK
9	Mitch Marner	2022-23, R1 vs. TBL

## GOALTENDERS

### Saves (since 1955-56)

258	Ed Belfour	2002-03, CQF vs. PHI
251	James Reimer	2012-13, CQF vs. BOS
233	Felix Potvin	1994-95, CQF vs. CHI
233	Johnny Bower	1963-64, SCF vs. DET

### Shutouts

3	Frank McCool	1944-45, SCF vs. DET
3	Turk Broda	1949-50, SF vs. DET
3	Felix Potvin	1993-94, QF vs. CHI
3	Ed Belfour	2003-04, CSF vs. OTT

## OPPONENTS

### Most Playoff Points Against by Opposing Player

13	David Krejci, BOS	2012-13
13	David Pastinak, BOS	2017-18
12	Adam Oates, DET	1987-88

### Most Playoff Goals Against by Opposing Player

7	Maurice Richard, MTL	1943-44
6	Six times, most recently Mark Recchi,	PHI in 2002-03

### Most Playoff Saves by Opposing Goaltender

277	Curtis Joseph, STL	1992-93
230	Gump Worsley, NYR	1961-62
218	Carey Price, MTL	2021

# PLAYER RECORDS (PLAYOFF GAME)

## POINTS

### Most Points

6	Darryl Sittler	Apr. 22, 1976 vs. PHI (5G, 1A)
5	Six times, most recently Doug Gilmour on	May 5, 1994 at SJS

### Most Points, Defenceman

4	Allan Stanley	Apr. 2, 1960 vs. DET
4	Ian Turnbull	Apr. 22, 1976 vs. PHI
4	Morgan Rielly on Apr. 20, 2023 vs. TBL	
3	times, most recently Bryan Berard on May 23,	1999 vs. BUF

### Most Points, Rookie

3	Bob Neely	Apr. 13, 1974 vs. BOS
3	Steve Thomas	Apr. 9, 1986 at CHI
3	Steve Thomas	Apr. 28, 1986 vs. STL

### Most Powerplay Points

4	Frank Mahovlich	Apr. 2, 1964 vs. MTL
3	11 times, most recently Bryan Berard on	May 23, 1999 vs. BUF

### Most Shorthanded Points

2	George Armstrong	Apr. 18, 1963 vs. DET
2	Dave Keon	Apr. 18, 1963 vs. DET

## GOALS

### Most Goals

5	Darryl Sittler	Apr. 22, 1976 vs. PHI
4	Babe Dye	Mar. 28, 1922 vs. VMN
4	Ted Kennedy	Mar. 27, 1948 vs. BOS
4	Lanny McDonald	Apr. 17, 1977 vs. PHI

### Most Goals, Defenceman

2	10 times, most recently Cody Franson on	May 13, 2013 at BOS
---	---	---------------------

### Most Goals, Rookie

2	Six times, most recently Kasperi Kapanen on	Apr. 15, 2017 at WSH
---	---	----------------------

### Most Powerplay Goals

3	Sid Smith	Apr. 10, 1949 at DET
2	2 times, most recently Mike Gartner on Apr. 25,	1966 vs. STL

### Most Shorthanded Goals

2	Dave Keon	Apr. 18, 1963 vs. DET
---	-----------	-----------------------

## ASSISTS

### Most Assists

4	Ian Turnbull	Apr. 22, 1976 vs. PHI
4	Darryl Sittler	Apr. 9, 1977 at PIT
4	Doug Gilmour	May 5, 1994 at SJS
4	Morgan Rielly	Apr. 20, 2023 vs. TBL

### Most Assists, Defenceman

4	Ian Turnbull	Apr. 22, 1976 vs. PHI
4	Morgan Rielly	Apr. 20, 2023 vs. TBL
3	Six times, most recently Dave Ellett on	May 8, 1994

### Most Assists, Rookie

2	Seven times, most recently by William	Nylander and Mitch Marner on Apr.19, 2017 vs. WSH
---	---------------------------------------	---

## SHOTS ON GOAL (SINCE 1959-60)

### Most Shots on Goal

11	Dick Duff	Apr. 7, 1962 vs. NYR
11	Darryl Sittler	Apr. 22, 1976 vs. PHI
11	Alexander Mogilny	Apr. 24, 2002 at NYI

### Most Shots on Goal, Defenceman

9	Jim Dorey	Apr. 5, 1969 vs. BOS
9	Rob Ramage	Apr. 8, 1990 vs. STL
8	Ian Turnbull	Apr. 21, 1979 vs. MTL
8	Borje Salming	Apr. 24, 1986 vs. STL

### Most Shots on Goal, Rookie

9	Jim Dorey	Apr. 5, 1969 vs. BOS
8	Mike Walton	Apr. 6, 1967 at CHI
7	Mike Walton	Apr. 27, 1967 vs. MTL

## PENALTY MINUTES

### Most Penalty Minutes

38	Forbes Kennedy	Apr. 2, 1969 at BOS
34	Dave Williams	Apr. 22, 1976 vs. PHI
32	Dave Williams	Apr. 10, 1979 at AFM



# PLAYER RECORDS (PLAYOFF GAME)

## GOALTENDERS

### Saves

72	Ed Belfour	Apr. 16, 2003 vs. PHI
62	Johnny Bower	Mar. 27, 1960 at DET
61	Johnny Bower	Apr. 25, 1967 vs. MTL

## FASTEST GOALS, INDIVIDUAL PLAYER

### Fastest Two Goals

0:12	Darryl Sittler	Apr. 12, 1979 vs. AFM
0:19	Dick Duff	Apr. 9, 1963 vs. DET
0:30	Lorne Carr	Apr. 9, 1942 at DET

### Fastest Two Goals Against

0:16	Mel Bridgman	Apr. 25, 1976 at PHI
0:17	Maurice Richard	Mar. 23, 1944 at MTL
0:27	Reggie Leach	Apr. 20, 1976 at PHI

### Fastest Three Goals

7:33	George Ferguson	Apr. 11, 1978 vs. LAK
8:34	Darryl Sittler	Apr. 22, 1976 vs. PHI
10:47	Darryl Sittler	Apr. 22, 1976 vs. PHI
11:25	Don Metz	Apr. 14, 1942 vs. DET

### Fastest Three Goals Against

11:06	Denis Savard	Apr. 10, 1986 at CHI
12:08	Maurice Richard	Mar. 23, 1944 at MTL
13:53	Maurice Richard	Mar. 29, 1945 at MTL

### Fastest Goal, Start of Game

0:15	Sid Smith	Apr. 11, 1951 vs. MTL
0:17	Sid Smith	Apr. 24, 1955 at DET
0:17	Bob Pulford	Apr. 19, 1962 vs. CHI

### Fastest Opponent Goal, Start of Game

0:09	Gordie Howe	Apr. 1, 1954 at DET
0:09	Kenny Wharram	Apr. 13, 1967 vs. CHI
0:14	Alex Delvecchio	Mar. 22, 1961 vs. DET

### Fastest Goal, Start of Period

0:10	Joe Klukay	Mar. 28, 1950 at DET (2nd)
0:13	Mark Osborne	Apr. 14, 1987 at STL (3rd)
0:14	Don Metz	Apr. 16, 1942 at DET (2nd)

### Fastest Opponent Goal, Start of Period

0:09	Gordie Howe	Apr. 1, 1954 at DET (1st)
0:09	Kenny Wharram	Apr. 13, 1967 vs. CHI (1st)
0:12	Bobby Smith	Apr. 10, 1983 vs. MNS (3rd)

### Fastest Maple Leafs Goal, Overtime

0:34	Apr. 12, 1988 at DET	Ed Olczyk
1:36	Mar. 30, 1935 vs. BOS	Pep Kelly
1:37	Apr. 17, 2017 vs. WSH	Tyler Bozak

### Fastest Opponent Goal, Overtime

0:32	Apr. 11, 1980 vs. MNS	Al MacAdam
1:04	Apr. 21, 2017 at WSH	Justin Williams
1:23	Apr. 24, 1994 at CHI	Jeremy Roenick

## OPPONENTS

### Most Playoff Points Against by Opposing Player

6	Phil Esposito	Apr. 2, 1969 at PHI (4G, 2A)
6	David Pastrnak	Apr. 14, 2018 vs. BOS (3G, 3A)

### Most Playoff Goals Against by Opposing Player

5	Maurice Richard	Mar. 23, 1944 at MTL
4	Phil Esposito	Apr. 2, 1969 at BOS
4	Denis Savard	Apr. 10, 1986 at CHI
4	Tony Amonte	Apr. 23, 1994 at CHI

### Most Playoff Saves by Opposing Goaltender

61	Curtis Joseph	May 3, 1993 vs. STL
57	Curtis Joseph	May 5, 1993 vs. STL
55	Gump Worsley	Apr. 5, 1962 vs. NYR
55	Jiri Crha	Apr. 8, 1980 at MNS

# PLAYER RECORDS (PLAYOFF PERIOD)

## POINTS

### Most Points

3	18 times, most recently Morgan Rielly on Apr. 20, 2023 vs. TBL (1st)
---	--

## GOALS

### Most Goals

3	Alf Skinner	Mar. 23, 1918 vs. VMI (3rd)
3	Busher Jackson	Apr. 5, 1932 at NYR (2nd)
3	Darryl Sittler	Apr. 22, 1976 vs. PHI (2nd)

## ASSISTS

### Most Assists

3	Joe Primeau	Apr. 7, 1932 at NYR (3rd)
3	Nick Metz	Mar. 25, 1941 vs. BOS (2nd)
3	Morgan Rielly	Apr. 20, 2023 vs. TBL (1st)

## PENALTY MINUTES

### Most Penalty Minutes

34	Forbes Kennedy	Apr. 2, 1969 at BOS (3rd)
31	Red Horner	Mar. 28, 1940 at DET (1st)
27	Darryl Sittler	Apr. 8, 1971 at NYR (3rd)
27	Dave Williams	Apr. 22, 1976 vs. PHI (3rd)

## GOALTENDERS

### Saves (since 1997-98)

21	Frederik Andersen	Apr. 11, 2019 at BOS (2nd)
19	Frederik Andersen	Apr. 21, 2018 at BOS (3rd)
18	Five times, most recently Joseph Woll on May 12, 2023 vs. FLA	

## OPPONENTS

### Most Playoff Points Against by Opposing Player

4	Maurice Richard	Mar. 29, 1945 at MTL (3rd)
4	Alexander Mogilny	Apr. 28, 2001 at NJD (2nd)

### Most Playoff Goals Against by Opposing Player

3	Maurice Richard	Mar. 23, 1944 at MTL
3	Maurice Richard	Mar. 29, 1945 at MTL (3rd)

### Most Playoff Saves by Opposing Goaltender (since 1997-98)

19	Tuukka Rask	May 10, 2013 at BOS (1st)
17	Braden Holtby	Apr. 19, 2017 vs. WSH (3rd)
17	Tuukka Rask	May 6, 2013 vs. BOS (3rd)



# TEAM RECORDS (PLAYOFF SEASON)

## WINS

### Most Wins

- 11 1992-93
- 10 2001-02
- 9 1993-94
- 9 1998-99

### Most Home Wins

- 7 1961-62
- 7 1992-93
- 7 1993-94

### Most Road Wins

- 5 1944-45
- 5 1948-49
- 5 1950-51

### Largest Margin of Victory

- 6 Apr. 14, 1942 vs. DET (9-3)
- 6 Apr. 8, 1951 at BOS (6-0)
- 6 Apr. 7, 1962 vs. NYR (7-1)
- 6 May 15, 1993 vs. STL (6-0)

### Longest Winning Streak

- 6 Mar. 29 to Apr. 16, 1949
- 5 Four times, most recently Apr. 13 to Apr. 26, 2001

### Longest Home Winning Streak

- 7 Mar. 27 to Apr. 19, 1962
- 6 Mar. 26 to Apr. 18, 1963
- 5 Three times, most recently Apr. 10 to Apr. 30, 2004

### Longest Road Winning Streak

- 5 Apr. 1 to Apr. 19, 1951
- 5 Mar. 22 to Apr. 10, 1949
- 4 Apr. 9 to Apr. 23, 1987
- 4 Apr. 5 to Apr. 13, 1977

## LOSSES

### Most Losses

- 10 1992-93
- 10 2001-02
- 9 1993-94

### Most Home Losses

- 5 2001-02
- 5 2022-23
- 4 1976-77
- 4 1992-93
- 4 1998-99

### Most Road Losses

- 7 1993-94
- 6 1992-93
- 5 Five times, most recently 2003-04

### Largest Margin of Defeat

- 11 Mar. 30, 1944 at MTL (0-11)
- 10 Apr. 2, 1969 at BOS (0-10)
- 8 Mar. 29, 1947 vs. DET (1-9)
- 8 Apr. 10, 1988 vs. DET (0-8)

## OVERTIME

### Most Overtime Games

- 6 1992-93
- 5 1932-33
- 5 1993-94
- 5 2016-17
- 5 2022-23

### Most Overtime Wins

- 4 1950-51
- 4 1992-93
- 3 1993-94
- 3 1998-99
- 3 2022-23

### Most Overtime Losses

- 3 1932-33
- 3 1939-40
- 3 2001-02
- 3 2016-17

## GOALS

### Most Goals For

- 69 1992-93
- 50 1993-94

- 44 2001-02

### Most Powerplay Goals For

- 22 1993-94
- 17 1992-93
- 14 1975-76
- 14 1976-77

### Most Shorthanded Goals For

- 4 1993-94
- 3 1958-59
- 3 1962-63
- 3 1963-64

### Highest Goals Per Game Average (min. 4 games)

- 4.50 1982-83
- 4.22 1947-48
- 4.00 1931-32
- 4.00 1985-86

### Most Goals Against

- 63 1992-93
- 49 2001-02
- 47 1993-94

### Highest Goals Against Per Game Average (min. 4 games)

- 6.00 1968-69
- 5.33 1987-88
- 4.60 1943-44

## SHOTS ON GOAL (SINCE 1959-60)

### Most Shots on Goal Per Game

- 38.8 1973-74
- 37.8 1961-62
- 37.8 2019-20

### Fewest Shots on Goal Per Game

- 22.5 2000-01
- 23.8 1999-00
- 23.9 2003-04

### Most Shots on Goal Per Game Against

- 45.8 1982-83
- 45.0 1979-80
- 41.0 1968-69

### Fewest Shots on Goal Per Game Against

- 26.5 1998-99
- 28.2 2001-02
- 28.3 2021

## SPECIAL TEAMS

### Highest Powerplay Percentage (min. 4 games)

- 29.7 1993-94
- 28.6 1982-83
- 26.7 2017-18

### Lowest Powerplay Percentage (min. 4 games)

- 4.7 1999-00
- 10.2 2003-04
- 12.0 2002-03

### Highest Penalty Kill Percentage (min. 4 games)

- 100.0 2019-20
- 92.6 1994-95
- 89.7 2003-04

### Lowest Penalty Kill Percentage (min. 4 games)

- 56.3 2018-19
- 65.6 1987-88
- 66.7 2017-18

## PENALTIES

### Most Penalty Minutes

- 413 1992-93
- 389 2001-02
- 375 1993-94

## SHUTOUTS

### Most Shutouts

- 4 1944-45
- 3 Five times, most recently 2003-04

### Longest Shutout Streak

- 199:03 Apr. 1 to Apr. 4, 1933
- 193:09 Mar. 31 to Apr. 14, 1945
- 187:40 Apr. 13 to Apr. 16, 2001

### Longest Shutout Streak Against

- 181:07 Apr. 1 to Apr. 3, 1933
- 169:33 Apr. 14 to Apr. 22, 1945
- 143:17 May 18 to May 24, 1994



# TEAM RECORDS (PLAYOFF SERIES)



## OVERTIME

### Most Overtime Games

- 5 1950-51, SCF vs. MTL
- 5 2016-17, R1 vs. WSH
- 4 1932-33, SF vs. BOS

### Most Overtime Wins

- 4 1950-51, SCF vs. MTL
- 3 2022-23, R1 vs. TBL
- 2 Nine times, most recently 2016-17, R1 vs. WSH

### Most Overtime Losses

- 3 1939-40, SCF vs. NYR
- 3 2001-02, CF vs. CAR
- 3 2016-17, R1 vs. WSH

## GOALS

### Most Goals For, Seven-Game Series

- 26 1993-94, CSF vs. SJS
- 25 1941-42, SCF vs. DET
- 24 1992-93, DSF vs. DET
- 24 2021-22, R1 vs. TBL

### Most Goals Against, Seven-Game Series

- 33 1975-76, QF vs. PHI
- 30 1992-93, DSF vs. DET
- 28 2017-18, R1 vs. BOS

### Most Goals, Both Teams Combined, Seven-Game Series

- 56 1975-76, QF vs. PHI (TOR 23, PHI 33)
- 54 1992-93, DSF vs. DET (TOR 24, DET 30)
- 48 2017-18, R1 vs. BOS (TOR 20, BOS 28)

### Fewest Goals For, Seven-Game Series

- 9 1944-45, SCF vs. DET
- 10 2022-23, R2 vs. FLA
- 11 1949-50, SF vs. DET

### Fewest Goals Against, Seven-Game Series

- 9 1944-45, SCF vs. DET
- 10 1949-50, SF vs. DET
- 11 1992-93, DF vs. STL
- 11 2003-04, CQF vs. OTT

### Fewest Goals, Both Teams Combined, Seven-Game Series

- 18\* 1944-45, SCF vs. DET (TOR 9, DET 9)
- 21 1949-50, SF vs. DET (TOR 11, DET 10)
- 24 2022-23, R2 vs. FLA (TOR 10, FLA 14)

### Most Goals For, Six-Game Series

- 22 1961-62, SF vs. NYR
- 20 1987-88, DSF vs. DET
- 20 1959-60, SF vs. DET

### Most Goals Against, Six-Game Series

- 32 1987-88, DSF vs. DET
- 21 1995-96, CQF vs. STL
- 21 1944-45, SF vs. MTL

### Most Goals, Both Teams Combined, Six-Game Series

- 52 1987-88, DSF vs. DET (TOR 20, DET 32)
- 37 1942-43, SF vs. DET (TOR 17, DET 20)
- 37 1961-62, SF vs. NYR (TOR 22, NYR 15)
- 37 1976-77, QF vs. PHI (TOR 18, PHI 19)

### Fewest Goals For, Six-Game Series

- 6 2001-02, CF vs. CAR
- 9 1998-99, CQF vs. PHI
- 9 1999-00, CSF vs. NJD

### Fewest Goals Against, Six-Game Series

- 5 1950-51, SF vs. BOS
- 10 1993-94, CQF vs. CHI
- 10 1999-00, CQF vs. OTT
- 10 2001-02, CF vs. CAR

### Fewest Goals, Both Teams Combined, Six-Game Series

- 16\* 2001-02, CF vs. CAR (TOR 6, CAR 10)
- 20 1998-99, CQF vs. PHI (TOR 9, PHI 11)
- 22 1950-51, SF vs. BOS (TOR 17, BOS 5)

### Most Goals For, Five-Game Series

- 20 1947-48, SF vs. BOS
- 18 1946-47, SF vs. DET
- 18 1917-18, SCF vs. VMI

### Most Goals Against, Five-Game Series

- 23 1943-44, SF vs. MTL
- 21 1917-18, SCF vs. VMI
- 21 1998-99, CF vs. BUF

### Most Goals, Both Teams Combined, Five-Game Series

- 39 1917-18, SCF vs. VMI (TAN 18, VMI 21)
- 37 1998-99, CF vs. BUF (TOR 16, BUF 21)
- 36 1989-90, DSF vs. STL (TOR 16, STL 20)

### Fewest Goals For, Five-Game Series

- 6 1938-39, SCF vs. BOS
- 6 1943-44, SF vs. MTL
- 8 1953-54, SF vs. DET
- 8 1960-61, SF vs. DET

### Fewest Goals Against, Five-Game Series

- 6 1962-63, SF vs. MTL
- 7 1932-33, SF vs. BOS
- 9 1921-22, SCF vs. VMI

### Fewest Goals, Both Teams Combined, Five-Game Series

- 16 1932-33, SF vs. BOS (TOR 9, BOS 7)
- 18 1938-39, SCF vs. BOS (TOR 6, BOS 12)
- 20 1962-63, SF vs. MTL (TOR 14, MTL 6)

### Most Goals For, Four-Game Series

- 18 1947-48, SCF vs. DET
- 18 1982-83, DSF vs. MSN
- 12 1948-49, SCF vs. DET

### Most Goals Against, Four-Game Series

- 24 1968-69, QF vs. BOS
- 19 1978-79, QF vs. MTL
- 18 1935-36, SCF vs. DET
- 18 1982-83, DSF vs. MNS

### Most Goals, Both Teams Combined, Four-Game Series

- 36 1982-83, DSF vs. MNS (TOR 18, MNS 18)
- 29 Three times, most recently 1978-79, QF vs. MTL (TOR 10, MTL 19)

### Fewest Goals For, Four-Game Series

- 3 1951-52, SF vs. DET
- 5 1932-33, SCF vs. NYR
- 5 1959-60, SCF vs. MTL
- 5 1968-69, QF vs. BOS

### Fewest Goals Against, Four-Game Series

- 2 1934-35, SF vs. BOS
- 3 2000-01, CQF vs. OTT
- 5 1948-49, SCF vs. DET

### Fewest Goals, Both Teams Combined, Four-Game Series

- 9\* 1934-35, SF vs. BOS (TOR 7, BOS 2)
- 13 2000-01, CQF vs. OTT (TOR 10, OTT 3)
- 16 1932-33, SCF vs. NYR (TOR 5, NYR 11)
- 16 1951-52, SF vs. DET (TOR 3, DET 13)

### Most Powerplay Goals For

- 12 1975-76 vs. PHI, QF vs. PHI
- 10 1976-77 vs. PHI, QF vs. PHI
- 9 1993-94, CQF vs. CHI

### Most Shorthanded Goals For

- 3 1962-63, SCF vs. DET
- 3 1993-94, CSF vs. SJS
- 2 Nine times, most recently 2021-22, R1 vs. TBL

### Most Powerplay Goals Against

- 11 1964-65, SF vs. MTL
- 11 1987-88, DSF vs. DET
- 11 2001-02, CQF vs. NYI

# TEAM RECORDS (PLAYOFF SERIES)

## Most Shorthanded Goals Against

- 4 1932-33, SCF vs. NYR
- 4 1992-93, DSF vs. DET
- 4 1995-96, CQF vs. STL

## Most Powerplay Goals, Both Teams Combined

- 20 1975-76, QF vs. PHI (TOR 12, PHI 8)
- 17 1987-88, DSF vs. DET (TOR 6, DET 11)
- 16 2001-02, CQF vs. NYI (TOR 5, NYI 11)

## Most Shorthanded Goals, Both Teams Combined

- 5 1995-96, CQF vs. STL (TOR 1, STL 4)
- 4 Four times, most recently 1993-94, CSF vs. SJS (TOR 3, SJS 1)

## PENALTIES

### Most Penalty Minutes, Maple Leafs

- 257 1989-90, DSF vs. STL
- 230 1975-76, QF vs. PHI
- 207 1985-86, DF vs. STL

### Most Penalty Minutes, Opponent

- 295 1975-76, QF vs. PHI
- 245 1989-90, DSF vs. STL
- 207 1987-88, DSF vs. DET

## Most Penalty Minutes, Both Teams Combined

- 525 1975-76, QF vs. PHI (TOR 230, PHI 295)
- 502 1989-90, DSF vs. STL (TOR 257, STL 245)
- 413 1985-86, DF vs. STL (TOR 207, STL 206)

## SHUTOUTS

### Most Shutouts

- 3 1944-45, SCF vs. DET
- 3 1949-50, SF vs. DET
- 3 1993-94, CQF vs. CHI
- 3 2003-04, CQF vs. OTT

### Most Shutouts, Both Teams Combined

- 5 1944-45, SCF vs. DET (TOR 3, DET 2)
- 5 1949-50, SF vs. DET (TOR 3, DET 2)
- 4 Five times, most recently 2019-20, QR vs. CBJ (TOR 1, CBJ 2)



# TEAM RECORDS (PLAYOFF GAME)



## OVERTIMES

### Longest Game

164:46 Apr. 3, 1933 vs. BOS (1-0 W 6OT)  
130:18 Mar. 23, 1943 at DET (3-2 W 4OT)  
113:54 Apr. 16, 2003 vs. PHI (3-2 L 3OT)  
104:30 May 4, 2002 vs. OTT (3-2 W 3OT)  
103:00 Mar. 27, 1960 at DET (5-4 W 3OT)

### Shortest Overtime

0:30 Apr. 9, 1936 vs. DET (4-3 W)  
0:32 Apr. 11, 1980 vs. MNS (3-4 L)  
0:34 Apr. 12, 1988 at DET (6-5 W)

## GOALS

### Most Goals For

9 Apr. 14, 1942 vs. DET  
8 Four times, most recently May 5, 1994 at SJS

### Most Powerplay Goals For

5 Apr. 15, 1976 vs PHI  
4 Mar. 26, 1936 vs. BOS  
4 Apr. 10, 1947 at MTL  
4 Apr. 2, 1964 vs. MTL

### Most Shorthanded Goals For

2 Five times, most recently May 8, 1994 at SJS

### Most Goals Against

11 Mar. 30, 1944 at MTL  
10 Mar. 29, 1945 at MTL  
10 Apr. 2, 1969 at BOS

### Most Powerplay Goals Against

6 Apr. 2, 1969 at BOS  
4 Apr. 29, 1993 vs. DET  
4 May 27, 1993 at LAK  
4 Apr. 23, 2002 at NYI

### Most Shorthanded Goals Against

2 Six times, most recently Apr. 23, 1996 at STL

### Most Goals, Both Teams Combined

13 Apr. 7, 1936 at DET (4-9 L)  
13 Apr. 22, 1976 vs. PHI (8-5 W)  
13 Mar. 29, 1945 at MTL (3-10 L)

## FASTEST GOALS

### Fastest Maple Leafs Goal, Overtime

0:34 Apr. 12, 1988 at DET  
Ed Olczyk  
1:36 Mar. 30, 1935 vs. BOS  
Pep Kelly  
1:37 Apr. 17, 2017 vs. WSH  
Tyler Bozak

### Fastest Opponent Goal, Overtime

0:32 Apr. 11, 1980 vs. MNS Al MacAdam  
0:59 May 27, 2021 vs. MTL Nick Suzuki  
1:04 Apr. 21, 2017 at WSH Justin Williams

### Fastest Two Goals, Maple Leafs

0:11 Apr. 12, 1979 vs. AFM  
Darryl Sittler 4:16 (1), Ron Ellis 4:27 (1)  
0:12 Apr. 12, 1979 vs. AFM  
Darryl Sittler 4:04 (1), Darryl Sittler 4:16 (1)  
0:14 May 7, 1995 at CHI Mats Sundin 10:50 (3),  
Dave Andreychuk 11:04 (3)

### Fastest Two Goals, Opponent

0:07 Apr. 18, 1986 at STL  
Gino Cavallini 2:40 (2), Ron Flock  
Tom Bladon 16:43 (2), Reggie Leach 16:51 (2)  
0:11 Apr. 5, 1972 at BOS  
John McKenzie 15:27 (3), Fred Stanfield 15:38 (3)

### Fastest Two Goals, Both Teams

0:09 May 23, 1999 vs. BUF  
Valcivar Varada, BUF 4:23 (1), Mats Sundin,  
TOR 4:32 (1)  
0:10 Four times, most recently Apr. 26, 1999 at PHI  
– Karl Dykhuis, PHI 16:16 (1), Mike Johnson,  
TOR 16:26 (1)

### Fastest Three Goals, Maple Leafs

0:23\* Apr. 12, 1979 vs. AFM  
Darryl Sittler 4:04 (1), Darryl Sittler 4:16 (1),  
Ron Ellis 4:27 (1)  
1:39 Apr. 13, 1965 vs. MTL  
Dave Keon 2:10 (1), Red Kelly 3:11 (1),  
Ron Ellis 3:49 (1)  
1:42 Apr. 22, 1986 vs. STL  
Wendel Clark 13:49 (3), Rick Vaive 15:15 (3),  
Russ Courtnall 15:31 (3)

### Fastest Three Goals, Opponent

1:19 Mar. 30, 1944 at MTL  
Toe Blake 7:58 (3), Toe Blake 8:37 (3),  
Maurice Richard 9:17 (3)  
1:21 Apr. 25, 1976 at PHI  
Don Saleski 4:43 (2), Mel Bridgman 5:48 (2),  
Mel Bridgman 6:04 (2)  
1:30 Mar. 29, 1947 vs. DET  
Jimmy Conacher 17:30 (3), Roy Conacher 18:30 (3),  
Eddie Bruneteau 19:00 (3)

### Fastest Three Goals, Both Teams

0:38 Apr. 13, 1965 vs. MTL  
Red Kelly, TOR 3:11 (1), John Ferguson,  
MTL 03:32 (1), Ron Ellis, TOR 3:49 (1)  
0:39 May 11, 1999 at PIT  
Derek King, TOR 12:19 (2), Bobby Dollas,  
PIT 12:45 (2), Adam Mair, TOR 12:58 (2)  
0:45 Mar. 24, 1934 vs. DET  
Charlie Conacher, TOR 12:16 (3), Ted Graham,  
DET 12:49 (3), Larry Aurie, DET 13:01 (3)

### Fastest Four Goals, Maple Leafs

7:21 Apr. 9, 1936 vs. DET  
Joe Primeau 13:09 (3), Pep Kelly 15:20 (3),  
Pep Kelly 19:19 (3), Buzz Boll 0:30 (4)  
7:38 Mar. 26, 1936 vs. BOS  
Red Horner 11:35 (2), Charlie Conacher 16:55 (2),  
Busher Jackson 17:58 (2), Buzz Boll 19:13 (2)  
9:00 Mar. 11, 1918 vs. MTL  
Harry Meeking 5:00 (3), Jack Adams 11:00 (3),  
Harry Cameron 12:00 (3), Harry Mummy 14:00 (3)

### Fastest Four Goals, Opponent

2:35\* Mar. 30, 1944 at MTL  
Toe Blake 7:58 (3), Toe Blake 8:37 (3),  
Maurice Richard 9:17 (3), Roy Gertliffe 10:33 (3)  
2:57 Mar. 30, 1944 at MTL  
oe Blake 8:37 (3), Maurice Richard 9:17 (3),  
Roy Gertliffe 10:33 (3), Buddy O'Connor 11:34 (3)  
3:16 Apr. 25, 1976 at PHI  
Don Saleski 4:43 (2), Mel Bridgman 5:48 (2),  
Mel Bridgman 6:04 (2), Ross Lonsberry 7:59 (2)

### Fastest Four Goals, Both Teams

1:33\* Apr. 20, 1976 at PHI  
Don Saleski, PHI 10:04 (2), Bob Neely,  
TOR 10:42 (2), Gary Dornhoefer, PHI 11:24 (2)  
Don Saleski, PHI 11:37 (2)  
1:39 Apr. 13, 1965 vs. MTL:  
Dave Keon, TOR 2:10 (1), Red Kelly, TOR 3:11 (1),  
John Ferguson, MTL 3:32 (1), Ron Ellis,  
TOR 3:49 (1)  
1:49 Mar. 24, 1934 vs. DET  
Hec Kilrea, TOR 11:12 (3), Charlie Conacher,  
TOR 12:16 (3), Ted Graham, DET 12:49 (3), Larry  
Aurie, DET 13:01 (3)

# TEAM RECORDS (PLAYOFF GAME)



## Fastest Five Goals, Maple Leafs

- 10:33 Mar. 26, 1936 vs. BOS  
King Clancy, 7:25 (2), Charlie Conacher 7:55 (2), Red Horner 11:35 (2), Charlie Conacher 16:55 (2), Busher Jackson 17:58 (2)
- 11:18 Mar. 26, 1936 vs. BOS  
Charlie Conacher 7:55 (2), Red Horner 11:35 (2), Charlie Conacher 16:55 (2), Busher Jackson 17:58 (2), Buzz Boll 19:13 (2)
- 14:45 Apr. 14, 1942 vs. DET  
Bob Goldham 1:59 (2), Sweeney Schriner 4:11 (2), Don Metz 14:11 (2), Syl Apps 14:28 (2), Don Metz 16:44 (2)

## Fastest Five Goals, Opponent

- 3:36\* Mar. 30, 1944 at MTL  
Toe Blake 7:58 (3), Toe Blake 8:37 (3), Maurice Richard 9:17 (3), Roy Getliffe 10:33 (3), Buddy O'Connor 11:34 (3)
- 7:04 Mar. 30, 1944 at MTL  
Toe Blake 8:37 (3), Maurice Richard 9:17 (3), Roy Getliffe 10:33 (3), Buddy O'Connor 11:34 (3), Murph Chamberlain 15:41 (3)
- 8:06 Mar. 30, 1944 at MTL  
Butch Bouchard 2:27 (3), Toe Blake 7:58 (3), Toe Blake 8:37 (3), Maurice Richard 9:17 (3), Roy Getliffe 10:33 (3)

## Fastest Five Goals, Both Teams

- 3:57 Apr. 7, 1988 at DET  
Gerard Gallant, DET 3:57 (1), Petr Klima, DET 4:22 (1), Russ Courtnall, TOR 5:43 (1), Petr Klima, DET 7:31 (1)
- 4:19 Apr. 9, 1932 vs. NYR  
Ace Bailey, TOR 15:07 (3), Fred Cook, NYR 16:32 (3), Bob Gracie, TOR 17:36 (3), Frank Boucher, NYR 18:26 (3), Frank Boucher, NYR 19:26 (3)
- 4:37 May 11, 1999 at PIT  
Mike Johnson, TOR 8:21 (2), Kevin Hatcher, PIT 10:42 (2), Derek King, TOR 12:19 (2), Bobby Dollas, PIT 12:45 (2), Adam Mair, TOR 12:58 (2)

## SHOTS ON GOAL (SINCE 1959-60)

### Most Shots on Goal For

- 64 May 3, 1993 vs. STL (20T)  
59 Apr. 5, 1962 vs. NYR (20T)  
58 May 5, 1993 vs. STL (20T)

### Most Shots on Goal Against

- 75 Apr. 16, 2003 vs. PHI (30T)  
66 Mar. 27, 1960 at DET (30T)  
63 Apr. 25, 1967 vs. MTL (20T)

### Most Shots, Both Teams Combined

- 118 Mar. 27, 1960 at DET (TOR 52, DET 66, 30T)  
117 Apr. 25, 1967 vs. MTL (TOR 54, MTL 63, 30T)  
113 Apr. 16, 2003 vs. PHI (TOR 38, PHI 75, 20T)

### Fewest Shots on Goal For

- 6 May 8, 2000 at NJD  
11 May 2, 2004 at PHI  
13 Apr. 15, 1975 at PHI

### Fewest Shots on Goal Against

- 14 May 13, 1999 at PIT  
14 Apr. 18, 2002 vs. NYI  
15 Apr. 17, 2000 at OTT  
15 May 23, 2002 vs. CAR

### Fewest Shots, Both Teams Combined

- 37 Apr. 16, 2004 vs. OTT  
40 Apr. 13, 1978 at LAK  
42 Apr. 21, 1978 vs. NYI

## PENALTIES

### Most Penalty Minutes, Maple Leafs

- 109 Apr. 10, 1979 at AFM  
94 Apr. 22, 1976 vs. PHI  
83 Apr. 8, 1971 at NYR

### Most Penalty Minutes, Opponent

- 115 Apr. 10, 1979 at AFM  
107 Apr. 15, 1976 vs. PHI  
91 Apr. 22, 1976 vs. PHI

### Most Penalty Minutes, Both Teams Combined

- 224 Apr. 10, 1979 at AFM (TOR 109, AFM 115)  
185 Apr. 22, 1976 vs. PHI (TOR 94, PHI 91)  
173 Apr. 15, 1976 vs. PHI (TOR 66, PHI 107)



# TEAM RECORDS (PLAYOFF PERIOD)

## GOALS

### Most Goals For

- 6 Mar. 26, 1936 vs. BOS (2nd)
- 5 Apr. 14, 1942 vs. DET (2nd)
- 4 14 times, most recently Apr. 28, 2001 vs. NJD (3rd)

### Most Goals Against

- 7\* Mar. 30, 1944 at MTL (3rd)
- 6 Mar. 29, 1947 vs. DET (3rd)
- 5 Four times, most recently Apr. 29, 1993 (2nd)

### Most Goals, Both Teams Combined

- 7 Mar. 26, 1936 vs. BOS (TOR 6, BOS 1 in 2nd)
- 7 Mar. 30, 1944 at MTL (TOR 0, MTL 7 in 3rd)
- 6 Seven times, most recently Apr. 7, 1988 at DET (TOR 2, DET 4 in 1st)

### Most Powerplay Goals, Both Teams Combined

- 4 Mar. 26, 1936 vs. BOS (TOR 4, BOS 0 in 2nd)
- 4 Apr. 8, 1980 at MNS (TOR 2, MNS 2 in 1st)

## SHOTS ON GOAL (SINCE 1967)

### Most Shots on Goal For

- 27 Apr. 15, 1976 vs. PHI (2nd)
- 24 Apr. 13, 1974 vs. BOS (3rd)
- 23 May 5, 1993 vs. STL (1st)

### Most Shots on Goal Against

- 30\* Apr. 8, 1980 at MNS (2nd)
- 27 Apr. 9, 1983 vs. MNS (2nd)
- 22 Apr. 15, 1967 at CHI (3rd)

### Most Shots on Goal, Both Teams Combined

- 38 Apr. 9, 1983 vs. MNS (TOR 11, MNS 27 in 2nd)
- 37 Apr. 15, 1967 at CHI (TOR 15, CHI 22 in 3rd)
- 37 Apr. 13, 1974 vs. BOS (TOR 24, BOS 13 in 3rd)

### Fewest Shots on Goal For

- 1 May 8, 2000 at NJD (3rd)
- 1 Apr. 26, 2001 at NJD (3rd)
- 2 May 2, 2004 at PHI (1st)

### Fewest Shots on Goal Against

- 1 Apr. 25, 2004 at PHI (2nd)
- 1 May 14, 2002 vs. OTT (2nd)
- 1 May 17, 1993 vs. LAK (3rd)

### Fewest Shots on Goal, Both Teams Combined

- 7 Apr. 28, 1994 at CHI (TOR 4, CHI 3 in 3rd)
- 8 May 21, 2002 vs. CAR (TOR 4, CAR 4 in 2nd)
- 8 May 8, 2002 at OTT (TOR 5, OTT 3 in 1st)
- 8 Apr. 18, 2001 vs. OTT (TOR 2, OTT 6 in 3rd)

## PENALTIES

### Most Penalty Minutes, Maple Leafs

- 87 Apr. 10, 1979 at AFM (2nd)
- 69 Apr. 12, 1990 at STL (2nd)
- 66 May 27, 1999 at BUF (3rd)

### Most Penalty Minutes, Opponent

- 99 Apr. 10, 1979 at AFM (2nd)
- 67 Apr. 12, 1990 at STL (2nd)
- 66 Apr. 14, 1966 vs MTL (1st)

### Most Penalty Minutes, Both Teams Combined

- 186 Apr. 10, 1979 at AFM (TOR 87, AFM 99 in 2nd)
- 136 Apr. 12, 1990 at STL (TOR 69, STL 67 in 2nd)
- 126 May 27, 1999 at BUF (TOR 66, BUF 60 in 3rd)



# MISCELLANEOUS PLAYOFF STATISTICS



## GAME SEVEN HISTORY

Since the best-of-seven format was introduced in 1939, the Maple Leafs have played in 25 Game Sevens. The Leafs have a record of 12-14 (5-11 on the road and 7-3 at home). The most recent Game Seven for Toronto occurred on May 14, 2022 as the Leafs were eliminated by the Tampa Bay Lightning in a 2-1 loss in Toronto in the First Round.

## GAME SEVEN OVERTIMES INVOLVING THE MAPLE LEAFS:

- Apr. 9, 1950 - Leo Reise of Detroit scored in OT to defeat Toronto 1-0 (at Det.).
- Apr. 29, 1978 - Lanny McDonald of Toronto scored in OT to defeat NYI 2-1 (at NYI).
- May 1, 1993 - Nikolai Borschevsky of Toronto scored in OT to defeat Detroit 4-3 (at Det.).
- May 13, 2013 - Patrice Bergeron of Boston scored in OT to defeat Toronto 5-4 (at Bos.).

## PLAYOFF OVERTIME RECORD

All-Time Record	Home	Road
62-62-1	39-35-1	23-27-0

## LEADING/TRAILING SERIES 2-0

Since the best-of-seven format was introduced in 1939, the Maple Leafs have won four series after trailing 2-0 in games to the opposition. They have been defeated three times after holding a 2-0 advantage in a best-of-seven series:

### Trailing

- 1993 - Toronto defeated Detroit in the CQF (4-3)
- 1978 - Toronto defeated NY Islanders in the QF (4-3)
- 1959 - Toronto defeated Boston in the SF (4-3)
- 1942 - Toronto defeated Detroit in the F (4-3)

### Leading

- 1995 - Chicago defeated Toronto in the CQF (4-3)
- 1987 - Detroit defeated Toronto in the DF (4-3)
- 1977 - Philadelphia defeated Toronto in the QF (4-2)

## ALL-TIME PLAYOFF PENALTY SHOTS

### PENALTY SHOTS AGAINST

DATE	OPPOSITION SHOOTER	GOALTENDER	HOME/ROAD	RESULT
April 9, 1988	Petr Klima, Det.	Allan Bester	Home	Goal
May 9, 1995	Patrick Poulin, Chi.	Felix Potvin	Road	No Goal
April 24, 2002	Shawn Bates, NYI	Curtis Joseph	Road	Goal

### PENALTY SHOTS FOR

DATE	LEAFS SHOOTER	GOALTENDER	HOME/ROAD	RESULT
April 22, 1999	Mats Sundin	John Vanbiesbrouck, Phi.	Home	No Goal
May 29, 1999	Mats Sundin	Dominik Hasek, Buf.	Road	Goal
April 21, 2003	Robert Reichel	Roman Cechmanek, Phi.	Home	No Goal
April 11, 2019	Mitch Marner	Tuukka Rask, Bos.	Road	Goal

## ALL-TIME PLAYOFF HAT TRICKS

DATE	PLAYER	HOME/ROAD	OPPOSITION
April 5, 1932	Harvey Jackson (1st)	Road	New York Rangers
March 26, 1936	Charlie Conacher (1st)	Home	Boston Bruins
March 25, 1941	Syl Apps (1st)	Home	Boston Bruins
April 14, 1942	Don Metz (1st)	Home	Detroit Red Wings
April 14, 1945	Ted Kennedy (1st)	Home	Detroit Red Wings
March 27, 1948	*Ted Kennedy (2nd)	Home	Boston Bruins
April 10, 1949	Sid Smith (1st)	Road	Detroit Red Wings
April 19, 1962	Bob Pulford (1st)	Home	Chicago Blackhawks
April 9, 1964	Dave Keon (1st)	Road	Montreal Canadiens
April 22, 1976	**Darryl Sittler (1st)	Home	Philadelphia Flyers
April 9, 1977	Lanny McDonald (1st)	Road	Pittsburgh Penguins
April 17, 1977	*Lanny McDonald (2nd)	Home	Philadelphia Flyers
April 11, 1978	George Ferguson (1st)	Home	Los Angeles Kings
April 12, 1988	Ed Olczyk (1st)	Road	Detroit Red Wings
May 27, 1993	Wendel Clark (1st)	Road	Los Angeles Kings
April 25, 1996	Mike Gartner (1st)	Home	St. Louis Blues
April 9, 2003	Alexander Mogilny (1st)	Road	Philadelphia Flyers
April 20, 2023	John Tavares (1st)	Home	Tampa Bay Lightning

\*Four goal game

\*\*Five goal game





Asap.com

Baptist Health

SIS

TORONTO  
MAPLE  
LEAFS

BAUER

The background features a series of diagonal stripes in two shades of blue and black. The stripes are layered, creating a sense of depth and movement. A repeating pattern of small, stylized figures or symbols is visible within the blue stripes.

# STANLEY CUPS



WAGONS 1905-26

W. STANLEY	W. STANLEY
D. SHAW	D. SHAW
A. F. ...	A. F. ...
T. ...	T. ...

COUGARS

W. ...	W. ...
J. ...	J. ...
L. ...	L. ...
E. ...	E. ...
R. ...	R. ...
C. ...	C. ...
M. ...	M. ...
D. ...	D. ...

OTTAWA LANDRETT VS. STAMPAH

OTTAWA	OTTAWA	OTTAWA
LANDRETT	STAMPAH	OTTAWA
VS.	VS.	VS.

OTTAWA 1915-18

OTTAWA	OTTAWA	OTTAWA
1915-18	1915-18	1915-18

TORONTO AMPHIBIENS VS. DENVER

TORONTO	TORONTO	TORONTO
AMPHIBIENS	DENVER	DENVER
VS.	VS.	VS.

DETROIT REG WINGS 1941-42

DETROIT	DETROIT	DETROIT
REG WINGS	1941-42	1941-42

OTTAWA 1915-18

OTTAWA	OTTAWA	OTTAWA
1915-18	1915-18	1915-18

DETROIT REG WINGS 1941-42

DETROIT	DETROIT	DETROIT
REG WINGS	1941-42	1941-42

OTTAWA 1915-18

OTTAWA	OTTAWA	OTTAWA
1915-18	1915-18	1915-18



1918

STANLEY CUP CHAMPIONS



**REGULAR SEASON RECORD:** 13-9-0 (2nd & 1st in NHL)

**PLAYOFF RECORD:** 4-3

**NHL FINAL (O'BRIEN CUP):** Toronto defeated the Montreal Canadiens (1st & 3rd in NHL), winning the two-game total-goals series, 10-7.

**SCORES:**

Game 1 – March 11, 1918 – Toronto 7, Montreal 3 – \*Arena Gardens – Toronto, ON

Game 2 – March 13, 1918 – Montreal 4, Toronto 3 – Jubilee Arena – Montreal, QC

\*Name changed to Mutual Street Arena in 1938.

**STANLEY CUP FINAL:** Toronto defeated the Vancouver Millionaires (PCHA Champions), winning the best-of-five series, 3-2. (From 1917-18 through 1920-21, the NHL Champions played the PCHA Champions for the Stanley Cup.)

**SCORES:**

Game 1 – March 20, 1918 – Toronto 5, Van. Millionaires 3 – Arena Gardens – Toronto, ON

Game 2 – March 23, 1918 – Van. Millionaires 6, Toronto 4 – Arena Gardens – Toronto, ON

Game 3 – March 26, 1918 – Toronto 6, Van. Millionaires 3 – Arena Gardens – Toronto, ON

Game 4 – March 28, 1918 – Van. Millionaires 8, Toronto 1 – Arena Gardens – Toronto, ON

Game 5 – March 30, 1918 – Toronto 2, Van. Millionaires 1 – Arena Gardens – Toronto, ON

**STANLEY CUP WINNING GOAL:** Corb Denneny at 10:30 of the third period.

**MANAGER:** Charles Querrie


**COACH:** Dick Carroll

**CAPTAIN:** Ken Randall

**ROSTER:** Rusty Crawford, Harry Meeking, Ken Randall, Corb Denneny, Harry Cameron, Jack Adams, Alf Skinner, Harry Mummery, Hap Holmes, Reg Noble, Sammy Hebert, Jack Marks, Jack Coughlin.

**ADDITIONAL STAFF:** Frank Carroll (Trainer).

**NOTES:** Alf Skinner led the Arenas with eight goals in the Final... The NHA (National Hockey Association) suspended operations prior to the 1917-18 season and the remaining clubs formed the NHL in November of 1918 using the exact constitution and playing rules of the NHA... As per the adopted NHA rules, the Stanley Cup Final site alternated between the NHL champion and the PCHA (Pacific Coast Hockey Association) champion due to travel expense, while the differing rules for the leagues alternated each game... Two of the major differences between the two leagues' rules played a major factor in the series... The PCHA played with six skaters and one goaltender per side, allowed forward passing in the neutral zone, and did not permit substitutions on the fly... The NHL played with five skaters and one goaltender per side, did not allow any forward passing (adopted PCHA neutral zone rule prior to 1918-19 season), and permitted substitutions on the fly... In every game in the Final, the winner was the team playing under its respective league's rules... The Arenas outscored the Millionaires 13-7 in Game's 1, 3 and 5, while Vancouver held a 14-5 margin in Game's 2 and 4... The 1918 Stanley Cup Final was the first series contested by the new NHL and the second Stanley Cup win by a Toronto based franchise... The Toronto Blueshirts won the Stanley Cup in 1914.



TORONTO  
ST PATS

# 1922

## STANLEY CUP CHAMPIONS



STANLEY CUPS



**REGULAR SEASON RECORD:** 13-10-1 (2nd in NHL)

**PLAYOFF RECORD:** 4-2-1

**NHL FINAL (O'BRIEN CUP):** Toronto defeated the Ottawa Senators (1st in NHL), winning the two-game total-goals series, 5-4.

**SCORES:**

Game 1 – March 11, 1922 – Toronto 5, Ottawa 4 – Arena Gardens – Toronto, ON

Game 2 – March 13, 1922 – Toronto 0, Ottawa 0 – The Arena – Ottawa, ON

**STANLEY CUP FINAL:** Toronto defeated the Vancouver Millionaires (PCHA Champions), winning the best-of-five series, 3-2. (From 1921-22 through 1925-26, the NHL Champions played the PCHA/WCHL Champions for the Stanley Cup.)

**SCORES:**

Game 1 – March 17, 1922 – Van. Millionaires 4, Toronto 3 – Arena Gardens – Toronto, ON

Game 2 – March 20, 1922 – Toronto 2, Van. Millionaires 1 (OT) – Arena Gardens – Toronto, ON

Game 3 – March 23, 1922 – Van. Millionaires 3, Toronto 0 – Arena Gardens – Toronto, ON

Game 4 – March 25, 1922 – Toronto 6, Van. Millionaires 0 – Arena Gardens – Toronto, ON

Game 5 – March 28, 1922 – Toronto 5, Van. Millionaires 1 – Arena Gardens – Toronto, ON

**STANLEY CUP WINNING GOAL:** Babe Dye at 4:20 of the first period.

**MANAGER:** Charles Querrie

**COACH:** George O'Donoghue

**CAPTAIN:** Reg Noble

**ROSTER:** Ted Stackhouse, Corb Dennerly, Rod Smylie, Lloyd Andrews, John Ross Roach, Harry Cameron, Billy Stuart, Babe Dye, Ken Randall, Reg Noble, Eddie Gerard (borrowed for one game from Ottawa), Stan Jackson, Ivan Mitchell.

**NOTES:** Babe Dye scored nine of the St. Pats 16 goals in the Final, including the game-winning goal in overtime in Game 2 and four goals in Game 5... John Ross Roach became the first rookie goaltender to record a shutout in the Stanley Cup Final in Game 4, and posted a 1.80 goals against average in the series.





# 1932

## STANLEY CUP CHAMPIONS

**REGULAR SEASON RECORD:** 23-18-7 (2nd, Canadian Division)

**PLAYOFF RECORD:** 5-1-1

**PATH TO THE FINAL:** Quarter-Final - Toronto defeated the Chicago Black Hawks (2nd, American Division), winning the two-game total-goals series, 6-2... Semi-Final - Toronto defeated the Montreal Maroons (3rd, Canadian Division), winning the two-game total-goals series, 4-3.

**STANLEY CUP FINAL:** Toronto defeated the New York Rangers (1st, American Division), winning the best-of-five series, 3-0.

### SCORES:

Game 1 - April 5, 1932 - Toronto 6, NY Rangers 4 - Madison Square Garden - New York, NY

Game 2 - April 7, 1932 - Toronto 6, NY Rangers 2 - Boston Garden - Boston, MA

Game 3 - April 9, 1932 - Toronto 6, NY Rangers 4 - Maple Leaf Gardens - Toronto, ON

**STANLEY CUP WINNING GOAL:** Ace Bailey at 15:07 of the third period.

**MANAGER:** Conn Smythe

**COACH:** Dick Irvin

**CAPTAIN:** Hap Day

**ROSTER:** Charlie Conacher, Busher Jackson, King Clancy, Andy Blair, Red Horner, Lorne Chabot, Alex Levinsky, Joe Primeau, Harold Darragh, Baldy Cotton, Frank Finnigan, Hap Day, Ace Bailey, Bob Gracie, Fred Robertson, Earl Miller.

**ADDITIONAL STAFF:** Tim Daly (Trainer).

**NOTES:** Charlie Conacher led the Maple Leafs and tied for second in NHL playoff scoring with eight points (6 goals, 2 assists)... Game 2 of the Final was played in Boston due to the circus being booked at Madison Square Garden in New York... The 'Kid Line' of Conacher, Busher Jackson and Joe Primeau combined for eight goals for the Maple Leafs in the Final... Toronto's coach Dick Irvin made his second straight Stanley Cup Final appearance, having coached for Chicago in 1931... The Maple Leafs won the Stanley Cup in their first season at Maple Leaf Gardens, which opened on November 12, 1931... The Leafs of the 1930's were called the "Gashouse Gang" for their off-ice antics... Pranks such as Conacher hanging King Clancy by his feet out of an open hotel window were common.



W. A. H. MCBRIEN (V PRESS) MAJOR CONN SMYTHE (MA  
F J SELKE (ACTING MAN) HAP DAY COACH



# 1942

## STANLEY CUP CHAMPIONS



STANLEY CUPS



**REGULAR SEASON RECORD:** 27-18-3 (2nd in NHL)

**PLAYOFF RECORD:** 8-5

**PATH TO THE FINAL:** Semi-Final - Toronto defeated the New York Rangers (1st in NHL), winning the best-of-seven series, 4-2.

**STANLEY CUP FINAL:** Toronto defeated the Detroit Red Wings (5th in NHL), winning the best-of-seven series, 4-3.

### SCORES:

Game 1 - April 4, 1942 - Detroit 3, Toronto 2 - Maple Leaf Gardens - Toronto, ON

Game 2 - April 7, 1942 - Detroit 4, Toronto 2 - Maple Leaf Gardens - Toronto, ON

Game 3 - April 9, 1942 - Detroit 5, Toronto 2 - Detroit Olympia - Detroit, MI

Game 4 - April 12, 1942 - Toronto 4, Detroit 3 - Detroit Olympia - Detroit, MI

Game 5 - April 14, 1942 - Toronto 9, Detroit 3 - Maple Leaf Gardens - Toronto, ON

Game 6 - April 16, 1942 - Toronto 3, Detroit 0 - Detroit Olympia - Detroit, MI

Game 7 - April 18, 1942 - Toronto 3, Detroit 1 - Maple Leaf Gardens - Toronto, ON

**STANLEY CUP WINNING GOAL:** Pete Langelle at 9:48 of the third period.

**MANAGER:** Conn Smythe

**BUSINESS MANAGER:** Frank Selke

**COACH:** Hap Day

**CAPTAIN:** Syl Apps

**ROSTER:** Wally Stanowski, Syl Apps, Bob Goldham, Gordie Drillon, Hank Goldup, Ernie Dickens, Sweeney Schriner, Bucko McDonald, Bob Davidson, Nick Metz, Bingo Kampman, Don Metz, Gaye Stewart, Turk Broda, John McCreedy, Lorne Carr, Pete Langelle, Billy Taylor, Reg Hamilton.

**ADDITIONAL STAFF:** Tim Daly (Trainer):

**NOTES:** Syl Apps led the Maple Leafs and tied for the NHL lead in playoff scoring with 14 points (5 goals, 9 assists), including three goals and two assists in Game 5 of the Final... After losing the first three games of the series, Leafs coach Hap Day benched his regular season leading scorer Gordie Drillon, Bucko McDonald and Hank Goldup... Among those replacing the regulars was Don Metz who went on to score four goals and three assists for seven points in the remaining four games... The record crowd of 16,218 in Game 7 at Maple Leaf Gardens marked the first time that over 16,000 people attended a hockey game in Canada... The Maple Leafs became the first team in NHL history to come back from a 3-0 deficit and win a best-of-seven series... Only three other teams have accomplished this feat since; the New York Islanders over the Pittsburgh Penguins in the Quarter-Final in 1975, the Philadelphia Flyers over the Boston Bruins in the Conference Semi-Final in 2010 and the Los Angeles Kings over the San Jose Sharks in Conference Quarter-Final in 2014... The Maple Leafs remain the sole team to do so in the Stanley Cup Final.



ELVIN MORRIS DAVE SCHRIENER GUS BODNAR  
WALLY STANOWSKI ROSS JOHNSTONE LORNE CARR  
JOHNNY MCCREEDY TOM O'NEILL MEL HILL

STANLEY CUPS



# 1945

## STANLEY CUP CHAMPIONS

**REGULAR SEASON RECORD:** 24-22-4 (3rd in NHL)

**PLAYOFF RECORD:** 8-5

**PATH TO THE FINAL:** Semi-Final – Toronto defeated the Montreal Canadiens (1st in NHL), winning the best-of-seven series, 4-2.

**STANLEY CUP FINAL:** Toronto defeated the Detroit Red Wings (2nd in NHL), winning the best-of-seven series, 4-3.

### SCORES:

Game 1 – April 6, 1945 – Toronto 1, Detroit 0 – Detroit Olympia – Detroit, MI  
Game 2 – April 8, 1945 – Toronto 2, Detroit 0 – Detroit Olympia – Detroit, MI  
Game 3 – April 12, 1945 – Toronto 1, Detroit 0 – Maple Leaf Gardens – Toronto, ON  
Game 4 – April 14, 1945 – Detroit 5, Toronto 3 – Maple Leaf Gardens – Toronto, ON  
Game 5 – April 19, 1945 – Detroit 2, Toronto 0 – Detroit Olympia – Detroit, MI  
Game 6 – April 21, 1945 – Detroit 1, Toronto 0 (OT) – Maple Leaf Gardens – Toronto, ON  
Game 7 – April 22, 1945 – Toronto 2, Detroit 1 – Detroit Olympia – Detroit, MI

**STANLEY CUP WINNING GOAL:** Babe Pratt at 12:14 of the third period.

**MANAGER:** Conn Smythe

**BUSINESS MANAGER:** Frank Selke


**COACH:** Hap Day

**CAPTAIN:** Bob Davidson

**ROSTER:** Don Metz, Frank McCool, Wally Stanowski, Reg Hamilton, Moe Morris, John McCreedy, Tom O'Neill, Ted Kennedy, Babe Pratt, Gus Bodnar, Art Jackson, Jack McLean, Mel Hill, Nick Metz, Bob Davidson, Sweeney Schriner, Lorne Carr, Pete Backor, Ross Johnstone.

**ADDITIONAL STAFF:** Tim Daly (Trainer).

**NOTES:** Nineteen-year-old Ted Kennedy led the NHL playoffs in goals (7), including a hat trick in a losing effort in Game 4 of the Final, and was second overall in points (9)... The Maple Leafs would open the playoffs against the heavily favoured and defending Stanley Cup Champion Montreal Canadiens... Despite recording 28 less points than Montreal in the 1944-45 regular season, Toronto won the best-of-seven Semi-Final series in six games... Two rookie goaltenders met in a Stanley Cup Final for the first time in NHL history: 18-year-old Harry Lumley for Detroit and 26-year-old Frank McCool for Toronto replacing Turk Broda who was serving time in the army... McCool, who shutout the Red Wings in Game's 1, 2 and 3, remains the only goaltender in NHL history to record three consecutive shutouts in the Final... In a bizarre near-reversal of the 1942 Stanley Cup Final, Detroit would win Game's 4, 5 and 6 to force a Game 7... Toronto became the first team in NHL history to win Game 7 of the Stanley Cup Final on the road... It has only happened three times since: Montreal over Chicago (1971), Pittsburgh over Detroit (2009), and Boston over Vancouver (2011)... The nine goals the Leafs scored in the Final is the fewest scored by a Stanley Cup winner in a best-of-seven series... McCool, who also won the Calder Trophy as the NHL's rookie of the year, would go on to play just 22 more games in the NHL.





G.E. WALKER CHIEF SCOUT SYL APPS CAPTAIN  
WILLIAM BARILKO GUS BOONAR GARTH BOESCH  
WALTER BRODA WILLIAM EZINICKI BUD POILE



# 1947

## STANLEY CUP CHAMPIONS



STANLEY CUPS



**REGULAR SEASON RECORD:** 31-19-10 (2nd in NHL)

**PLAYOFF RECORD:** 8-3

**PATH TO THE FINAL:** Semi-Final – Toronto defeated the Detroit Red Wings (4th in NHL), winning the best-of-seven series, 4-1.

**STANLEY CUP FINAL:** Toronto defeated the Montreal Canadiens (1st in NHL), winning the best-of-seven series, 4-2.

### SCORES:

Game 1 – April 8, 1947 – Montreal 6, Toronto 0 – Montreal Forum – Montreal, QC

Game 2 – April 10, 1947 – Toronto 4, Montreal 0 – Montreal Forum – Montreal, QC

Game 3 – April 12, 1947 – Toronto 4, Montreal 2 – Maple Leaf Gardens – Toronto, ON

Game 4 – April 15, 1947 – Toronto 2, Montreal 1 (OT) – Maple Leaf Gardens – Toronto, ON

Game 5 – April 17, 1947 – Montreal 3, Toronto 1 – Montreal Forum – Montreal, QC

Game 6 – April 19, 1947 – Toronto 2, Montreal 1 – Maple Leaf Gardens – Toronto, ON

**STANLEY CUP WINNING GOAL:** Ted Kennedy at 14:39 of the third period.

**MANAGER:** Conn Smythe

**COACH:** Hap Day

**CAPTAIN:** Syl Apps

**ROSTER:** Turk Broda, Garth Boesch, Gus Mortson, Jimmy Thomson, Wally Stanowski, Bill Barilko, Harry Watson, Bud Poile, Ted Kennedy, Syl Apps, Don Metz, Nick Metz, Bill Ezinicki, Vic Lynn, Howie Meeke, Gaye Stewart, Joe Klukay, Gus Bodnar, Bob Goldham.

**ADDITIONAL STAFF:** Tim Daly (Trainer).

**NOTES:** Ted Kennedy led the Maple Leafs and tied for second in NHL playoff scoring with nine points (4 goals, 5 assists)... The Leafs, sporting six rookies on their roster including Calder Trophy recipient Howie Meeke and Bill Barilko, were the youngest team to win a Cup in NHL history to that time... In Game 2, Montreal's Maurice Richard would earn over 20 minutes in penalties, including two major penalties for high sticking, and as a result would be suspended for Game 3 of the series... NHL President Clarence Campbell, concerned over the prospect of fan violence, declined to present the Stanley Cup to the Maple Leafs immediately after Game 6... Five players from the 1947 Stanley Cup Champion Maple Leafs team (Apps, Broda, Kennedy, Poile, Watson) were later inducted to the Hockey Hall of Fame... In February 2011, the 1947 Maple Leafs were named the 10th greatest NHL team of all-time by the Sporting News.



SYL APPS GARY BILL BARILKO MAX BENTLEY  
GARTH BOESCH WALTER BRODA LES COSTELLO  
BILL EZINICKI TED KENNEDY JOE KLUKAY

STANLEY CUPS



# 1948

## STANLEY CUP CHAMPIONS

**REGULAR SEASON RECORD:** Record: 32-15-13 (1st in NHL)

**PLAYOFF RECORD:** 8-1

**PATH TO THE FINAL:** Semi-Final - Toronto defeated the Boston Bruins (3rd in NHL), winning the best-of-seven series, 4-1.

**STANLEY CUP FINAL:** Toronto defeated the Detroit Red Wings (2nd in NHL), winning the best-of-seven series, 4-0.

### SCORES:

Game 1 - April 7, 1948 - Toronto 5, Detroit 3 - Maple Leaf Gardens - Toronto, ON

Game 2 - April 10, 1948 - Toronto 4, Detroit 2 - Maple Leaf Gardens - Toronto, ON

Game 3 - April 11, 1948 - Toronto 2, Detroit 0 - Detroit Olympia - Detroit, MI

Game 4 - April 14, 1948 - Toronto 7, Detroit 2 - Detroit Olympia - Detroit, MI

**STANLEY CUP WINNING GOAL:** Harry Watson at 11:13 of the first period.

**MANAGER:** Conn Smythe

**COACH:** Hap Day

**CAPTAIN:** Syl Apps

**ROSTER:** Syl Apps, Bill Barilko, Max Bentley, Garth Boesch, Turk Broda, Les Costello, Bill Ezinicki, Ted Kennedy, Joe Klukay, Vic Lynn, Howie Meeker, Nick Metz, Don Metz, Gus Mortson, Phil Samis, Sid Smith, Wally Stanowski, Jimmy Thomson, Harry Watson.

**ADDITIONAL STAFF:** Tim Daly (Trainer).

**NOTES:** Ted Kennedy led the NHL in playoff goals (8) and points (14)... Turk Broda led the NHL playoffs in goals against average (2.15) and shutouts (1)... Max Bentley also factored in on the scoring, finishing tied for first in NHL playoff assists (7) and second behind Kennedy in points (11)... Bentley was acquired November 2, 1947 from the Chicago Black Hawks along with Reg Thomas, in exchange for Ernie Dickens, Bob Goldham, Bud Poile, Gus Bodnar and Gaye Stewart... The trade is considered by many to be "the biggest trade to that date in hockey history"... Conn Smythe often stated that his strongest club was the 1947-48 Toronto Maple Leafs because of its strength down the middle with four excellent centres (Apps, Bentley, Kennedy, N. Metz)... This was also the Stanley Cup Final debut for Detroit's Gordie Howe and the last for Toronto's Syl Apps who retired after the series.



BILL BARILKO    MAX BENTLEY    GARTH BOESCH  
 WALTER BRODA    BOB DAWES    CAL GARDNER  
 WILLIAM JUZOA    TED KENNEDY CAPTAIN



# 1949

## STANLEY CUP CHAMPIONS



STANLEY CUPS

**REGULAR SEASON RECORD:** 22-25-13 (4th in NHL)

**PLAYOFF RECORD:** 8-1

**PATH TO THE FINAL:** Semi-Final - Toronto defeated the Boston Bruins (2nd in NHL), winning the best-of-seven series, 4-1.

**STANLEY CUP FINAL:** Toronto defeated the Detroit Red Wings (1st in NHL), winning the best-of-seven series, 4-0.

### SCORES:

Game 1 - April 8, 1949 - Toronto 3, Detroit 2 (OT) - Detroit Olympia - Detroit, MI

Game 2 - April 10, 1949 - Toronto 3, Detroit 1 - Detroit Olympia - Detroit, MI

Game 3 - April 13, 1949 - Toronto 3, Detroit 1 - Maple Leaf Gardens - Toronto, ON

Game 4 - April 16, 1949 - Toronto 3, Detroit 1 - Maple Leaf Gardens - Toronto, ON

**STANLEY CUP WINNING GOAL:** Cal Gardner at 19:45 of the second period.

**MANAGER:** Conn Smythe

**COACH:** Hap Day

**CAPTAIN:** Ted Kennedy

**ROSTER:** Bill Barilko, Max Bentley, Garth Boesch, Turk Broda, Bob Dawes, Bill Ezinicki, Cal Gardner, Bill Juzda, Ted Kennedy, Joe Klukay, Vic Lynn, Howie Meeker, Don Metz, Fleming MacKell, Gus Mortson, Sid Smith, Harry Taylor, Ray Timgren, Jimmy Thomson, Harry Watson.

**ADDITIONAL STAFF:** Bill MacBrien (Chairman), George McCullagh, J.Y. Murdoch (Vice Presidents), J.P. Bickell, Ed Bickle (Directors), Tim Daly (Trainer), Archie Campbell (Assistant Trainer), Dr. Norman Delarue, Dr. James Murray, Dr. Horace MacIntyre (Club Doctors), Ed Fitkin (Publicity Director), Squib Walker (Chief Scout), Kerry Day (Mascot).

**NOTES:** Ted Kennedy led the Maple Leafs and tied for second in NHL playoff scoring with eight points (2 goals, 6 assists)... Turk Broda led the NHL playoffs in goals against average (1.57) and shutouts (1)... The Maple Leafs became the first team in NHL history and first since the Ottawa Senators (1903 to 1906) to win three consecutive Stanley Cups... Toronto also extended its winning streak in the Stanley Cup Final to nine games dating back to April 19, 1947... The Maple Leafs won the Stanley Cup despite a losing record in the regular season... The only other team in NHL history to win the Cup after finishing the regular season with a losing record was the 1938 Chicago Black Hawks.



GEORGE MCCULLAGH (V PRES) J.Y. MURDOCH KC (V PRES)  
J.P. BICKELL DIRECTOR E.B. BICKLE DIRECTOR  
THOMAS DALY TRAINER ED FITKIN PUB DIRECTOR

STANLEY CUPS



# 1951

## STANLEY CUP CHAMPIONS



**REGULAR SEASON RECORD:** 41-16-13 (2nd in NHL)

**PLAYOFF RECORD:** 8-2-1

**PATH TO THE FINAL:** Semi-Final - Toronto defeated the Boston Bruins (4th in NHL), winning the best-of-seven series, 4-1-1. (Game 2 of the series was called after the first overtime period due to a local curfew law and ended a 1-1 tie.)

**STANLEY CUP FINAL:** Toronto defeated the Montreal Canadiens (3rd in NHL), winning the best-of-seven series, 4-1.

### SCORES:

- Game 1 - April 11, 1951 - Toronto 3, Montreal 2 (OT) - Maple Leaf Gardens - Toronto, ON
- Game 2 - April 14, 1951 - Montreal 3, Toronto 2 (OT) - Maple Leaf Gardens - Toronto, ON
- Game 3 - April 17, 1951 - Toronto 2, Montreal 1 (OT) - Montreal Forum - Montreal, QC
- Game 4 - April 19, 1951 - Toronto 3, Montreal 2 (OT) - Montreal Forum - Montreal, QC
- Game 5 - April 21, 1951 - Toronto 3, Montreal 2 (OT) - Maple Leaf Gardens - Toronto, ON

**STANLEY CUP WINNING GOAL:** Bill Barilko at 2:53 of the first overtime period.

**PRESIDENT/MANAGER:** Conn Smythe **COACH:** Joe Primeau **CAPTAIN:** Ted Kennedy

**ROSTER:** Bill Barilko, Max Bentley, Hugh Bolton, Turk Broda, Fern Flaman, Cal Gardner, Bob Hassard, Bill Juzda, Ted Kennedy, Joe Klukay, Danny Lewicki, Fleming MacKell, Howie Meeker, Gus Mortson, John McCormack, Al Rollins, Tod Sloan, Sid Smith, Jimmy Thomson, Ray Timgren, Harry Watson.

**ADDITIONAL STAFF:** Bill MacBrien (Chairman), Hap Day (Assistant Manager), George McCullagh, J.Y. Murdoch (Vice Presidents), J.P. Bickell, Ed Bickle (Directors), Tim Daly (Trainer), Archie Campbell, Tommy Naylor (Assistant Trainers), Dr. Norman Delarue, Dr. James Murray, Dr. Horace MacIntyre (Club Doctors), Ed Fitkin (Publicity Director), Squib Walker (Chief Scout).

**NOTES:** Max Bentley led the NHL playoffs in assists (11) and was tied for the lead in points (13)... Every game went into overtime in the Final series... Sid Smith, Ted Kennedy, Harry Watson and Bill Barilko scored the game-winning goals for the Maple Leafs, while Maurice Richard tallied the lone overtime goal for the Canadiens... In Game 5, Tod Sloan would score twice, including the game-tying goal with 32 seconds left in the third period... Barilko's Stanley Cup winning goal would be the last he ever scored as he died in a plane crash on August 26, 1951... Ironically, the site of the crash was not discovered until 1962, the year of Toronto's next Stanley Cup win.



JOHN BASSETT VICE PRESS CONN SMYTHE BOARD CHAIRMAN  
G PUNCH IMLACH COACH GEN MANN F KING CLANCY ASST COACH  
ROBERT DAVIDSON CHIEF SCOUT GEORGE ARMSTRONG CAPTAIN



# 1962

## STANLEY CUP CHAMPIONS



STANLEY CUPS

**REGULAR SEASON RECORD:** 37-22-11 (2nd in NHL)

**PLAYOFF RECORD:** 8-4

**PATH TO THE FINAL:** Semi-Final – Toronto defeated the New York Rangers (4th in NHL), winning the best-of-seven series, 4-2.

**STANLEY CUP FINAL:** Toronto defeated the Chicago Black Hawks (3rd in NHL), winning the best-of-seven series, 4-2.

### SCORES:

Game 1 – April 10, 1962 – Toronto 4, Chicago 1 – Maple Leaf Gardens – Toronto, ON  
Game 2 – April 12, 1962 – Toronto 3, Chicago 2 – Maple Leaf Gardens – Toronto, ON  
Game 3 – April 15, 1962 – Chicago 3, Toronto 0 – Chicago Stadium – Chicago, IL  
Game 4 – April 17, 1962 – Chicago 4, Toronto 1 – Chicago Stadium – Chicago, IL  
Game 5 – April 19, 1962 – Toronto 8, Chicago 4 – Maple Leaf Gardens – Toronto, ON  
Game 6 – April 22, 1962 – Toronto 2, Chicago 1 – Chicago Stadium – Chicago, IL

**STANLEY CUP WINNING GOAL:** Dick Duff at 14:14 of the third period.

**PRESIDENT:** Stafford Smythe


**COACH/GENERAL MANAGER:** Punch Imlach

**CAPTAIN:** George Armstrong

**ROSTER:** George Armstrong, Al Arbour, Bob Baun, Johnny Bower, Carl Brewer, Dick Duff, Billy Harris, Larry Hillman, Dave Keon, Tim Horton, Red Kelly, Ed Litzenberger, John MacMillan, Frank Mahovlich, Bob Nevin, Bert Olmstead, Bob Pulford, Eddie Shack, Allan Stanley, Don Simmons, Ron Stewart.

**ADDITIONAL STAFF:** Harold Ballard (Executive Vice President), John Bassett (Vice President), Conn Smythe (Chairman), King Clancy (Assistant Coach), Bob Davidson (Chief Scout), Bob Haggert (Trainer), Tom Naylor (Assistant Trainer), Hugh Houlst (Stick Boy).

**NOTES:** Tim Horton led the Maple Leafs and finished second in NHL playoff scoring with 16 points (3 goals, 13 assists), including an assist on Dick Duff's Stanley Cup winning goal... George Armstrong and Bob Pulford tied for second in the NHL with seven playoff goals each... Frank Mahovlich had four goals and seven points in the Stanley Cup Final... In early June of 1962, just over six weeks after the Final, the crash site and body of Bill Barilko was discovered by pilots Gary Fields and Ron Boyd... Barilko, the overtime hero the last time the Maple Leafs won the Cup in 1951, had been missing since the summer of that year.



JOHN BASSETT CHAIRMAN. PUNCH IMLACH COACH. G. MANN & G. ARMSTRONG CAPTAIN.  
"FKING CLANCY ASST COACH. G. MANN & G. ARMSTRONG CAPTAIN.  
ROBERT BAUN JOHN BOWER CARL BREWER KENT DOUGLAS

STANLEY CUPS



# 1963

## STANLEY CUP CHAMPIONS

**REGULAR SEASON RECORD:** 35-23-12 (1st in NHL)

**PLAYOFF RECORD:** 8-2

**PATH TO THE FINAL:** Semi-Final - Toronto defeated the Montreal Canadiens (3rd in NHL), winning the best-of-seven series, 4-1.

**STANLEY CUP FINAL:** Toronto defeated the Detroit Red Wings (4th in NHL), winning the best-of-seven series, 4-1.

### SCORES:

Game 1 - April 9, 1963 - Toronto 4, Detroit 2 - Maple Leaf Gardens - Toronto, ON

Game 2 - April 11, 1963 - Toronto 4, Detroit 2 - Maple Leaf Gardens - Toronto, ON

Game 3 - April 14, 1963 - Detroit 3, Toronto 2 - Detroit Olympia - Detroit, MI

Game 4 - April 16, 1963 - Toronto 4, Detroit 2 - Detroit Olympia - Detroit, MI

Game 5 - April 18, 1963 - Toronto 3, Detroit 1 - Maple Leaf Gardens - Toronto, ON

**STANLEY CUP WINNING GOAL:** Eddie Shack at 13:28 of the third period.

**PRESIDENT:** Stafford Smythe

**COACH/GENERAL MANAGER:** Punch Imlach

**CAPTAIN:** George Armstrong

**ROSTER:** George Armstrong, Bob Baun, Johnny Bower, Carl Brewer, Kent Douglas, Dick Duff, Billy Harris, Larry Hillman, Tim Horton, Red Kelly, Dave Keon, Ed Litzenberger, John MacMillan, Frank Mahovlich, Bob Nevin, Bob Pulford, Eddie Shack, Don Simmons, Allan Stanley, Ron Stewart.

**ADDITIONAL STAFF:** Harold Ballard (Executive Vice President), John Bassett (Chairman), King Clancy (Assistant Coach/Assistant General Manager), Bob Haggert (Trainer), Tom Nayler (Assistant Trainer), Hugh Hoult (Stick Boy).

**NOTES:** Dave Keon led the Maple Leafs and finished third in NHL playoff scoring with 12 points (7 goals, 5 assists)... Johnny Bower led the NHL playoffs in goals against average (1.60) and shutouts (2)... Five different Leafs had multi-goal games in the Final: Dick Duff, Bob Nevin, Ron Stewart, Red Kelly and Keon... In Game 1, Duff set an NHL playoff record that still stands by scoring the fastest two goals from the start of a game (1:08)... Keon scored two short-handed goals in Game 5... The Maple Leafs celebrated their second consecutive Cup by throwing Punch Imlach, Harold Ballard and Stafford Smythe into the showers fully clothed.



FRANK KING CLANCE ASST COACH GEN MAN G ARMSTRONG CAPT  
ANDREW BATHGATE ROBERT BAUN JOHN BOWER CARL BREWER  
GERALD EHMAN WILLIAM HARRIS LARRY HILLMAN DAVID KEON



# 1964

## STANLEY CUP CHAMPIONS



STANLEY CUPS

**REGULAR SEASON RECORD:** 33-25-12 (3rd in NHL)

**PLAYOFF RECORD:** 8-6

**PATH TO THE FINAL:** Semi-Final - Toronto defeated the Montreal Canadiens (1st in NHL), winning the best-of-seven series, 4-3.

**STANLEY CUP FINAL:** Toronto defeated the Detroit Red Wings (4th in NHL), winning the best-of-seven series, 4-3.

### SCORES:

Game 1 - April 11, 1964 - Toronto 3, Detroit 2 - Maple Leaf Gardens - Toronto, ON  
Game 2 - April 14, 1964 - Detroit 4, Toronto 3 (OT) - Maple Leaf Gardens - Toronto, ON  
Game 3 - April 16, 1964 - Detroit 4, Toronto 3 - Detroit Olympia - Detroit, MI  
Game 4 - April 18, 1964 - Toronto 4, Detroit 2 - Detroit Olympia - Detroit, MI  
Game 5 - April 21, 1964 - Detroit 2, Toronto 1 - Maple Leaf Gardens - Toronto, ON  
Game 6 - April 23, 1964 - Toronto 4, Detroit 3 (OT) - Detroit Olympia - Detroit, MI  
Game 7 - April 25, 1964 - Toronto 4, Detroit 0 - Maple Leaf Gardens - Toronto, ON

**STANLEY CUP WINNING GOAL:** Andy Bathgate at 3:04 of the first period.

**PRESIDENT:** Stafford Smythe

**COACH/GENERAL MANAGER:** Punch Imlach

**CAPTAIN:** George Armstrong

**ROSTER:** George Armstrong, Andy Bathgate, Bob Baun, Johnny Bower, Carl Brewer, Gerry Ehman, Billy Harris, Larry Hillman, Dave Keon, Tim Horton, Red Kelly, Frank Mahovlich, Don McKenney, Jim Pappin, Bob Pulford, Eddie Shack, Don Simmons, Allan Stanley, Ron Stewart, Al Arbour, Ed Litzenberger.

**ADDITIONAL STAFF:** Harold Ballard (Executive Vice President), John Bassett (Chairman), King Klancy (Assistant Coach/Assistant General Manager), Bob Haggert (Trainer), Tom Naylor (Assistant Trainer), Hugh Hoult (Stick Boy).

**NOTES:** Frank Mahovlich led the Maple Leafs and finished third in NHL playoff scoring with 15 points (4 goals, 11 assists)... Johnny Bower led the NHL playoffs in goals against average (2.12) and shutouts (2)... The 1964 Stanley Cup Final is famous for the courageous play of Bob Baun... Baun took a Gordie Howe slap shot off the right ankle in Game 6 and was carried off the ice on a stretcher, but returned in overtime and scored the game-winning goal... Baun also played in Game 7 despite the pain, and it was revealed after the series that he had a broken ankle... John MacMillian was the only player to play in back-to-back finals with different teams in successive series that pitted the same teams against each other until Marian Hossa in 2009... MacMillian won the 1963 Cup with Toronto over Detroit and lost the 1964 Final to the Maple Leafs as a member of Wings, while Hossa lost the 2008 Cup to Detroit with Pittsburgh and then lost the 2009 Final to the Penguins as a member of the Wings.



JOHN ANDERSON RUISS MANN G ARMSTRONG CAPTAIN  
BOB BAUN JOHN BOWER BRIAN CONACHER RON ELLIS  
AUT ERICKSON LARRY HILLMAN TIM HORTON RED KELLY

STANLEY CUPS



# 1967

## STANLEY CUP CHAMPIONS



**REGULAR SEASON RECORD:** 32-27-11 (3rd in NHL)

**PLAYOFF RECORD:** 8-4

**PATH TO THE FINAL:** Semi-Final – Toronto defeated the Chicago Black Hawks (1st in NHL), winning the best-of-seven series, 4-2.

**STANLEY CUP FINAL:** Toronto defeated the Montreal Canadiens (2nd in NHL), winning the best-of-seven series, 4-2.

### SCORES:

Game 1 – April 20, 1967 – Montreal 6, Toronto 2 – Montreal Forum – Montreal, QC  
Game 2 – April 22, 1967 – Toronto 3, Montreal 0 – Montreal Forum – Montreal, QC  
Game 3 – April 25, 1967 – Toronto 3, Montreal 2 (OT) – Maple Leaf Gardens – Toronto, ON  
Game 4 – April 27, 1967 – Montreal 6, Toronto 2 – Maple Leaf Gardens – Toronto, ON  
Game 5 – April 29, 1967 – Toronto 4, Montreal 1 – Montreal Forum – Montreal, QC  
Game 6 – May 2, 1967 – Toronto 3, Montreal 1 – Maple Leaf Gardens – Toronto, ON

**STANLEY CUP WINNING GOAL:** Jim Pappin at 19:24 of the second period.

**PRESIDENT:** Stafford Smythe

**COACH/GENERAL MANAGER:** Punch Imlach

**CAPTAIN:** George Armstrong

**ROSTER:** George Armstrong, Bob Baun, Johnny Bower, Brian Conacher, Ron Ellis, Aut Erickson, Larry Hillman, Tim Horton, Red Kelly, Larry Jeffrey, Dave Keon, Frank Mahovlich, Milan Marcetta, Jim Pappin, Marcel Pronovost, Bob Pulford, Terry Sawchuk, Eddie Shack, Allan Stanley, Pete Stelmowski, Mike Walton.

**ADDITIONAL STAFF:** Harold Ballard (Executive Vice President), John Bassett (Chairman), King Clancy (Assistant Coach/Assistant General Manager), Bob Davidson (Chief Scout), John Anderson (Business Manager), Bob Haggert (Trainer), Tom Nayler (Assistant Trainer), Karl Elieff (Physiotherapist), Richard Smythe (Mascot).

**NOTES:** Dave Keon became the first and only Leaf ever to win the Conn Smythe Trophy as playoff MVP, earning the honour on the basis of an outstanding defensive performance... Jim Pappin led the NHL playoffs in goals (7) and points (15), including four goals and four assists in the Stanley Cup Final... With an average age of 31 and derided as an “over the hill” team by the press, Toronto sported the oldest lineup to win the Stanley Cup to that time... Johnny Bower, the oldest player in the NHL, was 42 and Allan Stanley was 41... Terry Sawchuk and Bower split time between the pipes for the Maple Leafs in the Final, each making their mark on the series... Sawchuk suffered the loss in Game 1 before Bower recorded a shutout in Game 2 and backstopped Toronto to a 3-2 overtime win in Game 3, which has been described as “one of the most exciting games ever played”... Sawchuk then replaced an injured Bower prior to Game 4 and played the rest of the series, including a 41-save performance in the deciding Game 6... Al Smith was called up from the minors to serve as a back-up goaltender in Game’s 4 and 5, while Bower returned as a back-up for Game 6... It was the last Stanley Cup of the NHL’s ‘Original Six’ as the league would double in size with the addition of six new expansion teams for the



1967-68 season... Mid-way through the 1966-67 season, the Maple Leafs suffered a 10-game losing streak and Punch Imlach had to take time off to recover from trauma and strain... King Clancy took over as temporary head coach and the team went 7-1-2, climbing back into the playoff picture and staying there when Imlach returned... The Leafs introduced a new jersey just before the playoffs in 1967, featuring an 11-point leaf (like that on Canada’s flag) in place of the former 35-point leaf.



# STATISTICS IN STANLEY CUP FINALS



## ALL-TIME FINAL SERIES RECORD

Versus	Series	W	L	GP	W	L	GF	GA
Boston	1	0	1	5	1	4	6	12
Chicago	2	1	1	10	5	5	26	25
Detroit	7	6	1	38	25	13	114	85
Montreal	5	3	2	26	13	13	60	72
NY Rangers	3	1	2	13	6	7	34	35
Defunct Teams	3	2	1	13	6	7	38	40
<b>Totals</b>	<b>21</b>	<b>13</b>	<b>8</b>	<b>105</b>	<b>56</b>	<b>49</b>	<b>278</b>	<b>269</b>

## FINAL SERIES APPEARANCES

Versus	Year	Winner	W	L	GF	GA
Van. Millionaires	1918	Toronto (Toronto Arenas)	3	2	18	21
Van. Millionaires	1921	Toronto (Toronto St. Patricks)	3	2	16	9
NY Rangers	1932	Toronto	3	0	18	10
NY Rangers	1933	NY Rangers	1	3	5	11
Mtl Maroons	1935	Maroons	0	3	4	10
Detroit	1936	Detroit	1	3	11	18
Chicago	1938	Chicago	1	3	8	10
Boston	1939	Boston	1	4	6	12
NY Rangers	1940	NY Rangers	2	4	11	14
Detroit	1942	Toronto	4	3	25	19
Detroit	1945	Toronto	4	3	9	9
Montreal	1947	Toronto	4	2	13	13
Detroit	1948	Toronto	4	0	18	7
Detroit	1949	Toronto	4	0	12	5
Montreal	1951	Toronto	4	1	13	10
Montreal	1959	Montreal	1	4	12	18
Montreal	1960	Montreal	0	4	5	15
Chicago	1962	Toronto	4	2	18	15
Detroit	1963	Toronto	4	1	17	10
Detroit	1964	Toronto	4	3	22	17
Montreal	1967	Toronto	4	2	17	16

## TOP FIVE FINAL SERIES SCORERS

Player	GP	G	A	TP	PIM
Ted Kennedy	26	12	11	23	8
George Armstrong	33	9	13	22	22
Frank Mahovlich	32	7	15	22	39
Syl Apps	32	10	11	21	6
Bob Pulford	33	8	13	21	44

The background features a series of diagonal stripes in two shades of blue: a dark navy blue and a medium blue. The medium blue stripes contain a repeating pattern of small, stylized white symbols, possibly representing a logo or a specific brand mark. The stripes are arranged in a way that creates a sense of depth and movement, with some stripes appearing to overlap others.

# TORONTO MARLIES



# TORONTO MARLIES

## 2023-24 REGULAR SEASON SCHEDULE

	SUN	MON	TUE	WED	THU	FRI	SAT
OCTOBER	8	9	10	11	12	13	14 VS ROC 4:00 PM
	15 VS UTC 4:00 PM	16	17	18	19	20	21 VS CHA 4:00 PM
	22 VS CHA 4:00 PM	23	24 VS MIL 7:00 PM	25	26	27 @ BEL 7:00 PM	28 @ BEL 7:00 PM
	29	30	31				
NOVEMBER				1	2	3 @ LAV 7:00 PM	4 @ LAV 7:00 PM
	5	6	7	8 @ MIL 11:30 AM	9	10 @ GR 7:00 PM	11 @ GR 8:00 PM
	12	13	14	15	16	17	18 VS MAN 4:00 PM
	19 VS MAN 4:00 PM	20	21 VS LHV 7:00 PM	22	23	24 @ CLE 7:00 PM	25
	26 VS CLE 4:00 PM	27	28	29	30		
DECEMBER						1 @ SYR 7:00 PM	2 VS SYR 4:00 PM
	3	4	5 VS GR 7:00 PM	6	7	8	9
	10 VS GR 4:00 PM	11	12	13	14	15 @ PRO 7:05 PM	16
	17 @ HFD 3:00 PM	18	19	20 VS BEL 7:00 PM	21	22	23
	24	25	26 VS BEL 2:00 PM	27 @ CLE 7:00 PM	28	29	30 VS BEL 4:00 PM
31							
JANUARY		1	2	3 VS CLE 4:00 PM	4	5	6 VS SYR 4:00 PM
	7 VS SYR 4:00 PM	8	9	10	11	12 VS BEL 7:00 PM	13
	14 @ BEL 2:00 PM	15	16	17	18	19	20 @ CHA 4:00 PM
	21 @ CHA 1:00 PM	22	23	24 @ CLE 7:00 PM	25	26	27 @ LHV 7:05 PM
28 @ HER 5:00 PM	29	30	31 @ WBS 7:05 PM				
FEBRUARY					1	2 @ UTC 7:00 PM	3 @ UTC 6:00 PM
	4	5	6	7	8	9 VS LAV 7:00 PM	10 VS LAV 4:00 PM
	11	12	13	14 VS WBS 11:00 AM	15	16 @ BEL 7:00 PM	17 VS HER 4:00 PM
	18	19 VS ROC 2:00 PM	20	21	22	23 @ LAV 7:00 PM	24 @ LAV 7:00 PM
	25	26	27	28 @ CLE 7:00 PM	29		
MARCH						1 @ SYR 7:00 PM	2 VS SYR 4:00 PM
	3	4	5	6 VS BEL 11:00 AM	7	8 @ UTC 7:00 PM	9 @ SPR 7:05 PM
	10	11	12	13	14	15 @ ROC 7:05 PM	16 VS ROC 1:30 PM
	17 VS LAV 4:00 PM	18	19	20	21	22 @ ROC 7:05 PM	23 VS HFD 4:00 PM
	24 VS LAV 4:00 PM	25	26	27 @ MAN 5:00 PM	28	29 @ MAN 3:00 PM	30
31							
APRIL		1	2	3 VS SPR 11:00 AM	4	5	6 VS UTC 4:00 PM
	7 VS UTC 4:00 PM	8	9	10 VS BEL 7:00 PM	11	12 @ SYR 7:00 PM	13 @ SYR 7:00 PM
	14	15	16	17 @ ROC 7:05 PM	18	19	20 VS CLE 4:00 PM
	21 VS CLE 4:00 PM						

ALL TIMES EASTERN

HOME GAMES
ROAD GAMES



# MARLIES STAFF DIRECTORY

**Toronto Marlies Hockey Club**  
**Coca-Cola Coliseum at Exhibition Place**  
**45 Manitoba Drive**  
**Toronto, Ontario M6K 3C3**

**Phone: 416-263-3900**  
**Fax: 416-263-3901**  
**Website: [www.marlies.ca](http://www.marlies.ca)**  
**Arena Website: [www.coca-colacoliseum.com](http://www.coca-colacoliseum.com)**

## TORONTO MARLIES HOCKEY OPERATIONS & TEAM STAFF

Governor & Senior Vice President.....	Laurence Gilman
Assistant General Manager, Minor League Operations & GM.....	Ryan Hardy
Director, Minor League Operations & Assistant GM.....	Mike Dixon
Media Relations Coordinator.....	Kate Bascom
Manager, Business Operations.....	Marian Agyei-Gyamera
Manager, Finance.....	Janice Venneri
Head Coach.....	John Gruden
Assistant Coaches.....	Michael Dyck, Eric Wellwood
Goaltending Coach.....	Hannu Toivonen
Video Coach.....	Troy Paquette
Team Doctor.....	Dr. Greg Rutledge
Team Orthopedic Consultant.....	Dr. Chris Peskun
Team Dentist.....	Dr. Vernon Koo
Head Athletic Therapist.....	Jordan Aube
Assistant Athletic Therapist.....	Brie Donelson
Head Strength & Conditioning Coach.....	Alan Selby
Assistant Head Strength & Conditioning Coach.....	Malik Carby-Corbett
Performance Dietitian.....	Landon Hong
Head Equipment Manager.....	Wil Burns
Assistant Equipment Manager.....	Steph Klein

## TEAM INFORMATION

Club Colours - Dark Blue, Light Blue and White  
Home Arena - Coca-Cola Coliseum  
Seating Capacity - 7,851  
Dimensions of Ice Surface - 200' X 85'

## ATTENDANCE RECORDS: GAME

18,800 (Scotiabank Arena) vs. Hamilton, 12/26/12  
8,818 (Coca-Cola) vs. Texas, 6/14/18  
Season: 253,868 - 2012/13  
Average: 6,681 - 2012/13



## COACHING STAFF



**JOHN GRUDEN**  
Head Coach

John Gruden is in his first season as the eighth head coach of the Marlies. Gruden, 53, joins the Marlies after serving as Assistant Coach in 2022-23 with the Boston Bruins and previously held the same position from 2018-22 with the New York Islanders. As head coach of the Hamilton Bulldogs (OHL), he led the club to the 2018 OHL Championship and compiled a record of 76-45-8-7 through two seasons (2016-18). Gruden also served as head coach for the Flint Firebirds (OHL) during the 2015-16 season. He began his coaching career as an assistant coach with the US NTDP Juniors (USHL) from 2011-15, helping lead Team USA to gold medals at both the 2012 and 2014 U18 World Championships.

The Virginia, Minnesota native appeared in 92 NHL games and 175 AHL games after being selected in the eighth round (168th overall) of the 1990 NHL Draft by the Boston Bruins. Prior to his professional career, Gruden recorded 104 points (40 goals, 64 assists) in 155 games at Ferris State University and was named NCAA (CCHA) Best Offensive Defenseman and to the NCAA (CCHA) First All-Star Team and NCAA (West) First All-American Team in 1993-94.



# COACHING STAFF



## MICHAEL DYCK

Assistant Coach

Michael Dyck, 54, has more than 25 years in coaching and management roles at the junior and international levels of hockey. He joins the Marlies after serving as head coach of the Vancouver Giants (WHL) where he compiled a record of 144-120-17-7 through five seasons. He previously held coaching roles with the Medicine Hat Tigers, Lethbridge Hurricanes and Kootenay Ice.

Internationally, the Lethbridge, Alberta native was an assistant coach with the Canadian World Junior team, earning a silver medal in 2021 and a gold medal in 2022, as well as capturing a gold medal at the 2021 IIHF World Championships. Dyck also was a member of the coaching staff at the Hlinka Gretzky Cup, Youth Olympic Games and the World Under-17 Hockey Challenge.



## ERIC WELLWOOD

Assistant Coach

Eric Wellwood, 33, spent the past two seasons as head coach of the Newfoundland Growlers (ECHL). He compiled a regular season record of 90-42-6-1 and led the club to the Eastern Conference Final in consecutive seasons. The Oldcastle, Ontario native previously was head coach with the Flint Firebirds (2018-21) and assistant coach with the Oshawa Generals (2014-16) and the

Windsor Spitfires (2013-14). With the Generals, he captured both the OHL Championship and the Memorial Cup in 2014-15.

Wellwood was selected in the sixth round (172nd overall) in the 2009 NHL Draft by the Philadelphia Flyers. He appeared in 164 career AHL games, recording 66 points (34 goals, 32 assists) and 31 career NHL games, collecting five goals and five assists, all with the Philadelphia organization. Prior to his professional career, he captured back-to-back Memorial Cup championships with the Windsor Spitfires.



## HANNU TOIVONEN

Goaltending Coach

Hannu Toivonen is in his third season as goaltending coach with the Marlies. The Kalvola, Finland native was drafted 29th overall in 2002 NHL Draft by the Boston Bruins. During his career, he played in 61 NHL games and 214 AHL games before returning to Finland where he appeared in 208 Liiga games. Toivonen, 38, previously held the

role of goaltending coach with the University of New England (NCAA III) and managed his own goaltending school in New England.

# TORONTO MARLIES ALL-TIME REGULAR SEASON LEADERS



POINTS		GOALS		ASSISTS		PENALTY MINUTES	
1. Kris Newbury	168	1. Ryan Hamilton	94	1. Mike Zigomanis	116	1. Rich Clune	510
2. Ryan Hamilton	166	2. Jeremy Williams	74	2. Jeremy Bracco	113	2. Kris Newbury	475
3. Mike Zigomanis	156	3. Matt Frattin	62	3. Kris Newbury	112	3. Jay Rosehill	360
T.J. Brennan	156	4. Alex Foster	58	4. T.J. Brennan	103	4. Sam Carrick	335
5. Alex Foster	150	5. Jerry D'Amigo	57	5. Bates Battaglia	95	5. Andre Deveaux	330
GAMES PLAYED		POWER PLAY GOALS		SHORTHANDED GOALS		GAME-WINNING GOALS	
1. Alex Foster	312	1. Jeremy Williams	35	1. Ryan Hamilton	9	11. Jeremy Williams	19
2. Greg Scott	270	2. Brad Leeb	24	2. Joey Anderson	8	2. Matt Frattin	14
3. Korbinian Holzer	267	3. Chris Mueller	23	3. Alex Foster	7	Kris Newbury	14
4. Ryan Hamilton	258	4. T.J. Brennan	22	4. Kris Newbury	6	4. Ryan Hamilton	12
5. Rich Clune	256	5. Ryan Hamilton	21	Greg Scott	6	5. Brendan Leipsic	11
				5. Multiple player	5	Jerry D'Amigo	
GAMES PLAYED (Goalies)		WINS		SHUTOUTS		COACHING WINS	
1. Justin Pogge	142	1. Garret Sparks	80	1. Garret Sparks	15	1. Sheldon Keefe	199
2. Garret Sparks	121	2. Justin Pogge	71	2. Antoine Bibeau	10	2. Dallas Eakins	157
3. Antoine Bibeau	104	3. Antoine Bibeau	56	3. Jussi Rynnäs	8	3. Greg Gilbert	123
4. Ben Scrivens	94	4. Ben Scrivens	49	Ben Scrivens	8	4. Greg Moore	107
5. Joseph Woll	83	5. Drew MacIntyre	42	5. Justin Pogge	7	5. Steve Spott	45

## SEASON TOTALS RECORDS

### POINTS, SEASON

Most Points	114	2015-16
Fewest Points	75	2006-07

### GOALS, SEASON

Most Goals	294	2015-16
Fewest Goals	193	2009-10
Most Goals Against	270	2006-07
Fewest Goals Against	170	2017-18

### POWER PLAY, SEASON

Highest Power Play Percentage	23.6%	2022-23
Lowest Power Play Percentage	12.8%	2014-15

### PENALTY KILL, SEASON

Highest Penalty Kill Percentage	88.9%	2017-18
Lowest Penalty Kill Percentage	78.3%	2021-22

### POWER PLAY GOALS

Most Power Play Goals	101	2005-06
Fewest Power Play Goals	37	2014-15

### SHORTHANDED

Most Shorthanded	17	2005-06
Least Shorthanded	5	2014-15

### PIM

Most PIM	1749	2005-06
Fewest PIM	808	2017-18

### RECORD

Best Home Record	27-9-2-0	2015-16
Worst Home Record	16-20-2-2	2006-07
Best Away Record	30-5-1-2	2017-18
Worst Away Record	11-22-3-4	2009-10



# LAST TIME THE MARLIES...



## SHUTOUT AN OPPONENT AT HOME

March 17, 2022 (J. Woll/M. Hutchinson) 3-0 W vs. Hershey

## SHUTOUT AN OPPONENT ON ROAD

February 26, 2022 (E. Källgren) 4-0 W @ Rochester

## WERE SHUTOUT AT HOME

March 25, 2023 (J. Greaves) 4-0 L vs. Cleveland

## WERE SHUTOUT ON ROAD

April 1, 2023 (L. Merilainen) 4-0 L @ Belleville

## SCORED 10 OR MORE GOALS

February 27, 2016 - 10-5 W vs. Rochester

## SCORED 9 GOALS

March 11, 2016 - 9-2 W @ Portland

## SCORED 8 GOALS

March 6, 2022 - 8-5 W @ Cleveland

## ALLOWED 10 OR MORE GOALS

NEVER

## ALLOWED 9 GOALS

January 5, 2011 - 9-3 L @ Chicago

## ALLOWED 8 GOALS

February 26, 2021 at Stockton - 8-1 L @ Stockton

## RECORDED 20 OR MORE SHOTS - PERIOD

February 25, 2023 (20 shots, 1st period) 3-2 W vs. Laval

## ALLOWED 20 OR MORE SHOTS - PERIOD

April 7, 2023 (20 shots, 1st period) 5-0 L @ Utica

## RECORDED 50 OR MORE SHOTS - GAME

March 4, 2018 (51 shots) 4-1 W @ Belleville

## ALLOWED 2 PP GOALS

April 12, 2023 - 6-3 L @ Laval

## ALLOWED 3+ PP GOALS

April 15, 2023 (5 goals) 7-2 L vs. Belleville

## SCORED A SH GOAL

April 16, 2023 (M. Johnson, J. Blandisi) 7-2 W @ Belleville

## ALLOWED A SH GOAL

April 2, 2023 (R. Chartier) - 6-2 W vs. Belleville

## SCORED AN EMPTY NET GOAL

April 2, 2023 (P. Holmberg) 6-2 W vs. Belleville

## ALLOWED AN EMPTY NET GOAL

April 12, 2023 (A. Richard) 6-3 L @ Laval

## WON A GAME AT HOME IN OT

March 11, 2023 (L. Shaw - GWG) 3-2 OT/W vs. Hartford

## WON A GAME ON ROAD IN OT

November 12, 2022 (J. Anderson - GWG) 3-2 OT/W @ Grand Rapids

## LOST A GAME AT HOME IN OT

February 19, 2022 (E. Sokolov - GWG) 5-4 OT/L vs. Belleville

## LOST A GAME ON ROAD IN OT

April 5, 2023 (J. Leschyshyn - GWG) 2-1 OT/L @ Hartford

## WON IN A SHOOT-OUT AT HOME

January 7, 2023 (J. Anderson - SWG) 5-4 SO/W vs. Lehigh Valley

## WON IN A SHOOT-OUT ON ROAD

January 21, 2023 (L. Shaw - SWG) 4-3 SO/W @ Laval

## LOST IN A SHOOT-OUT AT HOME

March 22, 2023 (Z. Sanford - SWG) 2-1 SO/L vs. Milwaukee

## LOST IN A SHOOT-OUT ON ROAD

March 14, 2021 (A. Belzile - SWG) 5-4 SO/L @ Laval

## RECORDED 40-49 SHOTS - GAME

April 12, 2023 (42 shots) 6-3 L @ Laval

## ALLOWED 50 OR MORE SHOTS - GAME

January 8, 2023 (58 - J. Woll) 4-2 W vs. Laval

## ALLOWED 40-49 SHOTS - GAME

April 7, 2023 (42 - D. Hildeby) 5-0 L @ Utica

## SCORED ON A PENALTY SHOT

December 21, 2019 (M. Marchmont) 7-3 W @ Belleville

## STOPPED ON A PENALTY-SHOT

April 2, 2023 (L. Shaw vs. A. Bibeau) 6-2 W vs. Belleville

## ALLOWED GOAL ON PENALTY-SHOT

December 2, 2018 (C. Conner) - 5-2 L vs. Lehigh Valley

## STOPPED GOAL ON A PENALTY-SHOT

February 25, 2023 (N. Schnarr vs. E. Källgren) 3-2 W vs. Laval

## SCORED A HAT TRICK AT HOME

December 1, 2019 (A. Brooks) - 5-3 W vs. Utica

## SCORED A HAT TRICK ON ROAD

March 12, 2023 (B. McMann) - 6-3 W @ Rochester

## ALLOWED A HAT TRICK AT HOME

April 9, 2022 (R. Barber) 7-5 L vs. Grand Rapids

## ALLOWED A HAT TRICK ON ROAD

January 14, 2023 (M. Jobst) 7-5 W @ Rochester

## ONE OPPONENT SCORED 4+ GOALS

January 11, 2011 (Dawes - 4 goals) 9-3 L @ Chicago

## OPPONENT RECORDS 4+ POINTS

April 12, 2023 (R. Harvey-Pinard - 0-5-5, A. Richard - 3-2-5) 6-3 L @ Laval

## SCORED 2 PP GOALS

April 15, 2023 - 7-2 L vs. Belleville

## SCORED 3+ PP GOALS

April 2, 2023 (3 goals) - 6-2 W vs. Belleville

## MARLIE SCORES 4 GOALS - GAME

February 8, 2009 (Stapleton, 4) - 10-5 W vs. Grand Rapids

## MARLIE SCORES 5+ GOALS - GAME

February 18, 2009 (J. Tlustý, 5) 8-5 W vs. Syracuse

## MARLIE RECORDS 4+ POINTS - GAME

November 2, 2022 (L. Shaw, 2 G, 2 A) 7-4 W @ Laval

## MARLIE RECORDS 5+ POINTS - GAME

January 14, 2023 (L. Shaw; 1 G, 4 A) 7-5 W @ Rochester



# TORONTO MAPLE LEAFS MINOR PRO AFFILIATIONS

Prior to the Toronto Marlies, the Toronto Maple Leafs Hockey Club utilized many minor pro affiliations to develop and prepare their prospects for the NHL.

Toronto Ravinas (CPHL)	1927-28	Dallas Black Hawks (CHL)	1976-78
London Panthers (CPHL)	1928-29	New Brunswick Hawks (AHL)	1978-82
Syracuse Stars (IAHL)	1931-40	St. Catharines Saints (AHL)	1982-86
Pittsburgh Hornets (AHL)	1940-56	Newmarket Saints (AHL)	1986-91
Hollywood Wolves (PCHL)	1946-47	St John's Maple Leafs (AHL)	1991-2005
Tulsa Oilers (USHL/CHL)	1945-73	Memphis River Kings (CenHL)	2002-04
Winnipeg Warriors (WHL)	1955-56	<b>Toronto Marlies (AHL)</b>	<b>2005-Present</b>
Rochester Americans (AHL)	1956-69	Pensacola Ice Pilots (ECHL)	2004-07
Victoria Maple Leafs (WHL)	1964-67	Columbia Inferno (ECHL)	2007-08
Phoenix Roadrunners (WHL)	1967-73	Reading Royals (ECHL)	2008-12
Oklahoma City Blazers (CHL)	1973-76	Orlando Solar Bears (ECHL)	2013-17
		<b>Newfoundland Growlers (ECHL)</b>	<b>2018-Present</b>

## 2023-24 AHL ALIGNMENTS EASTERN CONFERENCE

### ATLANTIC DIVISION

Bridgeport Islanders  
Charlotte Checkers  
Hartford Wolf Pack  
Hershey Bears  
Lehigh Valley Phantoms  
Providence Bruins  
Springfield Thunderbirds  
Wilkes-Barre/Scranton  
Penguins

### NORTH DIVISION

Belleville Senators  
Cleveland Monsters  
Laval Rocket  
Rochester Americans  
Syracuse Crunch  
Toronto Marlies  
Utica Comets

## WESTERN CONFERENCE

### CENTRAL DIVISION

Chicago Wolves  
Grand Rapids Griffins  
Iowa Wild  
Manitoba Moose  
Milwaukee Admirals  
Rochford IceHogs  
Texas Stars

### PACIFIC DIVISION

Abbotsford Canucks  
Bakersfield Condors  
Calgary Wranglers  
Coachella Valley Firebirds  
Colorado Eagles  
Henderson Silver Knights  
Ontario Reign  
San Diego Gulls  
San Jose Barracuda  
Tucson Roadrunners

The **2024 Calder Cup Playoffs** will feature a total of 23 teams qualifying with five rounds of playoffs. In each of the AHL's four divisions, all but two teams will qualify for postseason play in 2024, creating a playoff field of six teams in the Atlantic Division, five in the North Division, five in the Central Division and seven in the Pacific Division. Teams will be ranked by points percentage. First Round match-ups will be best-of-three series; the two highest seeds in the Atlantic, the three highest seeds in each of the North and Central, and the first-place team in the Pacific will receive byes into the best-of-five Division Semifinals, with the First Round winners re-seeded in each division. The Division Finals will also be a best-of-five series, followed by best-of-seven Conference Finals and a best-of-seven Calder Cup Finals series.