



2023-2024 MINNESOTA WILD

# TEAM GUIDE



# CONTENTS



## ★ MINNESOTA ★ 2023-2024 **WILD** TEAM GUIDE

OFFICIAL PUBLICATION OF THE MINNESOTA WILD

STAFF DIRECTORY .....	2
TEAM IDENTITY .....	6
WILD IN THE COMMUNITY .....	8
MINNESOTA WILD FOUNDATION .....	9
XCEL ENERGY CENTER .....	10
TEAM MANAGEMENT .....	11
HOCKEY OPERATIONS .....	19
COACHING STAFF .....	29
EQUIPMENT & TRAINING STAFF .....	33
MEDICAL & OPERATIONS TEAM .....	38
2023-24 MINNESOTA WILD PLAYER BIOGRAPHIES .....	41
IN THE SYSTEM .....	80
FUTURE WILD .....	92
HOW THE WILD WAS BUILT .....	98
IOWA WILD .....	99
IOWA HEARTLANDERS .....	100
2022-23 SEASON RECAP .....	101
TEAM HISTORY .....	114
DRAFT HISTORY .....	156
TEAM RECORDS .....	172
RECORD BOOK .....	192
PLAYOFF HISTORY .....	203
PLAYOFF RECORD BOOK .....	232
PLAYOFF FIRSTS .....	245
NHL DIRECTORY .....	248
NHL TEAM INFORMATION .....	250
NHL CRITICAL DATES .....	281
NHL OFFICIALS .....	282
MEDIA POLICIES AND PROCEDURES .....	284
MEDIA RELATIONS TEAM .....	285
TELEVISION INFORMATION .....	286
RADIO INFORMATION .....	289
2023-24 SCHEDULE .....	292

**MANAGING EDITOR**  
AARON SICKMAN

**CONTENT DESIGN**  
JACKSON RIEBEL, DYLAN DANIEL

**ART DIRECTION**  
MATT MINNICHOSOFFER

**DESIGN & LAYOUT**  
MINNESOTA WILD CREATIVE SERVICES

**PHOTOGRAPHY**  
ANDY KING, BRUCE KLUCKHOHN,  
GETTY IMAGES

**PRINTED BY**  
POINT B SOLUTIONS

**SPECIAL THANKS**  
NATIONAL HOCKEY LEAGUE,  
ELIAS SPORTS BUREAU

**COPYRIGHT © 2023**  
MINNESOTA WILD

The information contained in this publication was compiled by the Minnesota Wild and is provided as a courtesy to our fans and the media, and may be used for personal and editorial purposes only. Any commercial use of this information is prohibited without the prior written consent of the Minnesota Wild Hockey Club.

All NHL and team insignias depicted in this publication are the property of NHL Enterprises, Inc. and the respective teams and may not be reproduced for commercial purposes without the prior written consent of NHL Enterprises, Inc.



# STAFF DIRECTORY

## MINNESOTA WILD HOCKEY CLUB

317 WASHINGTON STREET | SAINT PAUL, MN 55102

PHONE: (651) 602-6000 | FAX: (651) 222-1055 | TICKETS: (651) 222-WILD (9453) | WILD.COM

### Board Members:

Craig Leipold (Owner/Governor), Kyle Leipold, Quinn Martin, Mark Pacchini, Dan Bowen, Steve Uline

### Limited Partners:

Robert Hubbard, Stanley E. Hubbard, Stanley S. Hubbard, Horace H Irvine III, Robert Marvin, Jr., Ford Nicholson, Todd Nicholson, Vance Opperman and Michael Reilly

## EXECUTIVE MANAGEMENT

Owner/Governor	Craig Leipold
General Manager and President of Hockey Operations	Bill Guerin
Chief Executive Officer	Matt Majka
Chief Financial Officer and Executive Vice President	Jeff Pellegrom
Chief Revenue Officer and Executive Vice President	Mitch Helgerson
Senior Vice President, Corporate Partnerships and Retail Management	Carin Anderson
Senior Vice President of Facilities of MSE	Jim Ibister
Senior Vice President, Sales and Service	Maria Troje
Vice President, Marketing and President, Iowa Wild	Todd Frederickson
Vice President, People Strategy & Experience	JaAn Scofield-Meche
Vice President, Finance and Controller	Trevor Shannon
Vice President, General Counsel	Steve Weinreich
Executive Assistant	Deb Hanson
Executive Assistant	Stephanie Huseby

## HOCKEY OPERATIONS

Assistant General Manager	Chris O'Hearn
Senior Advisor to the General Manager	Ray Shero
Hockey Operations Advisor	Mike Modano
Vice President of Hockey Strategy	Mat Sells
Director of Hockey Operations & Iowa Wild General Manager	Michael Murray
Head Coach	Dean Evason
Assistant Coach	Darby Hendrickson
Assistant Coach	Bob Woods
Assistant Coach	Jason King
Goaltending Coach	Frederic Chabot
Video Coach	Jonas Plumb
Video Coach	TJ Jindra
Skating and Skills Coach	Andy Ness
Director of Player Development	Brad Bombardir
Assistant Director of Player Development	Matt Hendricks
Player Development Coach	Cody McLeod
Director of Team Operations	Andrew Heydt
Team Operations Assistant	Tony Martinez
Manager of Hockey Administration	Taylor Cashman
Director of Player Personnel	Chris Kelleher
Pro Scouts	David MacLean, Mark Mowers, Richard Park
Director of Amateur Scouting	Judd Brackett
Amateur Scouts	Patrick Baum, Justin Berry, David Chiarelli, Eric Godard, Christopher Hamel, Brian Hunter, Dan Palango, JP Perpich
Director of European Scouting	Ricard Persson
European Scouts	Ladislav Benysek, Ivan Nepriaev, Charlie Thelin
Hockey Operations Analyst	Danny Kaplan
Head Athletic Trainer	John Worley
Head Equipment Manager	Tony DaCosta
Head Strength and Conditioning Coach	Matt Harder
Assistant Athletic Trainer and Massage Therapist	Travis Green
Assistant Athletic Trainer	Philip E. Watson
Assistant Strength and Conditioning Coach	Trey Saari
Assistant Equipment Managers	Matt Benz, Cliff Halstead
Medical Director	Dr. Sheldon Burns
Team Physician	Dr. Stephen Meade
Orthopedic Surgeons	Dr. Joel Boyd, Dr. Gary Fetzer, Dr. Brad Nelson
Craniofacial Surgeon	Dr. David Hamlar
Neuropsychologist	Dr. Sonia Mosch
Team Dentist	Dr. Mike Pelke
Team Nutritionist	Jenna Stangland

## BRAND & CREATIVE

Director, Brand Marketing and Content	Chris Barriere
Senior Brand Advisor	John Maher
Senior Manager, Creative Services	Matt Minnichoffer

# STAFF DIRECTORY



Digital Designer	Sydney Laumeyer
Graphic Designer	Lauren Jordan
Video Animator/Editor	Ryan Gause
Digital Display Specialist	Tim Triplett
Team Curator	Roger Godin
Production Design Intern	Ester Stoy

## BROADCAST

Executive Producer, Video Content	Paul Loomis
Manager, Production Services	Hank Dolan
Production/Facility Ops Manager	Josh Udvig
Television Play-by-Play	Anthony LaPanta
Television Analysts	Ryan Carter, Lou Nanne, Wes Walz
Television Reporter	Kevin Gorg
Executive Producer and Host, Radio	Kevin Falness
Radio Play-by-Play	Joe O'Donnell
Radio Analyst	Tom Reid

## BUSINESS ANALYTICS

Senior Director, Business Intelligence & Analytics	Matt Wells
Senior Manager, Digital Analytics	Bryant Hafemeyer
Corporate Marketing Analyst	Logan Fischer
Digital Marketing Analyst	Margaret Waddington
Reporting Analyst	Ali Maghrak
CRM Administrator & Data Steward	Brady Kisthart

## COMMUNITY RELATIONS

Senior Director, Community Relations and Hockey Partnerships	Wayne Petersen
Hockey Partnerships Manager	Kalli Funk
Coordinator, Community Relations	Bella Iversen
Community Relations Intern	Gabby Billing
Little Wild Manager	Keith Ballard, Stephane Veilleux

## CORPORATE PARTNERSHIP & SUITE SALES

Director, Corporate Partnerships	Bryan Bellows
Director, Corporate Partnership Success	Ed Souter
Corporate Partnerships Account Executive	Rob Bovee, Doug Ferguson, Will Jurgensen
Senior Manager, Partnership Success	Tim Groth
Senior Manager, Corporate Service	Fordy Leipold
Senior Manager, Premium Partnerships	Mark Fasching
Partnership Success Manager	Jack MacLennan
Partnership Success Coordinator	Collin Smith
Partnership Success Coordinator	Montana Souder
Partnership Fulfillment Coordinator	Brooklyn Godes
Premium Partnerships Account Executive	Ralph Kratochvil
Premium Partnerships Intern	Regan Nealy

## CUSTOMER SALES & SERVICE

Senior Director, Ticket Sales and Service	Erica McKenzie
Director, Ticket Operations & Business Analytics	Chris Turns
Senior Manager, Ticket Operations	Brett Miller
Manager, Membership Service	Jared Jenkins
Manager, Group Sales	Brandon Grengs
Manager, Events	Tawnya Vidnovic
Manager, Membership Sales	Ray Jordan
Senior Premium Service Executive	Ryan Kronebusch
Senior Group Sales Account Executive	Chris Malek
Senior Account Executive, Arena Group Sales	Karen Reisinger
Senior Account Executive, Fan Relations	Nick Catton, Sarah Scinto
Senior Account Executive, New Business Development	Kean Ludvick
Account Executive, Group Sales	Ryan Newpower
Account Executive, New Business Development	Cayson Ehlinger, Aidan Zurn
Account Executive, Fan Relations	Colton Christmann, Zachary Larson, Zach Miller
Account Executives, Sales & Service	Luke Mericle, Michael Nieckula, Taylor Pogreba
Ticket Operations Coordinator	Madison Rzeszutek
Premium Service Executive	Dani Mestelle
Loyalty Program Manager	Emma Dufault
Loyalty Program Intern	Kalli Dowart
Sales and Service Academy	Jacie Jasinski, Evan Pruitt, Tripp Schulte, Truman Stewart
Customer Sales and Service Intern	Megan Hietala



# STAFF DIRECTORY

## DIGITAL

Director, Digital Marketing	Greta Brooks
Senior Content Producer	Brandon McCauley
Producer	Matt Hussey, Joey Skare
Videographer/Editor	Sean Rice, Chris McMurry
Editor	Joe Brunett, Monty Torres
Digital Coordinator	Devon Reagan, Andee Bender
Web & App Coordinator	Brandon Laxson, Zoe Fiedler
Social Media Intern	Brooklyn Dean
Video Production Intern	Jack Jones

## FINANCE

Director of Accounting	Ryan Stevens
Senior Manager, Accounting	Jon Ball
Senior Payroll Administrator	Jaymi Warren
Payroll Accountant	Denise Jenkins-Shavlik
Accounts Payable Administrator	Sandra Willson
Staff Accountant	Josh Petrik, Emily Pink
Staff Receivable Administrator	Ryan Jeska

## HUMAN RESOURCES

Senior Manager, People Experience	Kara Sacchetti
Senior Manager, Communications and Engagement	Dave Schwartz
People Partner	Elizabeth Haglund, Jon Rosas
People Coordinator	Jasmine Henjum
Data Generalist	Sarah Swafford

## LEGAL

Manager of Legal Affairs	Ben Dugan
Manager, Insurance, Risk and Legal Compliance	Amber Cratsenberg

## INFORMATION TECHNOLOGY

Director, IT	Josh Kielbasa
IT Manager	Sean LaCourseire
IT Generalist	Josh Hartneck, Nathaniel Beckstrom
IT Event Support	Rick Jacobson, Sean Johnson, Jon Guba

## MARKETING

Director, Innovation Marketing	Michael Spooner
Director, Game Operations	Mark Iralson
Director, Experiential Marketing	Jim Vanek
Director, Revenue Marketing	Katie Vannelli
Senior Manager, Marketing Strategy B2B	Amy Struve
Senior Coordinator, Game Presentation	Nicole Koehn
Mascot Coordinator	Robert Hathaway
Experiential Marketing Coordinator	Nicole Petschow
Retail Marketing Coordinator	Jeff DeKeuster
Advertising Marketing Strategist	Molly Munro
Marketing Automation Specialist	Ben Hall
Marketing Coordinator	Sarah Krengel

## MEDIA & PUBLIC RELATIONS

Director of Media Relations	Aaron Sickman
Senior Coordinator, Media Relations	Jackson Riebel
Media Relations Coordinator	Dylan Daniel

## MINNESOTA WILD FOUNDATION

Executive Director	Rachel Schuldt
Foundation Development Assistant	Abby Fox
Foundation Intern	Anna Stone

## RETAIL OPERATIONS

Senior Manager, Retail Operations	Scott Sarkis
Senior Buyer	Jennifer Meyers
Merchandise Planner/Operations Manager	Jarret Jordan
Store Manager, Xcel Energy Center Hockey Lodge	Emily Casey-Hare
Warehouse Operations	Luke Kishel
Fulfillment Coordinator	Bobby Donohoe
Retail Sales Lead	Nick Holman

# STAFF DIRECTORY



Heat Press Manager	Missie Krohn
Retail Warehouse Lead	Bob Wallum

## SAINT PAUL ARENA COMPANY

General Manager/Executive Director, Saint Paul RiverCentre	Kate Setley
General Manager/Executive Director, Xcel Energy Center	Kelly McGrath
Senior Director, Operations	Mark Stoffel
Senior Director, Planning and Public Affairs	Bill Huepenbecker
Senior Director, Guest Experience and Security	Rachael Johnson
Director, Booking Administration	Susan Hubbard
Director, Event Development	Bryan Miller
Director, Event Management	Pat Lealos
Director, Event Production	Jon Koehler
Director, Marketing and Communications	Robin Stinnett
Director, Operations	Matt Fujinaka
Director, RiverCentre Sales	Gabe Clendenen
Director, Suite Service & Premium Operations	Bree Oslin
Director, Ticket Operations	Kristina Meier
Senior Manager, Transportation and Parking	Mark Giese
Senior Box Office Operations Manager	Micki Tschida
Senior Manager, Guest Experience	Tracy Watson
Senior Manager, Production Administration	Jerry Abell
Manager, Box Office Finance	Andrea Retterath
Manager, Guest Experience	John Carlson, Jen Hazzard, Tali Ziegler
Assistant Manager, Suite Service & Premium Operations	Ian O'Grady
Marketing Manager	Anette Andrus, Nellie Gosh
Communications & Digital Media Specialist	Sam Johnson
Marketing Coordinator	Alyssa Hagerty
Administrative Assistant, Xcel Energy Center	Shannon Belflower
Senior Coordinator, Suite Service & Premium Operations	Payton Olson
Senior Account Executive, RiverCentre Sales	Zach Foster
Account Executive, RiverCentre Sales	Chris Antoine
Social Media Specialist	Connor Kropp
Senior Event Manager	Brandon Tucker
Event Managers	Charles Barrette, Tyler Ichella, Noah Micke, Sara Peterson, Haley Thelen
Event Coordinator	Jamie Wirth
Event Floor Coordinator	Tori DuBois
Event Administrative Assistant and Event Manager	Emily Johnston
Senior Manager, Ice Operations and Event Manager	Travis Larson
Box Office Supervisor/Ticketing Specialist	Judy Bartolett, Jon Johansen
Senior Operations Manager	Scott Eichstadt, Stephanie Garza
Operations Manager - Conversion	Randy Olmstead
Operations Manager - Overnights	Cesar Barrera
Operations Manager Assist	Sergio Gomez
Lead Custodians	Jim Flanders, Paul Hitchcock, Jackie Jensen
Lead Custodians TRIA Rink	Chris Aase, Tyler Austin, Michael Grovum, Reggie Krakowski
Custodians	Salvador Cordoso, Mark Carlson, Karen Ferlas, Jesus Ibarra-Amaya, Josue Lopez, Sean Maynor, Patricia Mendez-Nolasco, Matthew Norland, Michael Olmstead, Paul Patterson, Gloria Rosas-Rodriguez, Jeff Schwartz, Shannon Wemhoff, Joseph Williams, Lee Xiong
Housekeeper	Deanna Keenan
Senior Electrician	Gregg Gramse
Electricians	Todd Brochman, Jacob Setley, Wayne Stock
Senior Manager, Security	Rich Berg
Assistant Security Managers	Jeremy Jacobs, Andy Ohmann, Terreea Wright
Security Officers	Tesheena Brown, Kenton Christiansen, Brendan Conboy, Jesus Godinez, Rick Hanson, Doug Heller, Darryl Jazdzewski, Ashton Johnson, Ryan Kaiser, Robert Labore, Kim Loriecki, Justin Mickle, Jessie Reyes, Kelly Seibert, Dave Sheerer, David Uttermark, Pepper Welcher
Stage Technicians	Tim Buckman, Dave Gajeski, Chris Hoy, Jules Parent, Jeff Simonett
Painter	Brian Filkins, Troy Glaus
Lead Engineer	Larry Novotny
Engineers	Greg Black, Quin Lesch, Eric Waldner
Handyman-General Laborer	John Evans
Project Manager	Mark Anger
Assistant Logistics Manager	Andrew Levine
Logistics Specialist	Adam Arroyo

## 317 ON RICE PARK

Receptionists, 317 on Rice Park	Kim Bauer
Guest Service Attendant, 317 on Rice Park	Roberta Feiner, Ryan Schuldt



## TEAM IDENTITY



Minnesota Sports & Entertainment (MSE) was originally formed in 1997 by majority owner Bob Naegele, Jr., and a group of investors when they were awarded the rights to an expansion National Hockey League (NHL) franchise for the City of Saint Paul.

On June 25, 1997, the NHL officially approved expansion to 30 teams by the year 2000 with the announcement of new clubs in Atlanta, Columbus, Minnesota and Nashville. The Nashville Predators entered the League in 1998-99, the Atlanta Thrashers in 1999-2000. The Minnesota Wild and Columbus Blue Jackets began play in 2000-01.

On Jan. 22, 1998, Minnesota and hockey fans all over the world were introduced to the Minnesota Wild. During a historic ceremony at Maplewood, Minnesota's Aldrich Arena, the organization revealed the name which was chosen from thousands of suggestions offered by Minnesota hockey fans over a six-month period.

In front of a capacity crowd of hockey fans young and old, the logo was unveiled on the side of a large puck which descended from above at center ice. The mark depicted the word "Wild" designed in an organic, naturalist form and included the team's official colors of Iron Range Red, Forest Green, Harvest Gold and Minnesota Wheat.

"We think it [Wild] represents what Minnesota hockey fans hold most dear — our rugged natural wilderness, the premier brand of hockey that's native to Minnesota and the great enthusiasm of all our hockey fans," said Minnesota Wild CEO Jac Sperling.

The Wild continued to honor the history and naturalistic tradition of the state of Minnesota when it unveiled its sweater on Nov. 18, 1999. Again, the club turned to its hockey roots by holding a ceremony to reveal the sweater at the Roseville Skating Center in front of a sold-out crowd of season ticket deposit holders. The crest of the jersey, one of the most unique and striking marks in all of professional sports, is a Minnesota Wilderness pictogram including a wild animal, the North Star, evergreen trees, a red sky, the sun and/or moon and a stream. It now appears on the front of the road sweaters. The road jersey is white, trimmed in Iron Range Red, Harvest Gold and Forest Green. The numbering and lettering on the jersey is tri-color with an organic design, which also ties into the overall wilderness theme the club has established.

## TEAM IDENTITY



On June 20, 2017, the Minnesota Wild Brand Content and Creative Services team worked with designers from the NHL and adidas to unveil the new ADIZERO Authentic NHL jerseys and uniforms that debuted for the 2017-18 season. The new home jersey gives a vintage feel that pays tribute to some of the best sweaters from the long history of our game in the State of Hockey. The primary color of the home jersey is Forest Green with a distinctive wheat-colored horizontal chest stripe that sets off the primary logo crest on the front of the jersey. A wheat stripe is also included at the bottom of the jersey. The new shoulder patch takes its design from the Wild script wordmark that had been a part of the green alternate sweaters that were worn from 2009 until last season. That distinctive "M" was also featured on the Stadium Series uniform worn by the Wild on Feb. 21, 2016. The new home uniform also includes Iron Range Red stripes on the sleeves and socks, and the numbers on the back of the jersey are outlined in Iron Range Red. The new adidas road jersey carries on the popular look and clean design first introduced on the white jersey for the 2013-14 season.

On Sept. 4, 2021, the Minnesota Wild unveiled its 2022 NHL Winter Classic jersey to be worn against the St. Louis Blues on Jan. 1, 2022 at Target Field. The jersey is designed to celebrate the state's rich hockey pedigree, the rivalry of the Twin Cities and its legacy as the State of Hockey. The base jersey design unites the St. Paul Saints look from the 1930s with the traditional Minnesota Wild color palette. The lettering, numbers, and other design elements on the jersey all come from those early hockey clubs that helped make Minnesota the 'State of Hockey.' The two stars in the crest are a reference to Gemini, the twins constellation. They represent the two cities — St. Paul and Minneapolis. The state shape between them symbolizes how the cities come together to represent the capital of Minnesota. Both city's names are arched around these symbolic marks further emphasizing how they unite to rally around the sport of hockey and their team. Hockey's origins on ponds are reflected in the vintage white in the jersey, the canvas breezers inspiration in the pants and in the leather gloves. Canvas brown colored elbow patches represent long hours of wear and tear on beloved hockey gear. Heritage embellishments like felt are used on the cresting, name and numbers. A special narrowed and shaped yoke was developed to nail a 1930s and 1940s hockey aesthetic.

While the Minnesota Wild game uniforms have evolved over the course of 23 NHL seasons, the key elements of the Wild brand identity have remained consistent.

The crest of the jersey, one of the most unique and striking marks in all of professional sports, is a Minnesota wilderness pictogram including elements depicting a wild animal, the north star, evergreen trees, a red sky, a sun/moon, a loon, and a stream. The logo was revealed on Nov. 18, 1999 at the Roseville Skating Center as a part of a ceremony celebrating the inaugural season Wild jersey. The current home and road Wild jerseys both feature this primary logo as the crest.

The Wild home jersey uses the Forest Green base color, with a distinctive horizontal chest stripe in Wild Wheat. The shoulder patch "M" takes its design from the Wild script wordmark that had been featured on a unique alternate jersey design worn from 2009 to 2017. Home uniforms also feature a Wild Wheat and Iron Range Red combination striping on the sleeves and socks.

Road uniforms mimic the home striping design, but with Forest Green stripes on the crisp white base. Rather than the "M" shoulder patch of the home jersey, the road jersey features an alternate Wild mark featuring a circular design and the words "Minnesota Wild" encircling the primary logo. This circular mark first appeared on Wild uniforms as the crest on the red alternate jersey (which later became the primary home jersey), introduced in 2003.

New for the 2023-2024 season, the Wild are introducing a new alternate uniform. Dubbed "The 78's" in honor of our predecessor Minnesota NHL franchise, the North Stars, these throwbacks celebrate the design and colors of the North Stars' late-1970's uniforms. These uniforms introduce an entirely new colorway, with a Kelly Green base color and bright yellow striping.

The 78's are based on the adidas/NHL "Reverse Retro" Wild uniforms from the 2020-2021 and 2022-2023 seasons. Additional details have been added that were not a part of the Reverse Retro version, including a shoulder patch featuring the "State of Hockey" logo, as well as a distinctive treatment for the captain and alternate captains' "C" and "A" on the upper left chest, which now are layered over a patch in the shape of our home state.



# WILD IN THE COMMUNITY

The Minnesota Wild is proud to support hundreds of nonprofit organizations and other worthy causes each year from throughout the State of Hockey and beyond, with an emphasis on organizations that serve underprivileged children and families, educational initiatives, children's medical causes, military, youth hockey, environmental, animal rescue, and diversity and inclusion. During the 2022-2023 season, the Minnesota Wild was happy to donate autographed memorabilia, merchandise and suites to various groups that met our giving criteria. Additionally, Wild season ticket members donated hundreds of tickets to nonprofit groups via the Wild Ticket Assist Program.



## IN-KIND DONATIONS

Wild merchandise, etc.

**\$ \$118,540**

**1,209 DONATIONS**

## SUITE DONATIONS

Wild games, concerts and events

**\$ \$364,690**

**2,296 TICKETS**

## WILD GAME TICKETS DONATED BY SEASON TICKET MEMBERS THROUGH TICKET ASSIST

**\$ \$91,804**

**506 TICKETS**

# TOTAL GIVING

**\$ \$575,034**

**2,802 TICKETS**

# WILD FOUNDATION



## TOGETHER WE CREATE A GREATER STATE OF HOCKEY

The Minnesota Wild Foundation exists to support the game of hockey and improve the lives of families in the State of Hockey. With support from Wild players, fans and donors, the Minnesota Wild Foundation supports pediatric medical causes, serves as the largest non-member funding source for Minnesota Hockey, and provides fundraising opportunities for youth hockey associations and children's health and wellness charities across the state. Since its inception in 2009, the Wild Foundation has distributed \$5.4 million in grants to hockey organizations and children's medical-related charities, and has helped local charities raise over \$6.8 million through its Split the Pot Raffle program. Together we create a Greater State of Hockey.



For more information about the Minnesota Wild Foundation, visit [wild.com/foundation](http://wild.com/foundation) or contact us at [mnwildfoundation@wild.com](mailto:mnwildfoundation@wild.com) or 651-602-6000.

Follow the Minnesota Wild Foundation on X (@mnwildfound), Facebook (@minnesotawildfoundation) and Instagram (minnwildfoundation).



# XCEL ENERGY CENTER



The award-winning Xcel Energy Center, located in downtown Saint Paul, Minnesota, is home to more than 150 events annually and welcomes approximately 1.7 million visitors each year. The venue opened its doors on Sept. 29, 2000, when the National Hockey League franchise Minnesota Wild played their first inaugural year preseason game, followed the next night by the arena's first concert featuring Barenaked Ladies.

In addition to perennial favorites such as the Minnesota State High School League's Boys and Girls Hockey and Wrestling Tournaments, the venue has played host to several world-renowned events in its history including the Super Bowl LII Opening Night and Media Day events, 2008 Republican National Convention, NCAA Men's Frozen Four (2018, 2011, 2002), U.S. Figure Skating Championships (2016, 2008), USA Gymnastics National Championships (2011, 2006), as well as some of entertainment's most legendary performers including Harry Styles, Madonna, Bruno Mars, The Rolling Stones, Taylor Swift, Bruce Springsteen, Elton John, and Minnesota native and favorite son, Prince. Additionally, the National Collegiate Hockey Conference championship tournament, the NCHC Frozen Faceoff, makes its home at Xcel Energy Center.

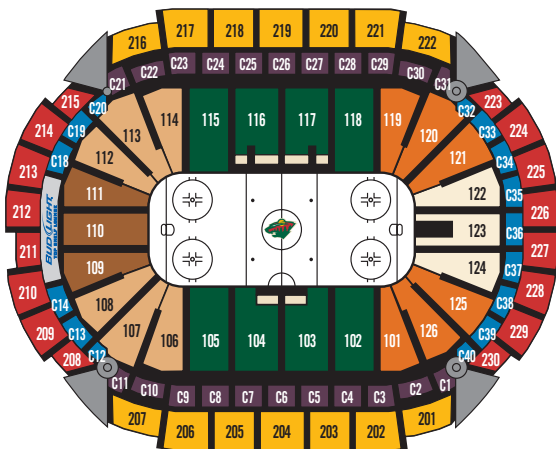
Xcel Energy Center and adjacent Saint Paul RiverCentre are known for being passionate about creating the best experiences imaginable for their guests, and that includes providing a setting that is a model of sustainable practices. Our efforts have been designed to integrate into our daily operations and our culture. Xcel Energy Center and Saint Paul RiverCentre are honored to have been recognized as leaders in sustainability and are certified by LEED (Gold), EIC/SES (Gold) and Green Globes. We are proud to be the only complex in the world to receive these three independent certifications.

Xcel Energy Center is managed by Saint Paul Arena Company.



# TEAM MANAGEMENT

## 2023-2024



### SEAT LOCATION

- On-The-Glass
- RBC Wealth Management Club Level Sides
- RBC Wealth Management Club Level Ends
- Bud Light Top Shelf Lounge
- Lower Level Sides
- Lower Level Corners, Double Attack
- Lower Level Corners, Single Attack
- Lower Level End, Double Attack
- Lower Level End, Single Attack
- Upper Level Sides
- Upper Level Ends

To reserve your spot on the Season Ticket waiting list or to receive more information on Season Tickets, Partial Season Ticket Plans, Group Tickets and Suites visit:

[TICKETS.WILD.COM](https://tickets.wild.com) | 651.222.WILD





# TEAM MANAGEMENT



## CRAIG LEIPOLD OWNER & GOVERNOR

Craig Leipold is the majority owner and principal investor in Minnesota Sports & Entertainment (MSE), a regional sports and entertainment leader that includes the National Hockey League's Minnesota Wild, the Iowa Wild of the American Hockey League, 317 on Rice Park and the facility management of Xcel Energy Center, TRIA Rink at Treasure Island Center, Saint Paul RiverCentre and the Legendary Roy Wilkins Auditorium. He oversees the day-to-day business operations of the organization and also serves as the team's Governor at NHL Board of Governors' meetings. The NHL's Board of Governors officially approved Leipold's purchase of MSE on April 10, 2008.

Under Leipold's ownership, the Wild is dedicated to building a Stanley Cup contending franchise, playing an important role in the community through service initiatives, providing a fun and entertaining game-night experience and building strong relationships with its fans and corporate partners.

Leipold has advocated for the State of Hockey to host premiere NHL events, including the 2022 NHL Winter Classic at Target Field, 2016 Coors Light Stadium Series at TCF Bank Stadium and the 2011 NHL Draft at Xcel Energy Center.

A resident of Racine, Wis., Leipold completed the sale of the Nashville Predators to a local ownership group on Dec. 7, 2007, a team he owned since the expansion franchise was awarded to Nashville in 1997.

During his time as an NHL owner, Leipold has been a tireless advocate for the professional hockey industry. Appointed by NHL Commissioner Gary Bettman, Leipold serves on both the League's Executive committee and Audit committee. He was a member of the League Negotiating Committees that negotiated the Collective Bargaining Agreements with the NHL Players' Association in 2005 and 2013. He is also a strong advocate for the new, more "fan-friendly" NHL, including the rule changes to promote a more entertaining competition and increased fan access to the product.

Craig and his wife Helen (Chairman and Chief Executive Officer of Johnson Outdoors, Inc., and Chairman of Johnson Financial Bank Corp.) have five sons (Chris, Kyle, Connor, Curtis and Bradford) and own five dogs. While in St. Paul, the Leipold's live in their apartment in the historic Saint Paul Hotel.

# TEAM MANAGEMENT



## MATT MAJKA CHIEF EXECUTIVE OFFICER & ALTERNATE GOVERNOR



Matt Majka (pronounced MAY-kuh) is in his first season as Chief Executive Officer and Alternate Governor of Minnesota Sports and Entertainment (MSE) after being promoted to the position on July 25, 2023. Currently in his 27th year with the organization, Majka has previously held the positions of President and Alternate Governor, Chief Operating Officer, Executive Vice President, Senior Vice President of Business Operations and Vice President of Marketing and Corporate Sponsorships.

MSE is a regional sports and entertainment leader that has grown into several different business operations including the Minnesota Wild, its minor league affiliate, the Iowa Wild, and Saint Paul Arena Company (SPAC), the manager and operator of Xcel Energy Center, Saint Paul RiverCentre, Roy Wilkins Auditorium, TRIA Rink, Herbie's On The Park and 317 on Rice Park.

During his tenure with the Wild, Majka has been instrumental in fostering the unique relationship between the hockey club and its fan base. The team's continued dedication to the fans of the "State of Hockey" is reflected in ESPN The Magazine's Ultimate Standings as the Wild was named the "Best Stadium Experience" in the National Hockey League from 2007-10. Minnesota ranked first in the NHL and sixth overall for "Stadium Experience" in the field of all 122 major league sports franchises in 2012.

Majka joined the Minnesota Wild in October of 1997 from Rollerblade, Inc., where he started work in 1984. Beginning as a Sales Representative for the fledgling company, he held positions of increasing responsibility through his 13-year tenure. During his tenure, the privately held company grew revenues from \$1 million to more than \$200 million annually.

The Detroit, Mich., native has lived in the Twin Cities for more than 50 years and is a 1984 speech communications graduate of the University of Minnesota. Majka currently serves on the St. Paul Downtown Alliance, the United States Hockey Hall of Fame, the BEL13VE in Miracles Foundation, the Saint Paul & Minnesota Foundations, The Ordway and Minnesota Sports and Events.

He and his wife, Kym, have two sons, Sam and Nick. The family home is in Medina.

## JEFF PELLEGRAM CHIEF FINANCIAL OFFICER & EXECUTIVE VICE PRESIDENT



Jeff Pellegrom is in his 16th season as the Wild's Executive Vice President and Chief Financial Officer. He oversees the organization's finance, payroll, legal services, human resources, information technologies, and Xcel Energy Center events. Pellegrom also oversees investor relations and governmental affairs.

The Minnesota Wild, along with its parent organization Minnesota Sports & Entertainment (MSE), is a sports and entertainment leader, made up of the NHL Team, the Wild's AHL affiliate the Iowa Wild, a business arm called Venture32 and the facility management of Xcel Energy Center and Saint Paul RiverCentre.

Pellegrom has extensive experience in corporate finance, international business, and business development. Prior to joining the Wild, he spent eight years with 3M and 10 years with SC Johnson, specializing in corporate finance and mergers and acquisitions.

A native of Midland, Michigan, Pellegrom received his undergraduate degree in mathematics and economics from Kalamazoo College before earning his MBA in finance from the University of Minnesota's Carlson School of Management. He serves on the board of the St. Paul Area Chamber of Commerce and as treasurer of the Minnesota Wild Foundation.

In his free time, Pellegrom enjoys endurance sports including swimming and cycling. He and his wife Mary have four adult children.





# TEAM MANAGEMENT



## **MITCH HELGERSON** **CHIEF REVENUE OFFICER**

Mitch Helgerson is in his first season as Chief Revenue Officer after being promoted to the position on July 25, 2023. Now in his 18th season with the Minnesota Wild, he previously held positions of Senior Vice President of Marketing and Broadcasting, Vice President of Sales and Marketing Intelligence, Senior Director of Marketing Intelligence and Special Projects and Director of Finance.

As Chief Revenue Officer, Helgerson oversees all revenue streams for the organization including ticket sales and service, corporate partnerships, premium seating and retail, while also facilitating the team's relationship with Bally Sports North and KFAN 100.3 FM. Helgerson has also been instrumental in the development of the organization's business intelligence team, one of the first of its kind within the industry.

Prior to his time with the Wild, Helgerson was with Ecolab, Inc. in a variety of financial roles.

A native of Alexandria, Minn., he earned his undergraduate degree from the University of North Dakota in Grand Forks and an MBA from the University of Minnesota's Carlson School of Management. Helgerson also serves on the Board of Directors for the Science Museum of Minnesota.

He and his wife, Jennifer, have two children, Henry and Emma. The family resides in Lake Elmo.



## **CARIN ANDERSON** **SENIOR VICE PRESIDENT, CORPORATE PARTNERSHIPS AND RETAIL MANAGEMENT**

Carin Anderson is in her 27th year with the Minnesota Wild and seventh as Senior Vice President, Corporate Partnerships and Retail Management. In her role, Anderson successfully directs the sales development and growth for all of the Wild's and Xcel Energy Center's corporate partnerships and premium seating of suites and loges. Anderson has been instrumental in fostering key corporate relationships such as Xcel Energy, Anheuser Busch, Coca-Cola, Treasure Island Resort and Casino, Andersen Windows, Polaris, along with others throughout the years. In addition, she oversees the Retail Operations for the Minnesota Wild including game day sales and the store at Xcel Energy Center, along with an emerging e-commerce strategy.

An employee since July of 1997, Anderson is one of the organization's longest tenured employees. She previously held the positions of Vice President of Corporate Partnerships and Retail Management, Senior Director of Corporate Partnerships and Retail Operations, and Director of Corporate Services. Her duties included assisting in corporate partner development and managing the service and fulfillment of all partnership commitments.

Anderson is a member of the Minnesota Chiefs of Police Foundation Board of Directors and oversees its marketing committee.

Prior to her time with the Wild, Anderson spent six years with the University of Minnesota's Men's Athletic Department as a Marketing Manager.

A native of North Branch, Minn., Anderson received a business degree with an emphasis in finance from the University of Minnesota's Carlson School of Management in 1991.



# TEAM MANAGEMENT



## **JIM IBISTER** **SENIOR VICE PRESIDENT, FACILITY ADMINISTRATION**

As Senior Vice President of Facility Administration for the Minnesota Wild Jim Ibister is responsible for overall facility administration at Xcel Energy Center, Saint Paul RiverCentre, TRIA Rink and the 317 Washington building. Jim also leads campus-wide Information Technology for Minnesota Sports & Entertainment (MSE).

A resourceful and innovative leader, Jim guides large capital and innovation projects to help maintain state of the art facilities. Under his guidance, Xcel Energy Center and Saint Paul RiverCentre transformed its operations to become an award-winning, internationally-recognized model of sustainability, including certifications in Green Globes, Event Industry Council (EIC) Sustainable Event Standards (SES) – Gold Certification and LEED Gold.

Ibister was previously the General Manager of Saint Paul RiverCentre and also worked at the Mayo Civic Center in Rochester, Minn., where he was Executive Director from 1996-2000 before joining MSE. He translates his love of sports and the theater to the office, where he believes success is critical to taking responsible risks, pushing past preconceived notions, putting people first, and having fun along the way.

He and his wife, Molly, reside in Arden Hills. They have a daughter, Ellen, and a son, Carter.



## **MARIA TROJE** **SENIOR VICE PRESIDENT, TICKET SALES AND SERVICES**

Maria Troje is in her 23rd season with the Minnesota Wild and second as Senior Vice President of Ticket Sales and Service. In her current role, she oversees the Wild's Season Ticket Holder base to continually provide excellence in customer service and fan experience, which has led to renewal rates that have consistently exceeded 90%. Her duties also include managing ticket sales for the Wild, including season ticket packages, groups and single game tickets.

Over the past few seasons, Troje has instituted an overarching customer service philosophy campus-wide for the organization, called Service First, which connects full and part-time staff as well as key partners of the Minnesota Wild to focus on service and culture at the core of the business. She also serves as the lead contact with Levy Restaurants.

Troje played an integral role in two ground-breaking initiatives: the first-ever Wild Fan Advisory Board to gain fan insights and steadily improve the fan experience; and Wild Rewards, a loyalty program designed to reward Season Ticket Holders with merchandise and one-of-a-kind experiences. She also led the organization's task force for the 2016 Coors Light NHL Stadium Series weekend that took place Feb. 20-21, 2016, at TCF Bank Stadium as well as the 2022 Discover NHL Winter Classic that took place Jan. 1, 2022 at Target Field.

Troje received her undergraduate degree from the University of St. Catherine and her Masters from the University of New Haven, Connecticut. Troje currently serves on the Foundation Board of Children's Minnesota and on the Schubert Club Board. She has been with the Wild organization since its inception in 2000 and was named one of Minneapolis/St. Paul Business Journals Women in Business in 2018.

She and her husband, Chris, have three children, Connor, Brady, and Addison. The family resides in Blaine.



# TEAM MANAGEMENT



## TREVOR SHANNON

### VICE PRESIDENT, FINANCE AND CONTROLLER

Trevor Shannon is in his 12th season with Minnesota Sports and Entertainment (MSE), fifth as Vice President of Finance and Controller. He is responsible for directing and managing all financial reporting, risk management, and financial/tax compliance for the National Hockey League's Minnesota Wild, Saint Paul Arena Company, the American Hockey League's Iowa Wild, Venture 32 (State of Hockey), TRIA Rink, and Saint Paul RiverCentre. These responsibilities include cash and treasury management, risk / insurance management, company payroll reporting, tax compliance, and all external financial compliance.

Prior to joining MSE in 2012, Shannon served as Controller for Twin City Fan Companies for seven years. Before his role with Twin City Fan, he was in public accounting at Latta Harris Hanon & Penningroth CPA firm in Tipton, Iowa serving many clients with audit, financial write-up, and income tax filings.

Trevor has an undergraduate degree in Accounting and a degree in Business Administration-Finance from Wartburg College in Waverly, Iowa. He became a Certified Public Accountant (CPA) in 2000 and maintains an active certificate in the State of Minnesota.

Trevor and his wife Mandy have three children; Andrea, Asher, and Brendan. The family resides in Burnsville.



## STEVE WEINREICH

### VICE PRESIDENT, GENERAL COUNSEL

Steve Weinreich is in his 14th season as Vice President and General Counsel for Minnesota Sports & Entertainment (MSE). Weinreich is responsible for directing and managing all legal services for the National Hockey League's (NHL) Minnesota Wild, the American Hockey League's (AHL) Iowa Wild and Saint Paul Arena Company. These responsibilities include reviewing hockey team contracts, drafting of sponsorship, suite, event and service contracts, workers compensation and employment law issues, general liability matters, and coordination of all external legal services utilized by the company. Weinreich is also a Board of Directors member for the Treasure Island Center, which is the Wild's primary practice facility.

Weinreich served as Vice President and General Counsel of the NHL's Arizona Coyotes and Gila River Arena for seven years prior to joining MSE. Before working for the Coyotes, he spent six years as a lawyer working for the law firms Sonnenschein, Nath and Rosenthal as well as Vedder, Price, Kaufman and Kamholz in Chicago.

Weinreich has an undergraduate degree in Sports Management and Communications from the University of Michigan and a law degree from Washington University in St. Louis.

Steve and his family reside in Golden Valley.



# TEAM MANAGEMENT

## TODD FREDERICKSON

### VICE PRESIDENT, MARKETING

Todd Frederickson was named Vice President of Marketing for the Minnesota Wild on August 2, 2021. He helps lead the Wild's marketing efforts in the areas of advertising, events, game operations and digital media. Frederickson also serves as President and Governor of the Iowa Wild in the American Hockey League (AHL) and is responsible for all interaction with the AHL.

He was named President of Iowa on April 24, 2013, and has been instrumental in hockey's successful return to the Des Moines market as Iowa has become one of the premier franchises in the AHL. Under his leadership, the team has garnered numerous awards including winning Team of the Year, Social Media Department of the Year, Outstanding Fan Experience and Best Unique Game Operations Promotion in 2019. Frederickson was also the 2019 recipient of the Thomas Ebright Award in recognition of his career contributions to the AHL. In 2018, Iowa was honored for the third straight season as the AHL's Corporate Sales Team of the Year, with more than 100% growth backed by new and creative sponsorships.

As the first president in team history, Frederickson created community-based initiatives such as the Healthy Living Floor Hockey Program and the team's Wild About Reading campaign. During the 2017-18 season, the team partnered with Iowa Corn and introduced Hockey Days Iowa, the largest outdoor 3-on-3 hockey tournament in Iowa history. More than 300 players from multiple states making up more than 40 teams competed in the inaugural event, which took place in a cornfield in the greater Des Moines area. As a result of the success of Hockey Days Iowa, the Wild received the AHL Corporate Promotion of the Year and Community Service Excellence awards at the 2018 AHL Team Business Meetings.

Frederickson is a member of the ACES (Athletes Committed to Educating Students) Board of Directors.

Prior to joining Iowa, Frederickson served as the AHL's Vice President, Team Business Services, leading the league to five consecutive years of ticket sales and corporate sales growth. Before joining the AHL, he spent time with the Atlanta Falcons organization and 11 years with the AHL's Chicago Wolves, including three years as executive director of ticket sales and service.

The Grosse Pointe Woods, Mich., native, is a graduate of Denison University in Granville, Ohio.



## JAAN SCOFIELD-MECHE

### VICE PRESIDENT, PEOPLE STRATEGY AND EXPERIENCE

JaAn Scofield-Meche is in her second season as Vice President of People Strategy and Experience for Minnesota Sports and Entertainment (MSE) after joining the organization in March of 2022. She is responsible for leading the people strategies and human resource operations, talent acquisition, and leadership development on behalf of the Minnesota Wild, Iowa Wild, Saint Paul Arena Company, TRIA Rink and Saint Paul RiverCentre. Scofield-Meche is committed to creating a culture of continuous improvement and operational excellence.

She has held various human resource roles in the telecommunications, construction, health care, and professional beauty industries. Prior to joining the Wild, Scofield-Meche most recently served as the Vice President of Human Resources for Universal Services, Inc., for five years.

She received her Bachelor of Science degree in Human Resource Management from Saint Mary's University of Minnesota and her Master of Arts degree in Human Resources Management from Concordia University, Saint Paul.





# TEAM MANAGEMENT



## KELLY McGRATH

### GENERAL MANAGER AND EXECUTIVE DIRECTOR, XCEL ENERGY CENTER

Kelly McGrath was promoted to General Manager and Executive Director of Xcel Energy Center on June 21, 2023. She oversees the day-to-day operations of Xcel Energy Center including securing and promoting events, attractions and shows at the arena. McGrath also supports the requirements of the Minnesota Wild and all other events that are staged at Xcel Energy Center.

The White Bear Lake, Minn., native joined the organization in 2000 as the Director of Sales for the Minnesota Wild. In 2005, McGrath transitioned to the Director of Sales for Xcel Energy Center and in 2008 assumed marketing responsibilities for the venue. Her role expanded in 2022 to Director of Marketing and Communications for all Minnesota Sports & Entertainment (MSE) managed

facilities.

An instrumental member of Xcel Energy Center's leadership team, McGrath has successfully led bids with US Figure Skating, USA Gymnastics, USA Hockey, NCAA, National Collegiate Hockey Conference (NCHC) and Minnesota State High School League (MSHSL) governing bodies, landing events that generated millions of dollars in economic impact for the region. During her tenure, Xcel Energy Center has been recognized by notable publications like Sports Illustrated, SportsBusiness Journal/ SportsBusiness Daily, ESPN The Magazine and Forbes Magazine for best arena, stadium, and fan experience. Xcel Energy Center has been nominated nine times for "Arena of the Year" by leading concert-industry publication Pollstar magazine and is highly regarded as a marquee destination for artists and fans alike, thanks in large part to McGrath's promotional leadership.

McGrath's talents have been recognized by many within the event industry. She has been named a 2023 Venues Today Women of Live Honoree, 2020 Venues Today Women of Influence Honoree, and the 2019 Women in Sports and Events (WISE) Twin Cities Woman of Inspiration.

McGrath lives in Stillwater, Minn., with her husband Wayne Petersen, who serves as Senior Director of Community Relations and Hockey Partnerships for the Minnesota Wild.



## KATE SETLEY

### GENERAL MANAGER AND EXECUTIVE DIRECTOR, SAINT PAUL RIVERCENTRE

Kate Setley is in her second year as General Manager and Executive Director of the Saint Paul RiverCentre, having been promoted to the position in September 2022. In her role, Setley oversees the day-to-day operation of Saint Paul's 250,000 square foot convention center and Roy Wilkins Auditorium.

In addition to leading the RiverCentre team, Setley has served as an integral sustainability leader within Minnesota Sports & Entertainment (MSE), promoting and implementing sustainability programs across the organization's three venues. A highlight of this work resulted in the three venues becoming the first in the world to earn three environmental certifications (LEED, Green

Globes and Event Industry Council). Additionally, she was responsible for the initial development and ongoing commitment to an overarching customer service philosophy, Service First, connecting full and part time employees to focus on putting service and culture at the core of the business operation.

Setley originally joined MSE in 2000 and has served in a variety of roles, including the Director of Event Management for Xcel Energy Center, Saint Paul RiverCentre and Roy Wilkins Auditorium, and the Director of Sales and Marketing for Saint Paul RiverCentre and Roy Wilkins Auditorium.

A native of Byron, Minn., Setley received her Bachelor of Arts in Journalism and minor in Spanish from the University of Minnesota - Twin Cities. She and her husband, Jake, have a daughter, Reese, and a son, Niko. The family resides in White Bear Lake.



# HOCKEY OPERATIONS

## 2023-2024





# HOCKEY OPERATIONS



## BILL GUERIN

### GENERAL MANAGER AND PRESIDENT OF HOCKEY OPERATIONS

Bill Guerin is in his fifth season as the General Manager of the Minnesota Wild and first as President of Hockey Operations, having been promoted on July 25, 2023. Guerin was originally named the fourth General Manager of the Minnesota Wild on August 21, 2019.

Guerin oversees the Wild's hockey operations department including all matters relating to player personnel, coaching staff, scouting department and minor league operations. Under his leadership, the Wild have qualified for four consecutive Stanley Cup Playoffs (2020-23) and achieved consecutive 100-point seasons for the second time in franchise history (2021-23) while amassing a top-ranked prospect pool and balancing challenging salary cap restraints.

Guerin spent eight seasons with the Pittsburgh Penguins (2011-19), including the last five seasons as Assistant General Manager. He served as the Penguins player development coach for three seasons (2011-14), helping develop the organization's minor league, junior and college prospects, many of whom were key contributors on Pittsburgh's 2016 and 2017 Stanley Cup teams. Guerin was promoted to Assistant General Manager by the organization on June 6, 2014, and served as General Manager of Wilkes-Barre/Scranton, overseeing the day-to-day operations of Pittsburgh's American Hockey League (AHL) affiliate, the last two seasons.

He recorded 856 points (429-427=856), a plus-51 rating and 1,660 penalty minutes (PIM) in 1,263 career NHL games during 18 seasons (1991-2010) with New Jersey, Edmonton, Boston, Dallas, St. Louis, San Jose, the New York Islanders and Pittsburgh. Guerin played in four NHL All-Star Games (2001, 2003, 2004 and 2007) and ranks fourth in shots on goal (3,693), sixth in goals, seventh in games played, 10th in PIM and 13th in scoring in NHL history amongst American-born players. He is one of eight U.S.-born players to record 400 career goals and 400 career assists in the NHL. Guerin also made 15 appearances in the Stanley Cup Playoffs and tallied 74 points (39-35=74) and 162 PIM in 140 career playoff contests, winning the Stanley Cup in 1995 with New Jersey and in 2009 with Pittsburgh. He was selected by New Jersey in the first round (fifth overall) of the 1989 NHL Draft.

Guerin represented the United States at three Olympic Games (1988, 2002 and 2006) and two World Cups of Hockey (1996, 2004), helping Team USA win a gold medal at the 1996 World Cup of Hockey and a silver medal at the 2002 Olympics. He also played for Team USA at the 1989 and 1990 IIHF World Junior Championships and played in 46 games for the U.S. National Team during the 1991-92 Pre-Olympic Tour. Guerin tallied 70 points (40-30=70) in 77 games during two seasons at Boston College (1989-91). The native of Wilbraham, Mass., was inducted into United States Hockey Hall of Fame in 2013.

He and his wife, Kara, have three daughters, Kayla, Grace and Lexi, and a son, Liam.



# HOCKEY OPERATIONS



## CHRIS O'HEARN

### ASSISTANT GENERAL MANAGER

Chris O'Hearn is in his third season as Assistant General Manager after being promoted to the position on Sept. 24, 2021. He joined the Wild as Director of Hockey Operations prior to the start of the 2019-20 season. His responsibilities include player contract research and negotiations, scheduling, salary arbitration and salary cap management.

O'Hearn spent the 2018-19 season as a professional scout for the Calgary Flames. Prior to working for the Flames, he spent 11 seasons with the Arizona Coyotes, including the last three seasons as Assistant General Manager. With the Coyotes, his responsibilities also included fiscal and strategic planning, evaluating pro and amateur players, compliance with the Collective Bargaining Agreement, and administration with the NHL's Central Registry as well as the day-to-day operations of the hockey department.

The Winnipeg, Man., native earned a Bachelor of Arts degree in political science from Arizona State University in 2004 and graduated from the New England School of Law in 2007.

He and his wife, Ashley, have a son, Callan, and a daughter, Andersen.



## MATT SELLS

### VICE PRESIDENT OF HOCKEY STRATEGY

Matt Sells is in his fifth season with the Minnesota Wild and third as Vice President of Hockey Strategy. He is responsible for data collection and interpretation to assist hockey operations.

Prior to joining the Wild, Sells worked at the international law firm Norton Rose Fulbright. Sells was called to the Alberta Bar on July 8, 2019. He graduated from the University of Calgary Law School in 2017. Sells has also received an undergraduate degree in Business Administration and a Certificate of Economics from the University of Regina in 2006.

He worked for Hockey Canada as an Advanced Scout for six seasons (2013-18). During his time with Hockey Canada, Team Canada won the 2016 World Cup of Hockey, gold medals at the 2014 Winter Olympics, the 2015 and 2016 IIHF World Championships and the 2015 and 2018 IIHF World Junior Championships, silver medals at the 2017 IIHF World Junior Championship and the 2017 IIHF World Championship and a bronze medal at the 2018 Winter Olympics.

Sells also spent two seasons as an Assistant Coach for the Penticton Vees in the British Columbia Hockey League (2010-12). During the 2011-12 season, Penticton won a record 42 consecutive games and a National Championship.

He and his wife, Renee, have two daughters, Lane and Dylan.





# HOCKEY OPERATIONS



## MICHAEL MURRAY

### DIRECTOR OF HOCKEY OPERATIONS/ GENERAL MANAGER OF IOWA WILD

Michael Murray is in his fourth season with the Minnesota Wild. He joined the organization as the Assistant to the General Manager on Oct. 1, 2020 and was promoted to Director of Hockey Operations on Sept. 24, 2021. He oversees the day-to-day operations of the Wild's hockey operations department, assisting with contract negotiations, player development and scouting. Murray also serves as General Manager of the Iowa Wild of the American Hockey League (AHL).

Murray joined the Wild after spending nine seasons working in hockey operations for the AHL. He was named Vice President of Hockey Operations for the AHL in October of 2011 and promoted to Executive Vice President of Hockey Operations in July of 2015. While working for the AHL, Murray oversaw all aspects of the league's hockey operations department, including management of

the AHL's officiating program, the league's disciplinary process, player registry, compliance with rules and regulations, and scheduling.

He spent three seasons working in hockey operations for the ECHL. Prior to joining the ECHL, Murray interned as a law clerk in the Labor Relations Department for the Massachusetts Port Authority following two years at Pro Athletes Management Inc., a law firm in Boston that represents professional athletes. He also served as an assistant to the general manager of the Lowell Lock Monsters in the AHL.

An admitted member of the Massachusetts Bar, Murray received his bachelor's degree in history from Dartmouth College, and was awarded his Juris Doctor cum laude from Suffolk University Law School in Boston. The native of Dover, Mass., played hockey for four years at Dartmouth College (1999-03) followed by two seasons of professional hockey.

He and his wife Melissa, have one daughter, Abigail.



## RAY SHERO

### SENIOR ADVISOR TO THE GENERAL MANAGER

Ray Shero is in his third season with the Minnesota Wild as the Senior Advisor to the General Manager after being named to the position on Jun. 9, 2021.

Shero most recently served as Executive Vice President and General Manager of the New Jersey Devils from May 4, 2015 to January 12, 2020. Prior to his time with the Devils, he spent eight seasons as Executive Vice President and General Manager of the Pittsburgh Penguins from 2006-07 to 2013-14. During his tenure with Pittsburgh, the Penguins won the 2009 Stanley Cup and he was named the General Manager of the Year in 2012-13.

Before he joined the Penguins, Shero served as Assistant General Manager for the Ottawa Senators (1993-98) and the Nashville Predators (1998-2006). The Saint Paul, Minn., native is actively involved with USA Hockey and is a member of its National Team Advisory Board. He was a member of the 2017 and 2018 United States Men's National Team Advisory Group that selected the International Ice Hockey Federation Men's World Championship teams and served as associate general manager for the 2014 Winter Olympic Games.

Shero collected 135 points (58-77=135) and 136 penalty minutes (PIM) in 125 games during four seasons at St. Lawrence University (1980-81, 1982-85). He led the Saints in scoring in 1982-83 and 1983-84 and served as team captain in 1984-85. Shero was selected by Los Angeles in the 11th round (216th overall) of the 1982 NHL Draft. He spent seven seasons as a player agent before joining the Ottawa Senators hockey operations department in 1993.

He and his wife, Karen, have two sons, Chris and Kyle.



# HOCKEY OPERATIONS

## MIKE MODANO

### HOCKEY OPERATIONS ADVISOR


Mike Modano is in his fifth season with the Minnesota Wild and first as Hockey Operations Advisor. He previously served as Executive Advisor for four seasons (2019-23). In his current role, Modano works directly with General Manager and President of Hockey Operations Bill Guerin on a number of initiatives relating to the team's hockey operation.

Modano tallied 1,374 points (561-813=1,374) in 1,499 career NHL games during 21 seasons with the Minnesota North Stars, Dallas Stars and Detroit Red Wings (1988-2011). The former first overall pick in the 1988 NHL Draft by the North Stars ranks first in NHL history in goals scored and points by an American-born player. Modano was a member of the Dallas Stars team that won the 1999 Stanley Cup and had his sweater No. 9 retired by the Stars organization on March 8, 2014. The seven-time NHL All-Star was inducted into the Hockey Hall of Fame in 2014 and the United States Hockey Hall of Fame in 2012.

The native of Livonia, Mich., represented the United States at 11 international tournaments including the 1998, 2002 (silver medal) and 2006 Olympic Games, the 1996 World Cup of Hockey (gold medal) and served as team captain of Team USA at the 2005 IIHF World Championship.

Modano previously served as an Executive Advisor and Alternate Governor with the Dallas Stars for two seasons (2013-15).

He and his wife, Allison, have three daughters, Kate, Reese and Quinn, and two sons, Jack and Luca.



## BRAD BOMBARDIR

### DIRECTOR OF PLAYER DEVELOPMENT

Brad Bombardir is in his 14th season as the Minnesota Wild's Director of Player Development. Bombardir is responsible for evaluating prospects in the Wild organization and implementing programs to help continue their development including the team's annual summer development camp. He also serves on the board for the Minnesota Wild Foundation.

Bombardir was acquired by Minnesota in a trade with the New Jersey Devils in June of 2000.

The Powell River, B.C., native was a member of the franchise's inaugural team and played a total of 212 games in a Wild sweater. During his run in Minnesota, he was named the monthly captain a franchise-record seven times. Bombardir also played an active role in all of the team's community relations affairs, making appearances at schools and hospitals, along with participating in the organization's charitable activities.

Originally drafted by the Devils in the third round of the 1990 NHL Draft, he recorded 54 points (8-46=54) in 356 games during seven years in the NHL with New Jersey, Minnesota and Nashville. He made his NHL debut with the Devils during the 1997-98 campaign and captured a Stanley Cup Championship in his third season with New Jersey in 2000. Bombardir played four years at the University of North Dakota (1990-94) and spent three seasons (1994-97) with Albany of the American Hockey League, and helped the River Rats win the 1995 Calder Cup.

He and his wife, Heather, live in Woodbury. The couple has a son, Jaxon, and two daughters, Ellyse and Avery.





# HOCKEY OPERATIONS



## MATT HENDRICKS

### ASSISTANT DIRECTOR OF PLAYER DEVELOPMENT

Matt Hendricks is in his fifth season as the Wild's Assistant Director of Player Development. In his role, he works directly with Brad Bombardir, and assists in evaluating prospects in the Wild organization and implementing programs to help continue their development, including the team's annual summer development camp.

The forward recorded 116 points (54-62=116), 722 penalty minutes and 1,398 hits in 607 career NHL games with the Colorado Avalanche (2008-10), Washington Capitals (2010-13), Nashville Predators (2013-14), Edmonton Oilers (2013-17), Winnipeg Jets (2017-19) and the Minnesota Wild (2018-19). He has also played in 39 career Stanley Cup Playoff games with Colorado (2009-10), Washington (2010-13) and Winnipeg (2017-18).

Hendricks collected 112 points (54-58=112) and 193 penalty minutes in 152 games during four seasons at St. Cloud State University (2000-04), and served as captain his senior season. The native of Blaine, Minn., also registered 155 career points (68-87=155) and 393 penalty minutes in 247 American Hockey League (AHL) games in parts of six seasons (2003-09) before making his NHL debut with the Avalanche on March 10, 2009. Nashville selected Hendricks in the fifth round (131st overall) of the 2000 NHL Draft.

He and his wife, Kim, reside with their twins, Lennon and Gunnar, in Deephaven, Minnesota.



## CODY McLEOD

### PLAYER DEVELOPMENT COACH

Cody McLeod is in his second season as the Wild's Player Development Coach. He joined Minnesota after playing 17 years of professional hockey.

He served as Iowa Wild team captain in 2021-22 and recorded eight points (4-4=8) and ranked T-2nd in the AHL with 141 penalty minutes (PIM). The undrafted forward collected 127 points (72-55=127), 1,630 PIM and 1,914 hits in 776 games during 12 seasons in the NHL with Colorado (2007-17), Nashville (2017-18, 2019) and the New York Rangers (2018-19). McLeod was an alternate captain for Colorado for five seasons (2011-16). The native of Binscarth, Manitoba, added four points (3-1=4) in 38 career Stanley Cup Playoff games.

McLeod recorded 60 points (31-29=60) and 643 PIM in 243 career games in the American Hockey League (AHL) with Lowell (2005-06), Albany (2006-07), Lake Erie (2007-08) and the Iowa Wild (2019-22). McLeod also played in 16 games with the San Diego Gulls in the ECHL (2005-06), one game with the Adirondack Frostbite in the UHL (2004-05) and four seasons with the Portland Winterhawks in the Western Hockey League (2001-05).

He and his wife, Jessica, have two daughters, Peyton and Emma.



# HOCKEY OPERATIONS

## ANDREW HEYDT

### DIRECTOR OF TEAM OPERATIONS AND ALUMNI RELATIONS

Andrew Heydt is in his ninth full season with the Minnesota Wild, seventh as Director of Team Operations, and second managing the Wild Alumni group. In this role, he oversees all aspects of team travel and logistics. Heydt joined the Wild as Team Operations Manager after being named to the position in January of 2015 in which he also managed internal player relations for Minnesota for five seasons (2015-19).

Before joining the Wild, Heydt spent five years working in Major League Baseball (2010-15) including two seasons as Coordinator, Player Relations and Media Service with the Minnesota Twins (2013-14), two seasons as Communications Coordinator for the Tampa Bay Rays (2011-12) and served as a Baseball Communications intern with the Twins in 2010. He also served as a part-time intern with the National Football League's Minnesota Vikings public relations department during the 2009 season.

During Heydt's tenure in the industry, he has successfully assisted in the execution of several marquee events including the opening of the Twins' Target Field in 2010, the 2014 MLB All-Star Game at Target Field, the 2016 NHL Coors Light Stadium Series Game at TCF Bank Stadium, the opening of the Wild's practice facility at TRIA Rink in Saint Paul in 2018, the 2019-20 NHL Return To Play in Edmonton, the 2022 Discover NHL Winter Classic at Target Field, the 2023 Crazy Game of Hockey weekend and multiple MLB and NHL postseason runs. He also acted as the Wild's Club Compliance Officer navigating through the pandemic throughout the 2020 NHL season.

A native of Hayfield, Minn., Heydt graduated from Minnesota State, Mankato where he majored in Communications and served as a communications intern for Mavericks athletics working with their Division-I hockey program.

Andrew and his wife, Jill, have two sons, Beckham and Cooper. The family resides in Eagan.



## TAYLOR CASHMAN

### MANAGER OF HOCKEY ADMINISTRATION

Taylor Cashman is in her third season as Manager of Hockey Administration for the Minnesota Wild. In her role, Cashman's main responsibilities include player and staff immigration, player family relations and onboarding for the team's front office staff and players. She also handles all logistics for scouting-related events such as the NHL Draft, Wild Development Camp, Rookie Camp and all on-site and off-site scouting meetings and tournaments.

Cashman originally joined the Wild organization as an Account Executive for the Saint Paul RiverCentre from 2020-21. She served as a Corporate Partnerships Intern with Twin Cities in Motion in 2019. Cashman graduated from the University of Minnesota with a bachelor's degree Kinesiology with a minor in Leadership in the spring of 2019.

Cashman is a native of South Saint Paul, Minn. She currently resides in the Saint Paul area with her dog, Izzy.





# HOCKEY OPERATIONS



## JUDD BRACKETT DIRECTOR OF AMATEUR SCOUTING

Judd Brackett is in his fourth season with the Minnesota Wild as Director of Amateur Scouting after being named to the position on July 9, 2020.

Brackett oversees the Wild's amateur scouting staff and is responsible for running the NHL Draft for the organization. He joined Minnesota after spending the previous 12 seasons with the Vancouver Canucks. The native of Cape Cod, Mass., served as an Amateur Scout for the Canucks for seven seasons before he was named Director of Amateur Scouting on August 4, 2015.

Prior to joining Vancouver, he served as Head Scout and Vice President of Player Personnel for the Indiana Ice of the United States Hockey League (USHL), helping the Ice win two Clark Cups.

Brackett began his scouting career in the Quebec Major Junior Hockey League (QMJHL) with the Gatineau Olympiques during the 2005-06 season. His tenure with Gatineau included winning the President's Cup in 2008.

The former goaltender played one season at Northeastern University (1996-97) and three seasons at Connecticut College (1997-2000). He was selected to the Hockey East All-Academic Team in 1997 and was named a two-time recipient of the Duncan Dayton Award at Connecticut College. Brackett also played one season professionally for CG Puigcerda in the Liga Nacional.

He and his wife, Lucie, have a daughter, Siena, and three sons, Pierce, Deacon and Rhett.



## CHRIS KELLEHER DIRECTOR OF PLAYER PERSONNEL

Chris Kelleher is in his 17th season with the Minnesota Wild and second as Director of Player Personnel. He most recently served as the Wild's Director of Professional Scouting for three seasons (2019-22). Kelleher joined the organization as a part time professional scout in 2008-09 and was promoted to a full-time professional scout for the 2009-10 season.

He was selected by the Pittsburgh Penguins in the fifth round (130th overall) of 1993 NHL Draft and played nine seasons of professional hockey. Kelleher appeared in one NHL game with the Boston Bruins on March 16, 2002 vs. Detroit. The defenseman collected 139 points

(27-112=139) and 258 penalty minutes (PIM) in seven seasons in the American Hockey League (AHL) with the Syracuse Crunch (1998-99), Wilkes-Barre/Scranton Penguins (1999-2001,

2004-06) and the Providence Bruins (2001-03). He played one season in Germany with the Krefeld Penguins (2003-04) and one season in Sweden with Linköping HC (2006-07). Kelleher played four seasons (1994-98) at Boston University and served as captain his senior season and represented the United States at the 1995 IIHF World Junior Championship.

He has four children, Emma, Jake, Lily and Anna. The family resides in Pittston, Pennsylvania.



# HOCKEY OPERATIONS

## RICARD PERSSON

### DIRECTOR OF EUROPEAN SCOUTING

Ricard Persson is in his 14th season with the Minnesota Wild and sixth as Director of European Scouting. He was named an amateur scout by the organization on July 13, 2010, and promoted to Director of European Scouting prior to the start of the 2018-19 season.

Persson joined the Wild as a scout after completing a long and successful playing career in North America, Europe and Asia. The defenseman was drafted by the New Jersey Devils in the second round (No. 23) of the 1987 NHL Draft and collected 54 points (10-44=54) and 262 penalty minutes (PIM) in 229 career games with New Jersey, St. Louis and Ottawa from 1995-2002. The native of Ostersund, Sweden, also played professionally in Sweden for Leksands and Malmo (1988-95), in Germany with Berlin (2002-05); in Austria with Klagenfurt (2005-07), in Japan with Oji (2007-09) and finished his playing career in Italy with Cortina (2009-10). Persson played for Sweden at the 1988 and 1989 IIHF World Junior Championships. He ranked T-1st in tournament scoring amongst defensemen and was named the top defenseman at the 1989 tournament helping Sweden earn a silver medal. Persson also played for Sweden at the 2000 IIHF World Championship.

He and his wife, Katarina, have three children, Philip, Hannah and Samuel. The family resides in Malmo, Sweden.



## DANNY KAPLAN

### HOCKEY OPERATIONS ANALYST

Danny Kaplan is in his first season as Hockey Operations Analyst for the Minnesota Wild. He is responsible for assisting with amateur scouting and player development operations.

Kaplan joined the Wild organization after spending two seasons (2021-23) as a Video Analyst, Hockey Operations (Player Development) for the Toronto Maple Leafs. He also served as an Analyst, Hockey Analytics for the New Jersey Devils for two seasons (2019-21) and as a Hockey Operations Intern with the Tampa Bay Lightning for four seasons (2015-19). Kaplan graduated from Northeastern University in 2019 with a bachelor's degree in Business Administration with a Concentration in Management and is currently working towards a master's degree in Professional Studies in Analytics with a Concentration in Statistical Modeling.

A native of Montville, New Jersey, Kaplan currently resides in New Rochelle, New York.





# HOCKEY OPERATIONS

## PROFESSIONAL SCOUTS



David MacLean



Mark Mowers



Richard Park

## EUROPEAN SCOUTS



Ladislav Benysek



Ivan Nepriaev

## AMATEUR SCOUTS




Patrick Baum



Justin Berry



David Chiarelli



Eric Godard



Christopher Hamel



Brian Hunter



Dan Palango



J.P. Perpich



Charlie Thelin



# COACHING STAFF AND LOCKER ROOM MANAGEMENT 2023-2024





# COACHING STAFF



## DEAN EVASON HEAD COACH

Dean Evason is in his fourth season as Head Coach for the Minnesota Wild. He was named interim head coach on Feb. 14, 2020, and full-time head coach on July 13, 2020. He finished fourth in voting for the 2021-22 Jack Adams Award and was named a finalist for the award following the 2020-21 season. Evason is in his fifth season with Minnesota after being named an Assistant Coach on June 6, 2018.

He joined the Wild after spending six seasons (2012-18) as head coach of the Milwaukee Admirals in the American Hockey League (AHL), leading the team to a record of 242-161-53 (.588). Prior to serving as the Admirals head coach, he spent seven seasons as an assistant coach with the Washington Capitals (2005-12). During Evason's tenure with Washington, the Capitals went 294-206-74 (.576) and claimed four straight Southeast Division titles, advanced to the Stanley Cup Playoffs in each of his last five seasons (2008-12) and won the 2010 Presidents' Trophy.

Prior to joining the Capitals, the Flin Flon, Man., native spent six seasons as a head coach in the Western Hockey League (WHL). He served as co-coach of the Calgary Hitmen in 2004-05, head coach of the Vancouver Giants for two seasons (2002-04) and head coach of the Kamloops Blazers for three seasons (1999-02).

Evason totaled 372 points (139-233=372) and 1,002 penalty minutes (PIM) in 803 career NHL games during 13 seasons (1983-96) as a center with the Capitals, Hartford Whalers, San Jose Sharks, Dallas Stars and Calgary Flames. He added 29 points (9-20=29) and 132 PIM in 55 Stanley Cup Playoff contests. He was originally selected by Washington in the fifth round (89th overall) of the 1982 NHL Draft.

An honored member of the Manitoba Hockey Hall of Fame, Evason served as a player/coach for Team Canada during the 1996-97 season, captaining the team to a gold medal at the 1997 World Championship. He retired as a player following two seasons as a player/coach with Landshut in the German League (1997-99).

Evason has three children, Bryce, Brianne and Brooke, and is married to Geneviève.

### EVASON'S HEAD COACHING CAREER

YEAR	TEAM (LEAGUE)	REGULAR SEASON						PLAYOFFS			
		G	W	L	OT	PTS	PCT	G	W	L	PCT
2012-13	Milwaukee (AHL)	76	41	28	7	89	0.59	4	1	3	0.25
2013-14	Milwaukee (AHL)	76	39	24	13	91	0.60	3	0	3	0.00
2014-15	Milwaukee (AHL)	76	33	28	15	81	0.53	-	-	-	-
2015-16	Milwaukee (AHL)	76	48	23	5	101	0.66	3	0	3	0.00
2016-17	Milwaukee (AHL)	76	43	26	7	93	0.61	3	0	3	0.00
2017-18	Milwaukee (AHL)	76	38	32	6	82	0.54	-	-	-	-
2019-20	MINNESOTA (NHL)	12	8	4	0	16	0.67	4	1	3	0.25
2020-21	MINNESOTA (NHL)	56	35	16	5	75	0.67	7	3	4	0.43
2021-22	MINNESOTA (NHL)	82	53	22	7	113	0.69	6	2	4	0.33
2022-23	MINNESOTA (NHL)	82	46	25	11	103	0.63	6	2	4	0.33
Head Coach Totals (NHL)		232	142	67	23	307	0.66	23	8	15	0.35
Head Coach Totals (AHL)		456	242	161	53	537	0.59	13	1	12	0.08

# COACHING STAFF



## BOB WOODS ASSISTANT COACH

Bob Woods is in his seventh season as an Assistant Coach with the Minnesota Wild after being named to the position on June 24, 2017.

Prior to joining the Wild, he served as an assistant coach for the Buffalo Sabres during the 2016-17 season and spent two seasons (2014-16) as general manager and head coach of the Saskatoon Blades in the Western Hockey League (WHL).

Woods also served as an assistant coach with the Anaheim Ducks (2012-14) and Washington Capitals (2009-12) in the NHL, and with the Hershey Bears in the American Hockey League (AHL) from 2005-07. Woods became the Head Coach of the Bears 15 games into the 2007-08 season and helped Hershey win the AHL's Calder Cup championship in 2006 and 2009.

A former defenseman, Woods played professional hockey for 13 seasons (1988-2001), including stops in the IHL, ECHL and AHL. He won a Calder Cup while playing with Hershey in 1997, and won the ECHL's Kelly Cup with the Mississippi Sea Wolves in 1999. Woods was inducted into the Saskatchewan Junior Hockey Hall of Fame in 2019, the ECHL Hall of Fame in 2012 and was originally selected by New Jersey in the 10th round (201st overall) of the 1988 NHL Draft.

He and his wife, Mary Sue, have two sons, Brendan and Colin.



## DARBY HENDRICKSON ASSISTANT COACH

Darby Hendrickson is in his 14th season as an Assistant Coach with the Minnesota Wild.

Hendrickson was an original member of the Wild and one of the most popular players in team history, playing four seasons (2000-04) and scoring the team's first goal at Xcel Energy Center on Oct. 11, 2000 vs. Philadelphia. The Richfield, Minn., native posted 60 points (29-31=60) in 182 regular season games with the Wild. He appeared in 17 playoff matches with Minnesota in 2003 and recorded five points (2-3=5) including the game-winning goal in Game 7 of the Western Conference Semifinal at Vancouver on May 8, 2003. Hendrickson also skated with Toronto, the New York Islanders, Vancouver and Colorado, posting 129 points (65-64=129) and 370 PIM in 518 games in parts of 10 NHL seasons.

He played for the University of Minnesota for two seasons (1991-93) after earning the 1991 Minnesota Mr. Hockey Award while playing for Richfield High School and was a member of the 1994 United States Olympic Team. Prior to joining the Wild, Hendrickson served as a studio analyst for FOX Sports North and an analyst for KSTC-TV, Channel 45's coverage of the state high school hockey tournament, as well as a National Hockey League Players' Association (NHLPA) Northwest Division Representative.

He and his wife, Dana, are the parents of four children: Mason, Addison, Beckett and Rennick.





# COACHING STAFF

# EQUIPMENT & TRAINING TEAM



## JASON KING ASSISTANT COACH

Jason King was named an Assistant Coach for the Minnesota Wild on July 1, 2023. He joined the Wild after spending the previous three seasons (2020-23) as an Assistant Coach with the Vancouver Canucks.

Before joining the Canucks coaching staff, the Corner Brook, Newfoundland, native spent five seasons (2016-20) as an assistant coach with their American Hockey League (AHL) affiliate, the Utica Comets, and spent three seasons (2013-15) with the St. John's IceCaps (AHL), two as an assistant coach and one as the Director of Hockey Operations. In his first season as an assistant coach with the IceCaps, King helped the team advance to their first-ever Calder Cup Final and a franchise record 99 points.

A former left-shot forward, King was drafted by Vancouver in the seventh round (212th overall) in the 2001 NHL Draft and played professional hockey for 11 seasons (2002-2013), including stops in the NHL, AHL, SEL (Sweden) and DEL (Germany). He appeared in 59 games over a span of three seasons in the NHL with the Vancouver Canucks and Anaheim Ducks, recording 23 points (12-11=23) and eight penalty minutes (PIM). In five seasons in the AHL, he registered 190 points (97-93=190) and 138 PIM in 239 games with the Manitoba Moose, Portland Pirates and IceCaps. King was named the IceCaps Community Man of the Year award for his off-the-ice efforts in 2011-12.

He and his wife, Jenn, have two sons, Kaden and Kaiser.



## FREDERIC CHABOT GOALTENDING COACH


Frederic Chabot was named Goaltending Coach for the Minnesota Wild on August 26, 2020. He spent the previous five seasons (2015-20) as the Wild's Goaltending Development Coach working with goalie prospects throughout the organization, including goaltenders playing for the Iowa Wild in the American Hockey League (AHL), as well as Minnesota draft picks.

The former NHL netminder joined the Wild after serving as the Goaltending Coach for the Edmonton Oilers for five seasons (2009-14). Prior to working for the Oilers, he served as a Goaltending Consultant with Hockey Canada and its National Junior Team, helping Canada win a gold medal at the 2009 World Junior Championship. Chabot was also an instructor at Hockey Canada's Program of Excellence Goaltending Camp for three years (2007-09). The native of Hebertville-Station, Que., worked as a Goaltending Consultant with Berlin (DEL) in 2008-09, capturing the league championship with the Ice Bears. Chabot also worked with AIK Stockholm (SWE-2) from 2007-09, overseeing goaltending for the entire organization.

Chabot played 17 seasons of professional hockey (1989-2006) and appeared in a total of 32 NHL contests with the Montreal Canadiens, Los Angeles Kings and Philadelphia Flyers. He spent a majority of his career in the International Hockey League (IHL) and was named the IHL's Most Valuable Player and Top Goaltender in 1999-2000 after going 36-19-7 with a 2.13 GAA and a .920 SV% in 62 games with the Houston Aeros. Chabot was also named best goaltender in the AHL (Baz Bastien Award) in 1993-94, MVP of the IHL in 1996-97 and best goaltender in the German League in 2002-03. He also backstopped the Vienna Capitals to the regular season and playoff championship in the Austrian League in 2004-05. He was originally drafted by the New Jersey Devils in the 10th round (192nd overall) of the 1986 NHL Draft.

He and his wife, Suzanne, have a son, Gabriel, and reside in Quebec City.

## TONY DaCOSTA HEAD EQUIPMENT MANAGER



Tony DaCosta is in his 24th season as Head Equipment Manager for the Minnesota Wild. He oversees all of the club's equipment needs along with running the team's home dressing room at Xcel Energy Center.

Prior to joining the Wild, the Winnipeg, Man., native was part of the Winnipeg Jets organization for more than 19 years. At the age of 13, DaCosta started working for the Winnipeg Jets as a dressing room attendant and equipment manager for NHL teams visiting the Winnipeg Arena. He was then promoted to Assistant Equipment Manager. During that time, DaCosta gained invaluable knowledge and experience that helped him in his role as one of the Coyotes Equipment Managers, a position he held when the Jets moved to Phoenix in 1996.

He also served as Equipment Manager for the NHL All-Star Games in 2004 (Saint Paul) and 1998 (Vancouver) and held the same position with Team Canada at the 2009 World Championship in Switzerland and the 2001 World Championship in Germany.

He and his wife, June, have two daughters, Summer and Rylee.

## JOHN WORLEY HEAD ATHLETIC TRAINER



John Worley is in his 15th season as an Athletic Trainer for the Minnesota Wild. His responsibilities include managing player rehabilitation and the day-to-day medical needs of Wild players. Prior to joining the Wild, Worley served as Manager of Sports Medicine Services at the Rothman Institute Orthopedics in Philadelphia, Pa., for five years.

Worley previously spent 16 years with the Philadelphia Flyers, including 10 seasons as Head Athletic Trainer. A native of Ridley Park, Pa., he graduated with a B.S. in Health and Physical Education with certification in Athletic Training from West Chester University in 1980.

Worley is a Certified Athletic Trainer through the National Athletic Trainers Association and is licensed with the Minnesota Board of Medical Practice. He is a member of the Professional Hockey Athletic Trainers Society as well as a professional member of the American College of Sports Medicine.

He and his wife, Tracey, have two daughters, Taylor and Morgan, and a grandson, Kota John.



# EQUIPMENT TEAM

# TRAINING TEAM



## MATT BENZ

### ASSISTANT EQUIPMENT MANAGER

Matt Benz is in his 22nd season as Assistant Equipment Manager for the Minnesota Wild. His responsibilities include supporting Minnesota's equipment needs at home and on the road, taking care of the club's equipment needs for its annual summer development camp and prospects tournament.

Benz assisted multiple teams during the 2004 World Cup of Hockey in Saint Paul, working with Team Russia during their training camp and Team Finland and Slovakia for their games at Xcel Energy Center.

Benz joined the Wild as a game night dressing room attendant in 2000-01 following a career in Sales and Marketing. The Saint Paul native attended Hill-Murray School in Maplewood and graduated from the University of St. Thomas.

He and his wife, Emily, have two daughters, Elena and Lily.



## CLIFF HALSTEAD

### ASSISTANT EQUIPMENT MANAGER

Cliff Halstead is in his third season as Assistant Equipment Manager for the Minnesota Wild. He is responsible for assisting Minnesota's equipment needs both at home and on the road, as well as locker room set-up, equipment repair and inventory maintenance.

Halstead joins the Wild after spending the last 18 seasons with the Colorado Avalanche serving in a variety of roles with the equipment department.

Halstead was born in Casper, Wyo. and raised in Aurora, Colo. He lives in St. Paul and enjoys golfing, traveling and spending time with his family, friends and mixed breed dog, Walter.



## TRAVIS GREEN

### ASSISTANT ATHLETIC TRAINER & MASSAGE THERAPIST

Travis Green is in his 17th year with the Minnesota Wild as an Assistant Athletic Trainer and Massage Therapist. In this role Green helps to manage player rehabilitation and the day-to-day medical needs/coverage for Wild players. In addition, his responsibilities include providing manual therapies to players and staff in order to prevent injuries from occurring as well as assisting in the healing process. Prior to joining the Minnesota Wild in a full-time role, Green served as a part-time assistant athletic trainer/massage therapist during the 2007-08 season.

In 2011, Green worked with USA Hockey in a supporting role as a massage therapist and athletic trainer. He served as the Massage Therapist for the IIHF Women's World Championship in Zurich, Switzerland, where the U.S. won a third consecutive championship. Since that time he has served as the Athletic Trainer/Massage Therapist for several camps, international tournaments, and games.

Green is a Minnesota native and 1997 graduate of Bethel University with a B.A. in Athletic Training as well as a double minor in Health and Physical Education. He is a Certified Athletic Trainer through the National Athletic Trainers Association and is registered with the Minnesota Board of Medical Practice. He is also a member of the Professional Hockey Athletic Trainers Society. In 2005, Green completed his therapeutic bodywork/massage therapy degree from CenterPoint Massage School in Minneapolis. He is a Level 1 Certified Fascial Stretch Therapist (CFST), completed CranioSacral Therapy (level 1) through the Upledger Institute, and was a Certified Strength and Conditioning Specialist through the National Strength and Conditioning Association over a span of 10 years.

Green resides in Saint Paul and has two daughters, Sidney and Lauren, and a son, Ryan.

## PHILIP E. WATSON

### ASSISTANT ATHLETIC TRAINER

Philip E. Watson is in his fifth season as Assistant Athletic Trainer for the Minnesota Wild. He is responsible for helping manage player rehabilitation, injury prevention and the day-to-day medical needs of Wild players, staff, and coaches. Prior to joining the Wild, he spent two years as a Surgical Athletic Trainer and Orthopaedic Technologist with an orthopaedic surgeon in Philadelphia while also working with the NBA officials at all Philadelphia 76ers home games.

Most notably, Watson spent five seasons (2013-17) with the New York Islanders as an Assistant Athletic Trainer. He joined the Islanders staff after spending 2012 with Major League Soccer's (MLS) Columbus Crew as an Assistant Athletic Trainer. Watson also served as the Athletic Trainer for a 2017 U-18 Women's National U.S. Soccer Team Training Camp.

The Grand Rapids, Minn., native graduated from Bethel University in 2009 with a B.A. in Athletic Training and received a M.S. in Exercise Science from the University of Maine in 2011. He began his career by returning to his alma mater in 2011 as an Assistant Athletic Trainer for the Bethel Men's Ice Hockey and Men's Soccer teams.

In addition to being a Certified Athletic Trainer with the National Athletic Trainers' Association, Watson holds numerous additional certifications, including Basic Life Support for Healthcare Providers and Professional Rescuers, dry needling, bloodflow restriction therapy, and Sound Assisted Soft Tissue Mobilization (SASTM). He is also a Certified Orthopaedic Technologist and is a published author in the Journal of Comparative Exercise Physiology.

He and his wife, Maura, have a daughter, Mia, and reside in Arden Hills.





# TRAINING TEAM



## MATT HARDER STRENGTH AND CONDITIONING COACH

Matt Harder is in his second season as Strength and Conditioning Coach for the Minnesota Wild. He joined Minnesota after serving as the Strength and Conditioning coach for the Iowa Wild in 2021-22. The International Falls, Minn., native served as the Assistant Strength and Conditioning Coach/Assistant Athletic Trainer with the Arizona Coyotes in 2020-21. Before joining the Coyotes, he was the Head Strength and Conditioning Coach and Assistant Athletic Trainer for the Tucson Roadrunners in the American Hockey League (AHL) for four seasons (2016-20). Harder also served as Head Athletic Trainer and Strength and Conditioning Coach for the Manchester Monarchs in the ECHL in 2015-16.

He attended the University of North Dakota and graduated with a bachelor's in Athletic Training and Exercise Science in 2013 and a master's in Kinesiology in 2015. Harder is a certified athletic

trainer and a certified strength and conditioning specialist.

He and his wife, Brittany, have a son, Niall, and a daughter, Anna.



## TREY SAARI ASSISTANT STRENGTH AND CONDITIONING COACH

Trey Saari is in his fourth season as an Assistant Strength and Conditioning Coach for the Minnesota Wild. He spent the previous three seasons as a Strength and Conditioning intern with the organization. Prior to joining the Wild, Saari spent one season as a Graduate Assistant Strength and Conditioning Coach for the men's hockey team at Michigan Technological University. Saari earned a Master's degree in Kinesiology and Health from Miami University, while also serving as an Interim Strength and Conditioning Coach for the men's golf team. He earned a Bachelor's degree in Exercise Science from Michigan Technological University and served as an intern for the men's hockey team.

Saari and his wife, Ariana, live in Eagan with their daughter, Ella, and their two cats, Edward and Leo.

# COACHING STAFF



## JONAS PLUMB VIDEO COACH

Jonas Plumb is in his 13th season as Video Coach for the Minnesota Wild. He is in charge of organizing the team's video requirements during the season.

Prior to joining the Wild, Plumb worked for Hockey Canada in 2010-11, preparing video for various men's and women's tournaments. Plumb worked for the Swedish men's hockey team at the 2010 Winter Olympics and the National Hockey League's (NHL) Washington Capitals during the 2008-09 season. He has also spent time with the Western Hockey League's (WHL) Vancouver Giants, where he helped the team win the 2007 Memorial Cup and the 2006 WHL Championship. He and his wife, Kristen, live in Wayzata.



## TJ JINDRA VIDEO COACH

T.J. Jindra is in his fourth season with the Minnesota Wild as a Video Coach and fifth with the organization after being hired as a Video Scouting Coordinator prior to the 2019-20 season. His responsibilities include collaborating with the Wild's coaching staff to organize and create daily practice plans and presentations, assisting with on-ice practices, pre-game skates and small group skates, and conducting pre-game and post-game video breakdowns of faceoffs for the team's centers. He also works alongside Jonas Plumb with the video replay system during all games and on various video projects throughout the season.

Jindra brings extensive hockey knowledge to the Wild having served on several coaching staffs throughout a variety of hockey levels. He was an Assistant Coach at the Prep High School level with Shattuck St. Mary's, a Volunteer Assistant Coach at the collegiate level with the University of Notre Dame (his alma mater), an Assistant Coach with the University of Alaska Anchorage and an Associate Head Coach with the University of St. Thomas. He also served as an Associate Head Coach and Assistant GM in the United States Hockey League (USHL) with the Madison Capitols and was the Director of Hockey Operations for St. Cloud State University before joining the Minnesota Wild organization.

He grew up in Faribault and currently resides in Minneapolis.



## ANDY NESS SKATING AND SKILLS COACH

Andy Ness is in his 10th season as Skills and Skating Coach for the Minnesota Wild. In his role, Ness focuses on off-season development for current Minnesota Wild and Iowa Wild players and assists in rehab skating for injured players throughout the season.

Ness also owns and operates Pro Edge Power, a skating company located in the Twin Cities, and has served as a consultant for numerous teams and players throughout his career. He served as an Assistant Skating Coach with the New Jersey Devils in from 2008-12, helping the team reach the 2012 Stanley Cup Final. He also worked as Assistant Skating Coach for the University of Minnesota Men's and Women's Hockey programs from 2009-11 and with the USA Women's Olympic Hockey team in 2010.

A native of Saint Paul, Ness played collegiate hockey at Augsburg College from 1998-2001 and graduated with a degree in education in 2001.

He and his wife, Katie, have two daughters, Elaina and Olivia, and a son, Johnny. The family resides in Shakopee.





# MEDICAL TEAM



## **SHELDON BURNS** **MEDICAL DIRECTOR**

Dr. Sheldon Burns is in his 22nd year as Medical Director for the Minnesota Wild. His duties with the Wild include serving as Head Team Physician, coordinating medical care for players and staff and organizing the club's medical staff. Dr. Burns is a board-certified specialist in Family Practice, Emergency Medicine and Sports Medicine.

Dr. Burns has served in official capacities at seven Olympic Games, two World Championships and three Goodwill Games, including working with the 1980 and 1984 Olympic hockey teams and the 1982 and 1983 United States World Championship hockey teams. He was the Team Physician for the 2008 United States Olympic Team in Beijing, China, and served in the same capacity for the United States at the 2004 Olympic Games in Athens, Greece. In 2007, Dr. Burns served as the

Chief Medical Officer for the United States at the 24th International World University Games in Bangkok, Thailand, and was the Team Physician at the 2007 Tournament of Americas.

He also served as Deputy Commissioner of the International Olympic Committee's Medical Commission, which was responsible for all medical care at the Olympic Games in Atlanta, Sydney and Nagano. Dr. Burns is also the Medical Director of the NBA's Minnesota Timberwolves, the WNBA's Minnesota Lynx, and Team Physician for the NFL's Minnesota Vikings and the MLS's Minnesota United Loons. His practice is at Edina Family Physicians - Allina.

Dr. Burns has lectured on sports medicine in Europe, Asia and North America and has been recognized nationally and internationally for his work. He was awarded the NBA's Physician of the Year in 2005, named Minnesota's Family Physician of the Year in 2014 and named the NFL's Physician of the Year in 2019.

Born and raised in Grand Meadow, Minn., and a summer resident of Nisswa, Minn., he received his undergraduate degree from Hamline University in Saint Paul and earned his medical degree in 1974 from the University of Minnesota Medical School. Dr. Burns and Sharon live in Edina and have five children and nine grandchildren.



## **JOEL BOYD** **ORTHOPEDIC SURGEON**

Dr. Joel L. Boyd is in his 24th year with the Minnesota Wild as Orthopedic Surgeon. In addition to his role with the Wild, he also serves as a Physician at TRIA Orthopaedic Center in Bloomington and is the Head Team Physician for the University of Minnesota football team.

Dr. Boyd has also served as Team Physician for the NFL's Minnesota Vikings and is a United States Olympic Team Physician. He worked as an Olympic Team Physician for the United States men's and women's hockey teams in Nagano, Japan in 1998 and as a National Team Physician with USA Hockey at World Championships in Switzerland, Sweden and Germany. Dr. Boyd previously held the role of Co-Medical Director for the International Hockey League's (IHL) Minnesota Moose.

He completed his undergraduate work and received a Master of Science degree from Bucknell University and graduated from Temple University Medical School. Dr. Boyd completed his orthopedic training at the Cleveland Clinic Foundation and his fellowship training at the University of Western Ontario, Canada.

# MEDICAL TEAM



## **BRAD NELSON** **ORTHOPEDIC SURGEON**



Dr. Brad Nelson is in his 15th year with the Minnesota Wild as an Orthopedic Surgeon for the Wild, specializing in shoulder and knee surgery. In addition to his duties with the Wild, he is the Medical Director for the University of Minnesota Athletic Department, is a Professor of Orthopedic Surgery at the University of Minnesota, and also works at TRIA Orthopaedic Center in Bloomington. Dr. Nelson has worked as the Team Physician for multiple USA Hockey teams and tournaments, including the U.S. National Team Development Program and the Under-18 World Championship camp. Over the past 14 years, he has also worked as the Team Physician for numerous sports teams at the University of Minnesota, including the men's and women's ice hockey programs.

Raised in Little Falls, Minn., Dr. Nelson graduated from the University of Minnesota Medical School and spent his residency at the University of Colorado. He went to the United States Military Academy for the West Point Sports Medicine Fellowship, where he was an Orthopedic Surgeon and Team Physician for the men's hockey, football, basketball and baseball teams.

Among other affiliations, Nelson is a member of the American Orthopedic Society for Sports Medicine and has written multiple research articles and book chapters.

## **GARY FETZER** **ORTHOPEDIC SURGEON**



Dr. Gary B. Fetzer is in his third year with the Minnesota Wild as an Orthopedic Surgeon for the Wild. Dr. Fetzer practices at the TRIA Orthopaedic Center in Bloomington, Minn., and has a faculty appointment with the University of Minnesota Department of Orthopaedic Surgery. In addition to his role with the Wild, he is also an assistant team physician for Minnesota Twins baseball club and team physician at Gustavus Adolphus College in Saint Peter, Minn. Dr. Fetzer is the Program Director for the TRIA/University of Minnesota Orthopaedic Surgery Sports Medicine Fellowship Program, a position he has held since 2011. He has also previously served as a team physician for the Minnesota Vikings.

Dr. Fetzer earned his undergraduate degree in biomedical engineering from the University of Iowa and completed his medical degree from the University of Iowa Carver School of Medicine. He completed his orthopaedic surgery residency training at Washington University in St. Louis and his fellowship training at the TRIA Orthopaedic Center in Bloomington.

Dr. Fetzer and his wife, Renee, have two boys, Brady and Nolan. The family lives in Bloomington.



# HOCKEY OPERATIONS & MEDICAL TEAM

## HOCKEY OPERATIONS



**Lance Vogt**  
Equipment Assistant



**Tony Martinez**  
Hockey Operations Assistant

## MEDICAL TEAM



**Dr. Stephen Meade**  
Team Physician



**Dr. David Hamler**  
Craniofacial Surgeon



**Dr. Sonia Mosch**  
Neuropsychologist



**Dr. Mike Pelke**  
Team Dentist



# THE PLAYERS

2023-2024



## 2022-23 HIGHLIGHTS

- Led NHL rookies in powerplay points (18) and ranked T-5th in assists.
- Ranked third in scoring among NHL rookie defensemen.
- Ranked fifth on team in assists.
- Set team record for most assists in a season by a rookie.
- Tallied second most points in a season by a Wild rookie defenseman (Filip Kuba 30).
- Tied career high with three pts (1-2=3) vs. TB (1/4). One of nine active defensemen to register multiple three-point games as a rookie.
- Recorded two points (1-1=2) vs. ANA (12/3).
- Skated career-high 24:40 at CHI (10/30).
- Tallied career-best, three-game assist/point streak (0-6=6, 10/15-10/20).
- Collected three assists vs. COL (10/17) to set a franchise record for most assists in a game by a rookie defenseman. Point total tied team record for rookie defenseman (Nick Seeler).
- Recorded multiple points in back-to-back games for first time in career (10/17-10/20).

## CAREER

- Recorded first career NHL assist and multi-point game with two points (1-1=2) at CHI (1/21/22).
- Tallied first career NHL goal vs. OTT (11/2/21, Gustavsson).
- Led Iowa Wild defensemen in scoring, assists and PPG (3) and ranked second in goals during 2021-22 season.
- Named to the 2020-21 AHL All-Rookie Team.
- Ranked third in scoring, T-4th in goals and T-6th in assists among AHL defensemen in 2020-21.
- Among AHL rookie defensemen, ranked second in scoring, third in assists and T-3rd in goals in 2020-21.
- Posted a seven-game point streak (4-5=9, 3/27-4/9/21).
- Made NHL debut at LA (2/16/21) and logged 19:41 of TOI.
- Named the 2019-20 WHL Eastern Conference Defenseman of the Year.
- Ranked T-5th in assists, T-6th in PPA (20) and T-7th in scoring among WHL defensemen in 2019-20 while also recording four PPG and two GWG.
- Recorded an 11-game point streak (3-16=19, 12/6-2/14/20).
- Notched season-high five assists vs. Regina (1/24/20).
- Tallied hat trick at Red Deer (11/23/19).
- Recorded nine points (1-8=9) in seven games to help Canada win the gold medal at the 2020 IIHF World Junior Championship.
- Ranked first in assists and second in scoring among tournament defensemen, while his point total ranked T-6th overall.
- Ranked second in power play assists (32), T-4th in assists and sixth in scoring among WHL defenseman in 2018-19.
- Ranked T-5th in scoring among WHL defensemen in the 2019 playoffs.
- Ranked T-1st in PPA (35), T-6th in assists and T-9th in scoring among WHL defensemen in 2017-18.
- Ranked T-2nd in scoring among WHL defensemen in the 2018 playoffs.
- Won a gold medal with Canada at the 2017 Ivan Hlinka Memorial Cup.
- Ranked second in scoring among rookie WHL defensemen in 2016-17.

## PLAYOFF HIGHLIGHTS

- Appeared in three games for Minnesota during 2021 postseason.
- Made Stanley Cup Playoff debut in Game 5 at VGK (5/24/21) and tallied an assist on the GWG.

## CAREER TRANSACTIONS

- Selected by Pittsburgh in the second round (53rd overall) of the 2018 NHL Draft; Acquired by Minnesota via trade on Feb. 10, 2020, with Alex Galchenyuk and a first-round pick in the 2021 NHL Draft (Carson Lambos) in exchange for Jason Zucker.
- Signed through 2023-24. Becomes a restricted free agent 2024-25.

## PERSONAL

- Enjoys playing golf and pickleball during the offseason.
- He is an avid watcher of UFC, tennis, golf and football.
- His favorite video games to play are Madden and PGA Tour.

### ADDISON VS. NHL

TEAM	GP	G	A	PTS	+/-	PIM	TEAM	GP	G	A	PTS	+/-	PIM	TEAM	GP	G	A	PTS	+/-	PIM
ANA	6	1	3	4	2	0	EDM	3	0	0	0	1	0	PIT	1	0	0	0	-1	0
ARI	4	0	3	3	-2	2	FLA	2	0	2	2	-2	0	SEA	2	0	0	0	0	2
BOS	3	0	0	0	-1	2	LA	3	0	1	1	-2	0	SJ	2	0	0	0	-1	4
BUF	3	0	2	2	-3	0	MIN	-	-	-	-	-	STL	4	0	0	0	-1	0	
CAR	2	0	0	0	-2	0	MTL	2	0	0	0	1	2	TB	2	1	2	3	1	0
CBJ	2	0	1	1	1	0	NJ	1	0	1	1	0	0	TOR	3	0	0	0	-1	0
CGY	2	0	0	0	-3	0	NSH	2	0	0	0	0	0	VAN	3	0	3	3	-1	0
CHI	5	1	2	3	2	2	NYI	2	0	0	0	0	0	VGK	1	0	0	0	-1	0
COL	3	0	3	3	-2	0	NYR	2	0	0	0	-3	0	WPG	2	1	1	2	2	2
DAL	3	0	1	1	-4	0	OTT	4	1	1	2	0	4	WSH	2	0	0	0	1	0
DET	2	0	0	0	-2	0	PHI	2	0	2	2	0	4							

### ADDISON'S CAREER STATISTICS

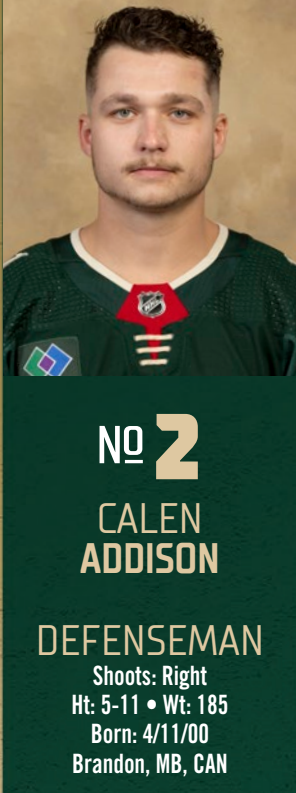
SEASON	TEAM	LEAGUE	GP	G	A	PTS	+/-	PIM	PP	SH	GW	S	S%	BS	H	TOI
2015-16	Lethbridge	WHL	4	0	0	0	3	2	-	-	-	-	-	-	-	-
2016-17	Lethbridge	WHL	63	9	24	33	6	52	-	-	-	-	-	-	-	-
2017-18	Lethbridge	WHL	68	11	54	65	-18	53	-	-	-	-	-	-	-	-
2018-19	Wilkes-Barre/Scranton	AHL	3	0	2	2	0	0	0	0	0	4	0.0	-	-	-
	Lethbridge	WHL	67	11	54	65	2	52	-	-	-	-	-	-	-	-
2019-20	Lethbridge	WHL	50	10	42	52	7	51	-	-	-	-	-	-	-	-
2020-21	MINNESOTA	NHL	3	0	0	0	0	0	0	0	0	4	0.0	1	2	18:31
	Iowa	AHL	31	6	16	22	7	33	1	0	1	78	7.7	-	-	-
2021-22	Iowa	AHL	43	7	27	34	-4	70	3	0	2	102	6.9	-	-	-
	MINNESOTA	NHL	15	2	2	4	-6	2	0	0	0	17	11.8	6	12	13:47
2022-23	MINNESOTA	NHL	62	3	26	29	-17	22	0	0	1	77	3.9	38	19	16:07
<b>WILD/NHL TOTALS</b>			<b>80</b>	<b>5</b>	<b>28</b>	<b>33</b>	<b>-21</b>	<b>24</b>	<b>0</b>	<b>0</b>	<b>1</b>	<b>98</b>	<b>5.1%</b>	<b>45</b>	<b>33</b>	<b>15:46</b>

### ADDISON'S CAREER PLAYOFF STATISTICS

SEASON	TEAM	LEAGUE	GP	G	A	PTS	+/-	PIM	PP	SH	GW	S	S%	BS	H	TOI
2015-16	Lethbridge	WHL	3	0	0	0	-	0	-	-	-	-	-	-	-	-
2016-17	Lethbridge	WHL	13	0	2	2	-	4	-	-	-	-	-	-	-	-
2017-18	Lethbridge	WHL	16	7	12	19	-	20	-	-	-	-	-	-	-	-
2018-19	Lethbridge	WHL	7	2	7	9	-	4	-	-	-	-	-	-	-	-
2020-21	MINNESOTA	NHL	3	0	1	1	-1	0	0	0	0	0	-	1	2	12:16
<b>WILD/NHL TOTALS</b>			<b>3</b>	<b>0</b>	<b>1</b>	<b>1</b>	<b>-1</b>	<b>0</b>	<b>0</b>	<b>0</b>	<b>0</b>	<b>0</b>	<b>-</b>	<b>1</b>	<b>2</b>	<b>12:16</b>

### ADDISON'S CAREER HIGHLIGHTS

- Goals, Game:** 1 – five times
- Assists, Game:** 3 – vs. COL, 10/17/22
- Points, Game:** 3 – two times
- PIM, Game:** 4 – at OTT, 10/27/22
- +/-, Game:** 2 – four times
- Shots, Game:** 5 – two times
- TOI, Game:** 24:40 – at CHI, 10/30/22
- Goal Streak:** None
- Assist Streak:** 3g – 4/15-4/20/22
- Point Streak:** 3g – 4/15-4/20/22
- Career Hat Tricks:** None
- Career Shootout:** 0-0



NO 2

CALEN  
ADDISON

DEFENSEMAN

Shoots: Right  
Ht: 5-11 • Wt: 185  
Born: 4/11/00  
Brandon, MB, CAN



CALEN  
ADDISON

NO 2







MATT BOLDY

NO 12



### 2022-23 HIGHLIGHTS

- Set career highs in points, goals, assists, games played, PPG, PPA, GWG, shots, hits, blocked shots and TOI/game.
- Ranked T-1st on team in multi-point and multi-goal games, second in goals and shots, third in scoring, GWG and PPP (26) and fourth in assists and PPG.
- Registered the most goals by a player age 22 or younger in a season in team history.
- Tallied 23 points (15-8=23) in last 19 games played.
- Tallied assist for 100th career point at PIT (4/6).
- Recorded natural hat trick vs. SEA (3/27). His three career hat tricks rank T-2nd in team history.
- Since 2000-01, only five NHL players posted more hat tricks before turning 22.
- Recorded career-best, three-game goal streak (3-2=5, 11/23-11/27 and 6-0=6, 3/19-3/23).
- Recorded seven-game point streak (8-4=12, 3/11-3/23).
- Tallied first career OT goal in 2-1 win at NJ (3/21).
- Notched second career hat trick vs. WSH (3/19) to become seventh player in team history to record multiple hat tricks.
- Skated career-high 25:10 in 100th NHL game vs. FLA (2/13).
- Signed seven-year extension (1/16).
- Tallied assist for 50th career point at ANA (11/9) to become second fastest player in Wild history to reach 50 career pts (Kaprizov 54 GP, Boldy 60 GP).
- Became third different player to record 50 points in a season before age 22 joining Marian Gaborik (67 in 2001-02 & 65 in 2002-03) and Pierre-Marc Bouchard (59 in 2005-06).
- Recorded 44 points in first 50 NHL games, the third most among active U.S.-born players in first 50 games (Boeser and Kane, 45 pts).
- Notched multi points in consecutive games for first time in career (2-2=4, 10/13, 10/15).

### CAREER

- Recorded three points (1-2=3) and 14 shots in five games for the United States at the 2022 IIHF World Championship.
- Finished eighth in voting for the 2022 Calder Memorial Trophy.
- Led NHL rookies in points/game (0.83), ranked fourth in plus/minus rating, fifth in shooting percentage, T-5th in PPG, T-7th in PPP (10), eighth in PPA (7), T-9th in assists, 10th in scoring and T-10th in goals in 2021-22.
- Ranked second in points, T-2nd in assists and T-3rd in goals all-time by a team rookie during 2021-22 season.
- Set franchise rookie record with 10-game point streak (3-9=12, 4/10-4/26/22) - longest point streak by NHL rookie in 2021-22.
- Notched career-high eight shots at NSH (4/24/22), tying the Wild rookie record.
- Tallied first career hat trick and franchise rookie record four points (3-1=4) vs. DET (2/14/22). Point total included 3 PPP (2-1=3) tying team rookie record.
- Collected 10 points (4-6=10) in first 10 games - most by a Wild rookie.
- Notched first career PPG and assist vs. MTL (1/24/22).
- Tallied GWG and first career NHL assist for first career multi-point game (1-1=2) vs. ANA (1/14/22).
- Ranked second in scoring, T-2nd in assists and T-3rd in goals among NHL rookies after making NHL debut (1/6/22).
- Recorded four shots and GWG in NHL debut at BOS (1/6/22, Swayman). Fourth player in Wild history to record GWG in debut and 10th player to score a goal.
- Recorded a point in 11 of 14 games played with the Iowa Wild in 2021-22, including seven multi-point games and two GWG in 2020-21.
- Ranked sixth in the AHL in points/game (1.29) among players that played at least 10 games in 2020-21.
- Led Boston College in scoring, goals, assists, PPP (9) and shots on goal (71) in 2020-21. Recorded eight multi-point games.
- Ranked T-1st in NCAA with three SHG and T-11th in scoring and assists in 2020-21.
- 2021 Hobey Baker Award Top Ten Finalist.
- Tallied seven points (5-2=7) in seven games to help United States win the gold medal at the 2021 IIHF World Junior Championship.

- Led tournament with three PPG. Ranked T-1st on team in goals, second in TOI/game (18:31) and T-4th in scoring.
- Ranked T-2nd among NCAA freshmen in shots on goal (101) in 2019-20.
- Tallied GWG in first collegiate game vs. Wisconsin (10/11/19).
- Ranked third in tournament scoring with 12 points (3-9=12) in seven contests as the United States earned a bronze medal at the 2019 IIHF Under-18 World Championship.
- Led United States National Under-18 Team in SHG (4), ranked second in PPG (10), third in goals and fourth in assists and scoring in 2018-19.
- Ranked second on Team USA in goals and scoring, T-2nd in GWG (2) and assists and third in PPG (4) and shots on goal (97) in 28 games in the USHL in 2018-19.
- Named Player of the Game at the 2018 USA Hockey All-American Prospects Game at Xcel Energy Center after tallying three points (2-1=3) for Team Langenbrunner (9/19/18).

### PLAYOFF HIGHLIGHTS

- Tallied first career playoff goal in Game 4 of 2022 First Round at STL (5/8/22, Binnington).
- Made Stanley Cup Playoff debut in Game 1 of 2022 First Round vs. STL (5/2/22).

### CAREER TRANSACTIONS

- Selected by Minnesota in the first round (12th overall) of the 2019 NHL Draft.
- Signed through 2029-30. Becomes an unrestricted free agent 2030-31.

### PERSONAL

- Accepted a sponsor's exemption to play in PGA TOUR Canada's CRMC Championship presented by Gertens at Cragun's Legacy Courses August 31 and September 1, 2023.
- Is a fan of the New England Patriots and considers Tom Brady his favorite athlete.

#### BOLDY VS. NHL

TEAM	GP	G	A	PTS	+/-	PIM	TEAM	GP	G	A	PTS	+/-	PIM	TEAM	GP	G	A	PTS	+/-	PIM
ANA	4	2	5	7	4	4	EDM	5	2	4	6	6	2	PIT	3	0	3	3	-3	0
ARI	5	2	1	3	-4	2	FLA	3	1	1	2	0	4	SEA	4	3	1	4	1	0
BOS	4	2	1	3	2	2	LA	4	1	3	4	2	0	SJ	4	2	3	5	2	2
BUF	3	0	1	1	-2	0	MIN	-	-	-	-	-	-	STL	5	0	3	3	-1	4
CAR	3	1	0	1	0	4	MTL	4	3	2	5	4	2	TB	2	0	3	3	-1	0
CBJ	4	0	1	1	0	0	NY	2	1	0	1	0	0	TOR	3	1	1	2	0	0
CGY	6	1	2	3	1	2	NSH	4	1	1	2	0	2	VAN	5	1	1	2	3	0
CHI	8	3	3	6	2	4	NYI	3	1	1	2	1	0	VGK	4	2	2	4	-1	2
COL	6	0	3	3	-1	5	NYR	4	2	2	4	2	2	WPG	6	1	3	4	-3	0
DAL	6	0	2	2	-3	6	OTT	3	0	0	0	-1	0	WSH	3	3	0	3	3	0
DET	4	5	1	6	-1	0	PHI	4	5	2	7	6	0							

#### BOLDY'S PROFESSIONAL CAREER

SEASON	TEAM	LEAGUE	GP	G	A	PTS	+/-	PIM	PP	SH	GW	S	S%	BS	H	TOI	FO%
2017-18	U.S. National U-18	USHL	34	12	23	35	9	14	--	--	--	--	--	--	--	--	--
2018-19	U.S. National U-18	USHL	28	17	26	43	14	16	--	--	--	--	--	--	--	--	--
2019-20	Boston College	H-East	34	9	17	26	16	8	--	--	--	--	--	--	--	--	--
2020-21	Iowa	AHL	14	6	12	18	5	2	--	--	--	--	--	--	--	--	--
	Boston College	H-East	22	11	20	31	15	4	--	--	--	--	--	--	--	--	--
2021-22	MINNESOTA	NHL	47	15	24	39	17	10	3	0	2	113	13.3	24	3	5:22	37.5
	Iowa	AHL	10	4	6	10	0	6	2	0	0	36	11.1	--	--	--	--
2022-23	MINNESOTA	NHL	81	31	32	63	1	39	8	0	5	255	12.2	26	65	18:29	54.6
WILD/NHL TOTALS			128	46	56	102	18	49	11	0	7	368	12.5	50	88	17:21	52.1

#### BOLDY'S PROFESSIONAL PLAYOFF CAREER

SEASON	TEAM	LEAGUE	GP	G	A	PTS	+/-	PIM	PP	SH	GW	S	S%	BS	H	TOI	FO%
2017-18	U.S. National U-18	USHL	8	4	8	--	8	--	--	--	--	--	--	--	--	--	--
2021-22	MINNESOTA	NHL	6	1	0	1	-1	4	0	0	0	13	7.7	3	3	13:19	75.0
2022-23	MINNESOTA	NHL	6	0	3	3	-5	4	0	0	0	24	0.0	4	5	20:53	45.9
NHL/WILD TOTALS			12	1	3	4	-6	8	0	0	0	37	2.7	7	8	17:05	47.7

#### BOLDY'S CAREER HIGHLIGHTS

- |   |  |   |
|---|--|---|
| <b>Goals, Game:</b> 3 – three times       | <b>+/-, Game:</b> 3 – vs. SEA, 3/27/23     | <b>Assist Streak:</b> 5g – 4/10-4/17/22 |
| <b>Assists, Game:</b> 2 – six times       | <b>Shots, Game:</b> 8 – two times          | <b>Point Streak:</b> 10g – 4/10-4/26/22 |
| <b>Points, Game:</b> 4 – vs. DET, 2/14/22 | <b>TOI, Game:</b> 25:10 – vs. FLA, 2/13/23 | <b>Career Hat Tricks:</b> Three         |
| <b>PIM, Game:</b> 5 – vs. COL, 2/15/23    | <b>Goal Streak:</b> 3g – two times         | <b>Career Shootout:</b> 2-6             |

NO 12

MATT BOLDY

RIGHT WING

Shots: Left  
Ht: 6-2 • Wt: 205  
Born: 4/5/01  
Milford, MA, USA





JONAS BRODIN

NO 25



## 2022-23 HIGHLIGHTS

- Led team in TOI/game, ranked third in plus/minus rating and blocked shots.
- Recorded career-high six hits at VGK (4/1).
- Skated season-high 27:02 at NJ (3/21).
- Recorded assist in 700th career NHL game vs. ARI (11/25).
- Tallied 200th career NHL point with an assist vs. LA (10/15) to become the fourth defenseman and 16th player in Wild history to reach milestone.

## CAREER

- Set career highs in points, PPA (6) and shots on goal in 2021-22 while leading team in TOI/game, SHTOI and blocked shots.
- Ranked T-2nd among Wild defensemen in scoring in 2021-22.
- Tallied goal, four shots and 1,000th career blocked shot at VAN (10/26/21) – second player in franchise history to reach milestone (Spurgeon).
- Set career high in goals and tied career best in GWG in 2020-21.
- Led team in TOI/game and SHTOI/game (2:32), ranked second in blocked shots in 2020-21. Led team defensemen in goals and ranked second in scoring.
- Ranked T-7th among NHL defensemen in goals in 2020-21.
- Recorded consecutive multi-point games for first time in career (2-2=4, 5/1-5/3/21) and second career goal streak.
- Set career high in assists in 2019-20.
- Led team in blocked shots and shorthanded points (2), ranked second in plus/minus rating and fourth in assists in 2019-20.
- Notched two assists at TB (12/5/19) including 100th career assist - sixth defenseman in team history to reach milestone.
- Set career highs in plus/minus rating, PIM and blocked shots in 2017-18.
- Led team in plus/minus rating (T-10th among NHL defensemen) and blocked shots, and ranked fourth in TOI/game in 2017-18.
- Tallied goal at SJ (4/7/18) for 100th career NHL point.
- Ranked third on team in blocked shots and fourth in TOI/game in 2015-16.
- Set career high in TOI/game in 2014-15.
- Led team in blocked shots, ranked T-1st in plus/minus rating (T-9th among NHL defensemen) and second in TOI/game (18th in NHL, no one younger had a higher TOI/game) in 2014-15.
- Set career high in PPG in 2013-14. Ranked second on team in blocked shots.
- As the youngest defenseman in the NHL in 2012-13, led rookies in TOI/game - 1:38 more than any other rookie. Total was second-highest by a rookie in franchise history.
- Named to the 2013 NHL All-Rookie Team. Finished fourth in Calder Memorial Trophy voting (first among defensemen).
- Led NHL rookie defensemen in takeaways (18) and ranked fourth in blocked shots in 2012-13.
- Scored first career NHL goal and recorded plus-2 rating vs. COL (3/14/13, Varlamov).
- Tallied an assist and skated 19:05 in NHL debut at DET (1/25/13).
- Netted four assists in 42 regular games and two goals in 14 playoff games to help Farjestad BK Karlstad win 2011 playoff championship.
- Has participated in six international tournaments for Sweden.
- Tallied three points (1-2=3) and a plus-6 rating in 10 games to help Sweden win the gold medal at 2017 IIHF World Championship.
- Scored one goal in seven games for Sweden at the 2012 IIHF World Championship.
- Notched four assists as Sweden won gold at the 2012 IIHF World Junior Championship.
- Helped Sweden earn silver medals at the 2010 and 2011 IIHF Under-18 World Championships.
- Represented Sweden at 2010 World Under-17 Hockey Challenge.

## PLAYOFF HIGHLIGHTS

- Ranks T-1st in games played and second in blocked shots in franchise playoff history.
- Ranks third in scoring and assists in franchise playoff history among defensemen.
- Ranked T-1st among team defensemen in scoring during 2022 playoffs.
- Ranked T-1st on team in assists and points and third in blocked shots during 2021 playoffs.
- Ranked T-1st on team in plus/minus rating, T-2nd among team defensemen in scoring and third in blocked shots during 2016 playoffs.

- Registered first career playoff goal and multi-point game (1-1=2) in Game 6 of 2016 First Round vs. DAL (4/24/16, Lehtonen).
- Ranked second on team in TOI/game and third in blocked shots during 2015 playoffs.
- Tallied assist for first career playoff point in Game 1 of 2014 First Round at COL (4/17/14).
- Made Stanley Cup Playoff debut in 2013 and ranked second on the team in TOI/game and blocked shots. Led NHL rookies and ranked 10th in the NHL in TOI/game.

## CAREER TRANSACTIONS

- Selected by Minnesota in the first round (10th overall) of the 2011 NHL Draft.
- Signed through 2027-28. Becomes an unrestricted free agent 2028-29.

## PERSONAL

- Favorite television show is The Office.
- He enjoys playing pickleball and bass fishing during the off-season.
- He has been collecting his game jerseys since he was 10 years old.
- His favorite athlete is Zlatan Ibrahimovic.

### BRODIN VS. NHL

TEAM	GP	G	A	PTS	+/-	PIM	TEAM	GP	G	A	PTS	+/-	PIM	TEAM	GP	G	A	PTS	+/-	PIM
ANA	32	2	6	8	0	16	EDM	28	0	5	5	2	4	PIT	18	2	8	10	0	6
ARI	36	4	7	11	12	10	FLA	16	2	7	9	2	6	SEA	6	0	0	0	2	2
BOS	14	0	4	4	3	4	LA	35	3	9	12	4	12	SJ	35	3	4	7	2	4
BUF	16	1	3	4	6	8	MIN	-	-	-	-	-	-	STL	43	4	9	13	-1	12
CAR	17	0	5	5	9	4	MTL	17	0	3	3	3	4	TB	16	0	3	3	4	2
CBJ	18	0	5	5	-2	2	NJ	16	0	4	4	-1	4	TOR	16	0	2	2	-2	6
CGY	27	1	4	5	7	10	NSH	38	3	3	6	-14	10	VAN	28	2	9	11	3	14
CHI	33	2	3	5	3	12	NYI	14	3	3	6	8	6	VGK	20	3	9	12	4	2
COL	49	3	13	16	-7	18	NYR	16	1	3	4	1	2	WPG	35	3	8	11	0	14
DAL	36	0	10	10	-1	20	OTT	18	2	6	8	5	8	WSH	13	1	2	3	-1	2
DET	20	1	4	5	19	2	PHI	15	1	5	6	1	2							

### BRODIN'S CAREER STATISTICS

SEASON	TEAM	LEAGUE	GP	G	A	PTS	+/-	PIM	PP	SH	GW	S	S%	BS	H	TOI
2012-13	MINNESOTA	NHL	45	2	9	11	3	10	1	0	0	51	3.9	60	17	23:12
	Houston	AHL	9	2	2	4	2	4	0	0	0	13	15.4	--	--	--
2013-14	MINNESOTA	NHL	79	8	11	19	0	22	3	0	0	74	10.8	117	33	23:54
2014-15	MINNESOTA	NHL	71	3	14	17	21	8	0	0	1	95	3.2	128	31	24:10
2015-16	MINNESOTA	NHL	68	2	5	7	-5	18	0	0	0	58	3.4	110	34	20:25
2016-17	MINNESOTA	NHL	68	3	22	25	5	20	2	0	2	85	3.5	89	20	19:34
2017-18	MINNESOTA	NHL	73	6	15	21	23	30	0	0	1	77	7.8	139	34	21:36
2018-19	MINNESOTA	NHL	82	4	14	18	-15	30	0	1	2	111	3.6	135	61	20:33
2019-20	MINNESOTA	NHL	69	2	26	28	15	24	0	0	0	103	1.9	112	41	21:33
2020-21	MINNESOTA	NHL	53	9	14	23	2	18	1	0	2	79	11.4	99	35	22:26
2021-22	MINNESOTA	NHL	73	5	25	30	9	18	1	0	1	126	4.0	126	42	23:26
2022-23	MINNESOTA	NHL	60	3	11	14	13	30	0	0	0	90	3.3	130	50	22:51
WILD/NHL TOTALS			741	47	166	213	71	230	8	1	9	949	5.0	1,245	398	22:07

### BRODIN'S CAREER PLAYOFF STATISTICS

SEASON	TEAM	LEAGUE	GP	G	A	PTS	+/-	PIM	PP	SH	GW	S	S%	BS	H	TOI
2012-13	MINNESOTA	NHL	5	0	0	0	-3	0	0	0	0	3	0.0	13	7	26:23
2013-14	MINNESOTA	NHL	13	0	2	2	3	12	0	0	0	11	0.0	16	9	23:38
2014-15	MINNESOTA	NHL	10	0	0	0	-2	0	0	0	0	3	0.0	17	8	21:53
2015-16	MINNESOTA	NHL	6	1	2	3	3	0	0	0	0	1	100.0	15	2	20:36
2016-17	MINNESOTA	NHL	5	0	1	1	-3	0	0	0	0	5	0.0	7	1	19:00
2017-18	MINNESOTA	NHL	5	0	2	2	-3	2	0	0	0	9	0.0	11	2	24:42
2019-20	MINNESOTA	NHL	4	0	2	2	1	0	0	0	0	8	0.0	3	3	23:48
2020-21	MINNESOTA	NHL	7	0	3	3	0	2	0	0	0	5	0.0	13	13	19:43
2021-22	MINNESOTA	NHL	6	1	2	3	-2	2	0	0	0	11	9.1	8	1	22:55
2022-23	MINNESOTA	NHL	6	0	0	0	1	0	0	0	0	9	0.0%	11	9	25:46
WILD/NHL TOTALS			67	2	14	16	-5	18	0	0	0	65	3.1%	114	55	22:46

### BRODIN'S CAREER HIGHLIGHTS

Goals, Game: 1 – 47 times  
 Assists, Game: 3 – two times  
 Points, Game: 3 – two times  
 PIM, Game: 4 – 11 times

+/-, Game: 4 – two times  
 Shots, Game: 7 – vs. COL, 11/19/16  
 TOI, Game: 31:54 – at ARI, 12/13/14  
 Goal Streak: 2g – two times

Assist Streak: 4g – 2/16-2/22/15  
 Point Streak: 4g – 2/16-2/22/15  
 Career Hat Tricks: None  
 Career Shootout: 0-0



NO 25

JONAS BRODIN  
(JOE-nuhs broh-DEEN)  
DEFENSEMAN

Shoots: Left  
Ht: 6-2 • Wt: 195  
Born: 7/12/93  
Karlstad, SWE



## 2022-23 HIGHLIGHTS

- Ranked T-10th in the NHL in shorthanded goals and T-13th in shorthanded points.
- Ranked second on team in SHG and fourth in hits.
- Set career highs in games played, goals, assists, points, PIM, shots, hits, blocked shots and TOI/game.
- Skated career high 20:32 and tied career best with four shots and 7 FOW at NSH (4/13).
- Played in 100th career NHL game at SJ (3/11).
- Tied career high with two assists at WSH (1/17).
- Went 6-for-6 in faceoffs at NYI (1/12).
- Recorded career-best, three-game point streak (2-2=4, 12/3-12/7).
- Tallied goal in consecutive games for first career goal streak (12/3, 12/4).
- Tallied first career SHG vs. SJ (11/13).
- Registered assist and career-high 17 PIM at ANA (11/9).
- Recorded an assist in consecutive games for first career point streak (10/30, 11/1).

## CAREER

- Notched goal and set a career high with plus-3 rating at EDM (2/20/22).
- Blocked career-best five shots at WPG (2/8/22) to tie franchise record for most blocked shots by a rookie forward (Eriksson Ek).
- Tallied first career NHL goal (GWG) and multi-point game (1-1=2) vs. MTL (1/24/22, Primeau).
- Notched first career NHL point (assist) at BOS (1/6/22).
- Registered four hits, two shots and two PIM in 8:44 of TOI in NHL debut at SEA (10/28/21).
- Led Iowa Wild in PPG (4) and shorthanded goals (1), ranked T-1st in goals and second in scoring in 2020-21. Goal total ranked T-19th in the AHL.
- Led Iowa rookies and ranked fourth on team in plus/minus rating in 2019-20.
- Ranked T-9th among AHL rookies in plus/minus rating (T-3rd among rookie forwards) in 2019-20.
- Ranked T-2nd among team rookies in goals and third in scoring and assists in 2019-20.
- Ranked second on team in scoring and T-2nd in goals during 2019 Calder Cup Playoffs.
- Served as team captain for the Everett Silvertips in 2018-19.
- Led Everett in assists, points and shots on goal (309), ranked T-1st in PPG (12), second in GWG (8) and third in goals in 2018-19.
- Ranked fourth in the WHL in shots on goal, T-9th in GWG, T-13th in points and T-15th in PPG in 2018-19.
- Recipient of Silvertips Most Valuable Player Award and named to the 2018-19 Western Conference All-Star First Team.
- Played in the 2018 CIBC Canada Russia Series.
- Led WHL with a plus-24 rating in the playoffs, ranked second on team in goals and scoring and T-2nd in assists as Everett advanced to the WHL Championship Series in 2017-18.
- Led team in goals, ranked T-1st in PPG (16) and GWG (6), third in shots on goal (267), T-3rd with a plus-23 rating and fourth in scoring in 2017-18.
- Ranked T-8th in WHL in PPG and T-20th in goals in 2017-18.
- Served as an alternate captain and received Silvertips Most Dedicated Player Award in 2017-18.
- Received Silvertips Booster Club FIERCE Predator Award in 2016-17.
- One of two players to appear in every game with Everett in 2015-16.
- Named Silvertips Rookie of the Year in 2015-16.

## PLAYOFF HIGHLIGHTS

- Made Stanley Cup Playoff debut in Game 6 of 2022 First Round vs. STL (5/12/22).

## CAREER TRANSACTIONS

- Selected by Minnesota in the third round (92nd overall) of the 2018 NHL Draft.
- Signed through 2023-24. Becomes a restricted free agent in 2024-25.

## PERSONAL

- Plays the guitar and considers the Beatles one of his favorite bands.
- Seattle is his favorite NHL city to visit during the season.
- Is a fan of the CFL's Winnipeg Blue Bombers.

### DEWAR VS. NHL

TEAM	GP	G	A	PTS	+/-	PIM	TEAM	GP	G	A	PTS	+/-	PIM	TEAM	GP	G	A	PTS	+/-	PIM
ANA	4	2	1	3	2	17	EDM	4	1	0	1	1	0	PIT	3	0	0	0	-1	4
ARI	4	1	1	2	0	0	FLA	3	0	0	0	0	0	SEA	5	0	0	0	-2	9
BOS	3	0	2	2	1	0	LA	3	0	0	0	-1	0	SJ	4	1	0	1	0	0
BUF	3	0	0	0	-4	4	MIN	-	-	-	-	-	STL	4	0	1	1	0	0	
CAR	3	0	0	0	0	0	MTL	4	1	2	3	2	12	TB	2	0	0	0	0	0
CBJ	3	0	0	0	-2	0	NY	2	0	1	1	-1	0	TOR	3	0	0	0	-2	0
CGY	5	0	2	2	-1	2	NSH	5	0	1	1	-3	2	VAN	3	1	0	1	2	4
CHI	8	0	2	2	3	15	NYI	3	0	0	0	1	0	VGK	3	0	1	1	1	0
COL	5	0	0	0	-3	0	NYR	3	0	0	0	-1	0	WPG	6	0	0	0	-1	0
DAL	5	1	0	1	-1	0	OTT	4	0	0	0	-1	2	WSH	3	0	2	2	2	4
DET	3	0	0	0	0	0	PHI	3	0	0	0	0	0							

### DEWAR'S PROFESSIONAL CAREER

SEASON	TEAM	LEAGUE	GP	G	A	PTS	+/-	PIM	PP	SH	GW	S	S%	BS	H	TOI	FO%
2015-16	Everett	WHL	72	11	7	18	-1	24	2	1	4	-	-	-	-	-	-
2016-17	Everett	WHL	71	14	16	30	-3	37	1	2	1	-	-	-	-	-	-
2017-18	Everett	WHL	68	38	30	68	23	47	16	0	6	267	14.2	-	-	-	-
2018-19	Everett	WHL	59	36	45	81	27	60	12	1	8	309	11.6	-	-	-	-
2019-20	Iowa	AHL	52	6	13	19	10	22	0	1	0	70	8.6	-	-	-	-
2020-21	Iowa	AHL	32	12	11	23	6	13	4	1	2	75	16.0	-	-	-	-
2021-22	MINNESOTA	NHL	35	2	4	6	-4	25	0	0	1	44	4.5	22	48	9:54	46.6
	Iowa	AHL	19	8	9	17	9	17	1	2	0	72	11.1	-	-	-	-
2022-23	MINNESOTA	NHL	81	6	12	18	-5	50	0	3	0	87	6.9	50	124	10:57	44.1
WILD/NHL TOTALS			116	8	16	24	-9	75	0	3	1	131	6.1	72	172	10:38	44.7

### DEWAR'S PROFESSIONAL PLAYOFF CAREER

SEASON	TEAM	LEAGUE	GP	G	A	PTS	+/-	PIM	PP	SH	GW	S	S%	BS	H	TOI	FO%
2015-16	Everett	WHL	9	1	0	1	-2	2	0	0	0	-	-	-	-	-	-
2016-17	Everett	WHL	10	1	1	2	-2	6	0	0	0	-	-	-	-	-	-
2017-18	Everett	WHL	22	12	14	26	24	24	0	1	1	106	11.3	-	-	-	-
2018-19	Everett	WHL	9	5	5	10	2	10	0	1	1	43	11.6	-	-	-	-
2021-22	MINNESOTA	NHL	1	0	0	0	0	0	0	0	0	1	0.0	0	0	10:39	50.0
2022-23	MINNESOTA	NHL	6	0	0	0	-2	0	0	0	0	6	0.0	5	15	11:25	36.7
WILD/NHL TOTALS			7	0	0	0	-2	0	0	0	0	7	0.0	5	15	11:18	37.7

### DEWAR'S CAREER HIGHLIGHTS

- |                                 |                                    |                                   |
|---------------------------------|------------------------------------|-----------------------------------|
| Goals, Game: 1 – eight times    | +/-, Game: 3 – at EDM, 2/20/22     | Assist Streak: 2g – two times     |
| Assists, Game: 2 – two times    | Shots, Game: 4 – three times       | Point Streak: 3g – 12/3 - 12/7/22 |
| Points, Game: 2 – four times    | TOI, Game: 20:32 – at NSH, 4/13/23 | Career Hat Tricks: None           |
| PIM, Game: 17 – at ANA, 11/9/22 | Goal Streak: 2g – 12/3 - 12/4/22   | Career Shootout: 0-0              |

NO 26

CONNOR DEWAR  
(D00-uhr)

CENTER

Shoots: Left

Ht: 5-10 • Wt: 185

Born: 6/26/99

The Pas, Manitoba, CAN



CONNOR DEWAR

NO 26





NO 21

BRANDON DUHAIME (doo-HAYM)

RIGHT WING

Shoots: Left  
Ht: 6-2 • Wt: 206  
Born: 5/22/97  
Parkland, FL, USA

### 2022-23 HIGHLIGHTS

- Set career highs in goals and TOI/game.
- Ranked third on team in hits.
- Skated career-high 16:52 and collected season-high seven hits (tied career high) at NSH (4/13).
- Recorded a goal in consecutive games: (2/23 at CBJ and 2/24 at TOR, GWG).
- Scored nine seconds into the second period vs. NSH (2/19) to tie franchise record for fastest goal from the start of the second period.
- Played in 100th career NHL game at WSH (1/17).
- Recorded first career goal streak (2-1=3, 10/22-10/25).
- Posted a season-high two points (1-1=2) at MTL (10/25).
- Tallied first career shorthanded goal at BOS (10/22).

### CAREER

- Ranked second among NHL rookies in PIM and third in hits in 2021-22.
- Led Minnesota in PIM (4th in NHL) and ranked third in hits in 2021-22.
- Ranked second in franchise history in games played, hits and PIM by a rookie in 2021-22.
- Recorded career high 17 PIM vs. COL (4/29/22) and at COL (10/30/21).
- Notched career-high seven hits at CHI (2/2/22) and vs. CBJ (3/26/22).
- Tied career best with plus-3 rating vs. MTL (1/24/22).
- Tallied GWG and assist for first career multi-point game and a career best plus-3 rating vs. NYI (11/7/21).
- Recorded career-best, three-game point streak (1-2=3, 10/23-10/26/21).
- Tallied first career NHL point with a goal and career-best five shots vs. ANA (10/23/21, Gibson).
- Led the Iowa Wild in GWG and ranked T-2nd in plus/minus rating in 2020-21.
- One of two players on Iowa to play in every game in 2019-20.
- Ranked second among AHL rookies in PIM in 2019-20.
- Ranked second among Iowa rookies in scoring and assists and T-2nd in goals in 2019-20.
- Led Providence in PIM and faceoff % (.595), ranked third in scoring, fourth in assists and fifth with a plus-15 rating in 2018-19.
- Named to the 2018-19 Hockey East All-Star Third Team.
- Recorded 15 points (5-10=15) in last 17 games with Providence in 2018-19.
- Ranked T-1st on the Friars (T-2nd in Hockey East) in PIM, T-3rd in assists, fourth in scoring and T-4th with a plus-13 rating in 2017-18.
- Named to the Hockey East All-Tournament Team in 2017-18.
- Led Providence and ranked third among Hockey East freshmen in PIM in 2016-17.
- Ranked third among team freshmen in goals and T-3rd in scoring in 2016-17.
- Scored first collegiate goal vs. Clarkson (10/21/16).
- Began 2015-16 season in Russia playing with the Chicago Steel at international tournament and helped the Steel win the bronze medal in the Junior Club World Cup.
- Led Tri-City in PIM, ranked T-3rd in goals and T-4th in scoring in 2015-16.
- Tri-City won 2016 Clark Cup Championship.
- Played for the Merritt Centennials in the BCHL in 2014-15.
- Played for the Pursuit of Excellence Academy in British Columbia for two seasons (2012-14).

### PLAYOFF HIGHLIGHTS

- Ranked T-2nd on the team in hits during 2023 playoffs.
- Made Stanley Cup Playoff debut in Game 1 of 2022 First Round vs. STL (5/2/22) and appeared in all six games of the series.

### CAREER TRANSACTIONS

- Selected by Minnesota in the fourth round (106th overall) of the 2016 NHL Draft.
- Signed through 2023-24. Becomes an unrestricted free agent 2024-25.

### PERSONAL

- Instagram and Twitter: BrandonDuhaime9
- Owns a wiener dog, Lily.
- He enjoys spear fishing and golfing during the off-season.
- Collects and builds Legos in his spare time.

DUHAIME VS. NHL																				
TEAM	GP	G	A	PTS	+/-	PIM	TEAM	GP	G	A	PTS	+/-	PIM	TEAM	GP	G	A	PTS	+/-	PIM
ANA	3	1	0	1	0	5	EDM	3	1	0	1	3	2	PIT	4	1	0	1	2	6
ARI	5	0	0	0	-1	5	FLA	4	0	0	0	-4	0	SEA	4	0	0	0	-1	5
BOS	2	1	0	1	1	5	LA	5	0	0	0	-2	5	SJ	3	0	1	1	0	0
BUF	4	1	0	1	-1	2	MIN	-	-	-	-	-	STL	5	0	0	0	-3	0	
CAR	4	0	0	0	-2	6	MTL	4	1	1	2	5	2	TB	3	1	0	1	-1	2
CBJ	4	1	0	1	1	0	NJ	4	0	0	0	-1	4	TOR	3	1	0	1	1	0
CGY	3	0	0	0	0	8	NSH	7	1	1	2	1	11	VAN	5	0	2	2	2	10
CHI	7	1	1	2	3	7	NYI	4	2	1	3	3	0	VGK	6	1	2	3	3	0
COL	6	0	0	0	-4	38	NYR	4	0	0	0	-2	2	WPG	6	0	1	1	1	2
DAL	6	0	2	2	-1	13	OTT	3	0	0	0	1	10	WSH	3	1	0	1	3	2
DET	3	0	0	0	0	7	PHI	4	0	0	0	-3	5							

DUHAIME'S PROFESSIONAL CAREER																	
SEASON	TEAM	LEAGUE	GP	G	A	PTS	+/-	PIM	PP	SH	GW	S	S%	BS	H	TOI	FO%
2016-17	Providence	H-East	35	4	8	12	-9	45	2	0	0	67	6.0	-	-	-	-
2017-18	Providence	H-East	40	7	19	26	12	64	1	0	2	90	7.8	-	-	-	-
2018-19	Providence	H-East	42	11	23	34	15	53	2	0	3	101	10.9	-	-	-	-
2019-20	Iowa	AHL	63	6	14	20	4	71	1	0	0	100	6.0	-	-	-	-
2020-21	Iowa	AHL	24	6	3	9	7	32	0	0	3	57	10.5	-	-	-	-
2021-22	MINNESOTA	NHL	80	6	11	17	-2	122	0	0	1	91	6.6	18	201	10:13	28.6
2022-23	MINNESOTA	NHL	51	9	1	10	6	42	0	1	3	80	11.3	18	146	10:45	28.6
WILD/NHL TOTALS			131	15	12	27	4	164	0	1	4	171	8.8	36	347	10:25	28.6

DUHAIME'S PROFESSIONAL PLAYOFF CAREER																	
SEASON	TEAM	LEAGUE	GP	G	A	PTS	+/-	PIM	PP	SH	GW	S	S%	BS	H	TOI	FO%
2021-22	MINNESOTA	NHL	6	0	0	0	-2	2	0	0	0	6	0.0	2	7	07:08	50.0
2022-23	MINNESOTA	NHL	6	0	0	0	-2	10	0	0	0	6	0.0	0	21	11:18	100.0
WILD/NHL TOTALS			12	0	0	0	-4	12	0	0	0	12	0.0	2	28	09:13	70.0

DUHAIME'S CAREER HIGHLIGHTS		
Goals, Game: 1 – 15 times	+/-, Game: 3 – two times	Assist Streak: 2g – 10/24-10/26/21
Assists, Game: 1 – 12 times	Shots, Game: 5 – vs. ANA, 10/23/21	Point Streak: 3g – 10/23-10/26/21
Points, Game: 2 – two times	TOI, Game: 16:52 – at NSH, 4/13/23	Career Hat Tricks: None
PIM, Game: 17 – two times	Goal Streak: 2g – two times	Career Shootout: 0-0



JOEL ERIKSSON EK

NO 14



2022-23 HIGHLIGHTS

- Ranked second on team in PPG and assists, third in scoring, goals and shots, T-3rd in SHG, fourth in PPP (23) and fifth in hits.
- Led Wild forwards in blocked shots.
- Set career highs in points, assists, shots, blocked shots, PIM and games played. PPG total tied career best.
- Recorded two assists at PHI (3/23). First assist was 200th career NHL point.
- Won 14 of 16 faceoffs (87.5 pct.) at NJD (3/21).
- Tallied season-high three points (1-2=3) at STL (3/15).
- Tied franchise record (Staal) with a 10-game road point streak (5-8=13, 12/31 - 2/8).
- Appeared in 400th career NHL game vs. LA (2/21).
- Skated career-high 23:21 vs. FLA (2/13).
- Notched 100th career NHL assist vs. VGK (2/9).
- Recorded a season-high, six-game point streak (3-7=10, 11/23 - 12/4).
- Scored first career shorthanded goal vs. PIT (11/17).
- Registered a career-high eight shots vs. NYR (10/13) and at ANA (12/21).

CAREER

- Finished seventh in voting for the 2022 Frank J. Selke Trophy.
- Posted career highs in goals, PPG, FOW (697) and FO (1,465) in 2021-22. Plus/minus rating tied career best.
- Led team in FOW, ranked T-1st in OT goals (2), second in PPG and SHTOI (165:23), fourth in goals and shots and fifth in scoring in 2021-22.
- Tallied three straight multi-point games for first time in career (2-4=6, 12/4-12/9/21).
- Collected assist for 100th career NHL point and four blocked shots at VAN (10/26/21).
- Scored GWG in OT for first career hat trick, won career-high 19 FO (out of 25) and tied career best with seven shots vs. WPG (10/19/21). Became the first player in team history to score game-tying goal in final minute of regulation and OT goal.
- Ranked T-6th in NHL in third period goals (11) and T-7th in even strength goals (19) in 2020-21.
- Led team in FOW, ranked second in hits, third in goals and shots on goal, fourth in plus/minus rating and fifth in scoring in 2020-21.
- Tallied career-high, seven-game point streak (4-3=7, 4/17-4/29/21).
- Notched career-high seven hits at LA (2/16/21).
- Set career high in GWG in 2019-20.
- Ranked T-2nd on team in GWG, fourth in hits and T-4th in plus/minus rating in 2019-20.
- Recorded first career PPG (GWG) vs. VGK (2/11/20).
- Notched two goals including GWG with 25.8 seconds remaining at DAL (2/7/20) for first career multi-goal game.
- Ranked third on team and fourth among NHL rookies in hits in 2017-18.
- Blocked career-high five shots at MTL (11/9/17).
- Tallied goal, three hits and won 10 faceoffs vs. OTT (3/30/17) after being recalled from Farjestad BK two days earlier.
- Tallied six points (3-3=6) in seven playoff games for Farjestad BK in 2016-17. Led team in PPG (2) and hits (18), and ranked T-1st in goals and points.
- Ranked second on Farjestad BK in PPG and sixth in TOI/game (17:46) in 2016-17.
- Assigned to Farjestad BK in Swedish Elite League (11/17/16).
- Tallied first career GWG at BUF (10/27/16).
- Recorded three assists and plus-3 rating at BOS (10/25/16) to become fourth rookie in team history to tally three assists in a game and second rookie forward to register a plus-3 rating.
- Registered goal in NHL debut at NJ (10/22/16, Schneider) to become seventh player in Wild history to score a goal in NHL debut.
- His six points in the Swedish Elite League were the most by any Under-18 player in 2014-15 and his 21 goals led the Under-20 League.
- Tallied three points (1-2=3) and plus-five rating in 10 games to help Sweden win the gold medal at the 2017 IIHF World Championship.
- Tallied nine points (6-3=9) in seven games serving as captain for Sweden at the 2017 IIHF World Junior Championship. Ranked T-2nd in tournament with two GWG and plus-8 rating, third in goals, seventh in scoring and eighth in shots on goal (24).
- Played for Sweden at the 2016 IIHF World Junior Championship. Tallied two points (1-1=2) including a GWG and ranked second on team in shots on goal (25). Sweden lost to the United States in the Bronze Medal Game.
- Notched six points (5-1=6) in five games for Sweden at the 2015 IIHF Under-18 World Championship. Led team in goals and ranked T-1st in scoring.
- Represented Sweden at 2014 Ivan Hlinka Memorial Tournament and 2014 World Under-17 Hockey Challenge.

PLAYOFF HIGHLIGHTS

- Ranked second on team in goals and T-2nd in scoring in 2022 playoffs.
- Tallied consecutive multi-point efforts and first career playoff goal streak in Games 2 and 3 of 2022 First Round series vs. STL.
- Recorded playoff career bests with two goals and three points in Game 2 of 2022 First Round vs. STL 5/4/22). Ranked T-1st on team in goals and points, second in shots on goal and third in hits during 2021 playoffs.
- Tallied first career playoff overtime goal in 1-0 win in Game 1 of 2021 First Round at VGK (5/16/21).
- Recorded first career playoff goal in Game 4 of Qualifying Round vs. VAN (8/7/20, Markstrom).
- Notched an assist in Game 3 of 2018 First Round vs. WPG (4/15/18) for first career playoff point.
- Made Stanley Cup Playoff debut in Game 1 of 2018 First Round vs. STL (4/12/17).

CAREER TRANSACTIONS

- Selected by Minnesota in the first round (20th overall) of the 2015 NHL Draft.
- Signed through 2028-29. Becomes an unrestricted free agent 2029-30.

PERSONAL

- When he's not at the rink he enjoys playing padel.
- His favorite video game is Call of Duty.
- Instagram: joel ErikssonEK, X: ErikssonEK
- His younger brother, Olle, is a goaltender for Modo Hockey in the SHL.

ERIKSSON EK VS. NHL

TEAM	GP	G	A	PTS	+/-	PIM	TEAM	GP	G	A	PTS	+/-	PIM	TEAM	GP	G	A	PTS	+/-	PIM
ANA	22	5	6	11	0	10	EDM	14	6	3	9	1	6	PIT	10	3	1	4	-2	4
ARI	23	4	9	13	7	4	FLA	10	2	5	7	-5	2	SEA	6	2	3	5	1	2
BOS	10	0	5	5	-2	4	LA	21	9	2	11	6	12	SJ	23	5	5	10	3	4
BUF	8	3	3	6	2	0	MIN	-	-	-	-	-	STL	22	4	6	10	2	14	
CAR	9	0	2	2	0	2	MTL	8	2	2	4	6	2	TB	9	5	2	7	5	8
CBJ	10	1	2	3	-1	2	NJ	10	5	1	6	3	4	TOR	9	0	4	4	0	2
CGY	15	2	3	5	0	4	NSH	16	3	3	6	-3	8	VAN	15	1	1	2	3	2
CHI	15	1	3	4	3	6	NYI	9	2	4	6	-1	0	VGK	20	5	8	13	3	16
COL	27	3	6	9	-8	14	NYR	9	1	3	4	2	2	WPG	16	6	4	10	9	10
DAL	18	4	1	5	-6	6	OTT	10	1	5	6	4	2	WSH	7	3	2	5	0	2
DET	10	3	5	8	4	2	PHI	10	1	5	6	3	4							

ERIKSSON EK'S CAREER STATISTICS

SEASON	TEAM	LEAGUE	GP	G	A	PTS	+/-	PIM	PP	SH	GW	S	S%	BS	H	TOI	FO%
2014-15	Farjestad BK	Sweden	34	4	2	6	0	4	1	-	0	41	9.8	7	12	8:54	-
2015-16	Farjestad BK	Sweden	41	9	6	15	7	18	1	-	4	77	11.7	10	51	12:43	-
2016-17	MINNESOTA	NHL	15	3	4	7	1	4	0	0	1	15	20.0	8	23	10:36	41.3
	Iowa	AHL	1	1	0	1	-1	0	1	0	0	2	50.0	-	-	-	-
	Farjestad BK	Sweden	26	8	8	16	4	12	5	-	0	74	10.8	15	42	17:46	-
2017-18	MINNESOTA	NHL	75	6	10	16	2	22	0	0	0	124	4.8	46	134	12:46	42.6
	Iowa	AHL	8	3	5	8	-1	8	0	0	1	20	15.0	-	-	-	-
2018-19	MINNESOTA	NHL	58	7	7	14	-7	20	0	0	2	111	6.3	24	117	13:30	45.7
	Iowa	AHL	9	4	5	9	-3	8	2	0	2	31	12.9	-	-	-	-
2019-20	MINNESOTA	NHL	62	8	21	29	7	22	1	0	4	102	7.8	43	93	15:43	46.2
2020-21	MINNESOTA	NHL	56	19	11	30	16	20	0	0	2	119	16.0	37	105	17:03	47.1
2021-22	MINNESOTA	NHL	77	26	23	49	16	28	12	0	3	223	11.7	44	138	18:35	47.6
2022-23	MINNESOTA	NHL	78	23	38	61	4	44	12	2	1	247	9.3	55	119	18:59	49.4
WILD/NHL TOTALS			421	92	114	206	39	160	25	2	13	941	9.8	257	729	16:00	47.0

ERIKSSON EK'S CAREER PLAYOFF STATISTICS

SEASON	TEAM	LEAGUE	GP	G	A	PTS	+/-	PIM	PP	SH	GW	S	S%	BS	H	TOI	FO%
2016-17	MINNESOTA	NHL	3	0	0	0	0	0	0	0	0	5	0.0	0	4	7:35	46.2
2017-18	MINNESOTA	NHL	5	0	1	1	0	0	0	0	0	10	0.0	2	5	12:47	0.0
2019-20	MINNESOTA	NHL	4	1	0	1	1	2	0	0	0	8	12.5	2	8	14:24	41.7
2020-21	MINNESOTA	NHL	7	2	1	3	0	2	0	0	1	21	9.5	6	32	17:50	44.5
2021-22	MINNESOTA	NHL	6	3	2	5	1	8	0	0	0	20	15.0	2	16	18:10	47.5
2022-23	MINNESOTA	NHL	1	0	0	0	0	0	0	0	0	0	-	1	0	00:19	0.0
WILD/NHL TOTALS			26	6	4	10	2	12	0	0	1	64	9.4	12	65	14:33	44.2

ERIKSSON EK'S CAREER HIGHLIGHTS

- Goals, Game:** 3 – vs. WPG, 10/19/21
- Assists, Game:** 3 – at BOS, 10/25/16
- Points, Game:** 3 – six times
- PIM, Game:** 4 – seven times
- +/-, Game:** 3 – five times
- Shots, Game:** 8 – two times
- TOI, Game:** 23:21 – vs. FLA, 2/13/23
- Goal Streak:** 3g – two times
- Assist Streak:** 5g – 11/23 - 12/3/22
- Point Streak:** 7g – 4/17-4/29/21
- Career Hat Tricks:** One
- Career Shootout:** 1-3


NO 14

JOEL ERIKSSON EK (JUHL AIR-ihk-suhn EHK)

CENTER

Shoots: Left  
Ht: 6-3 • Wt: 205  
Born: 1/29/97  
Karlstad, SWE





NO 29

MARC-ANDRE FLEURY (MAHRK-AWN-dray FLUH-ree)

GOALTENDER

Catches: Left  
Ht: 6-2 • Wt: 185  
Born: 11/28/84  
Sorel, QC, CAN



### 2022-23 HIGHLIGHTS

- Went 8-3-1 with a 2.49 GAA, a .924 SV% and one shutout in last 12 starts.
- Made 46 saves in 4-2 win at WPG (3/8) - T-2nd most saves and shots faced in career. The win marked the 15th season reaching 20 wins, T-3rd most in NHL history.
- Stopped all 30 shots faced in 2-0 win at CBJ (2/23), marking the NHL-record 29th franchise he's shutout in his career.
- Played in 972th career game vs. VGK (2/9) to move past Terry Sawchuk for fourth-most games played in NHL history among goaltenders.
- Recorded 18 saves vs. EDM (12/1) to pass Tony Esposito for fourth-most saves in NHL history.
- Named NHL's Third Star of the Week (10/31).
- Made 23 saves and stopped both shootout attempts in 4-3 SOW at CHI (10/30) to become NHL's all-time leader in shootout wins (62).

### CAREER

- Four-time NHL All-Star (2011, 2015, 2018 and 2019).
- NHL's active leader in wins, shutouts and games played.
- Ranks first in NHL history in shootout wins, third in wins, fourth in games played and saves, fifth in minutes and 12th in shutouts.
- Reached 25 wins for the 13th time in career in 2021-22. Only two goalies in NHL history have recorded more 25+ win seasons in NHL history: Martin Brodeur (15) and Patrick Roy (14).
- Won first three starts with Minnesota to become first goalie in team history to win first three games (3-0-0 with 1.34 GAA and .958 SV%, 3/26-4/2/22).
- Earned a win against every current NHL team after 2-1 victory at VGK (1/8/22).
- Stopped all 30 shots faced in 2-0 win at MTL (12/9/21) to win 500th career NHL game.
- Appeared in 900th NHL game vs. NYR (12/7/21).
- Posted career-bests in GAA and SV% and won the 2020-21 Vezina Trophy and the 2020-21 William M. Jennings Trophy. Allowed two goals or less in 25 of his 36 appearances.
- Finished third in the NHL in wins and shutouts in 2020-21 and named to the NHL Second All-Star Team.
- Ranked T-2nd in the NHL in shutouts and T-5th in wins in 2019-20. Named to NHL All-Star Game but did not attend.
- Finished second in the NHL in shutouts and T-5th in wins in 2018-19. Finished fourth in Vezina Trophy voting.
- Played in 2018-19 NHL All-Star Game.
- Ranked T-2nd in NHL in GAA, T-6th in SV% and T-9th in shutouts in 2017-18.
- Ranked T-5th in NHL in wins and shutouts in 2015-16.
- Led NHL and set career high in shutouts in 2014-15.
- Played in 2014-15 NHL All-Star Game.
- Ranked T-2nd in NHL in wins and games played and T-4th in shutouts in 2013-14.
- Set career high in wins and tied career best in games played in 2011-12.
- Ranked T-6th in NHL in wins and played in NHL All-Star Game in 2010-11.
- Selected to Canada's roster for the 2010 Winter Olympics.
- Started a career-best 65 games and ranked T-8th in NHL in wins in 2009-10
- Registered career-high three assists in 2006-07.
- Named the AHL Goaltender of the Month for October in 2005.
- Went 4-1-0 with a 1.81 GAA, .920 SV% and one shutout in five games to help Canada claim the silver medal at the 2004 IIHF World Junior Championship.
- Named NHL Rookie of the Month for October in 2003.
- Stopped all 20 shots faced in 1-0 win to earn first career NHL shutout at CHI (10/30/03).
- Earned first career NHL win in second career start vs. DET (10/18/03).
- Stopped 46-of-48 shots faced in NHL debut, a 3-0 loss vs. LA (10/10/03).
- Named the MVP and Best Goaltender at the 2003 IIHF World Junior Championship as Canada won the silver medal. Went 4-1-0 with a 1.57 GAA, a .928 SV% and one shutout in five games. Led tournament in GAA and ranked third in SV%.
- Named the QMJHL's Best Professional Prospect, Defensive Player of the Year and to the Second All-Star Team in 2002-03.

### PLAYOFF HIGHLIGHTS

- Has made 17 consecutive trips to the Stanley Cup Playoffs, most in NHL history by a goaltender.
- Three-time Stanley Cup champion with Pittsburgh Penguins (2009, 2016 and 2017).
- Ranks third in NHL history in games played, T-3rd in shutouts and fourth in wins and minutes played by a goalie in the Stanley Cup Playoffs.
- Leads active NHL goaltenders in wins and appearances in the Stanley Cup Playoffs.
- Ranked third in the NHL in wins and GAA in 2021 playoffs.
- Helped Vegas Golden Knights reach the 2018 Stanley Cup Final in inaugural season.
- Led NHL in shutouts and ranked second in wins, GAA and SV% in 2018 playoffs (minimum five games played).
- Ranked third in the NHL in GAA and SV% in 2015 playoffs (minimum five games played).
- Recorded 16 wins to help the Penguins win the 2009 Stanley Cup.
- Helped the Penguins reach the 2008 Stanley Cup Final. Ranked T-1st in the NHL in wins, shutouts and SV% and second in GAA (minimum eight games played).
- Earned first Stanley Cup Playoff win in Game 2 of 2007 First Round at OTT (4/14/07).
- Suffered loss in Stanley Cup Playoff debut in Game 1 of 2007 First Round at OTT (4/11/07).

### CAREER TRANSACTIONS

- Acquired by Minnesota from Chicago in exchange for a conditional second-round selection (Ryan Greene) in the 2022 NHL Draft, March 21, 2022; Acquired by Chicago from Vegas in exchange for Mikael Hakkarainen, July 27, 2021; Claimed by Vegas from Pittsburgh in Expansion Draft, June 21, 2017; Selected by Pittsburgh in the first round (1st overall) of the 2003 NHL Draft.
- Signed through 2023-24. Becomes an unrestricted free agent 2024-25.

### PERSONAL

- His favorite video game is Call of Duty and Roger Federer is his favorite athlete.
- He and his wife, Veronique have three children, Estelle, Scarlett and James.

### FLEURY VS. NHL

TEAM GP W-L-OT GAA SHO SV%						TEAM GP W-L-OT GAA SHO SV%											
ANA	27	22-5-0	1.89	3	0.931	EDM	22	16-5-1	2.32	2	0.923	PIT	8	4-4-0	3.19	1	0.900
ARI	30	17-10-1	2.16	3	0.921	FLA	31	18-10-2	2.3	2	0.922	SEA	6	4-1-1	1.97	1	0.935
BOS	29	12-9-7	2.52	2	0.918	LA	26	12-9-4	2.58	3	0.916	SJ	27	18-5-4	1.88	3	0.939
BUF	36	23-7-4	2.21	4	0.920	MIN	22	7-15-0	3.28	0	0.888	STL	25	11-12-2	2.82	0	0.910
CAR	37	19-11-6	2.53	3	0.914	MTL	46	26-13-6	2.93	2	0.903	TB	44	21-15-4	2.68	2	0.902
CBJ	25	14-7-2	2.29	1	0.922	NJ	54	24-25-5	2.46	6	0.915	TOR	38	19-13-4	3.01	1	0.897
CGY	22	14-6-1	2.13	5	0.930	NSH	22	11-9-2	2.3	3	0.916	VAN	20	15-3-2	2.49	2	0.915
CHI	24	13-6-5	2.52	1	0.916	NYI	47	27-12-6	2.44	5	0.918	VGK	3	1-2-0	3.43	0	0.906
COL	32	16-12-3	2.53	3	0.915	NYR	64	33-20-10	2.83	4	0.906	WPG	34	23-11-0	2.59	1	0.910
DAL	20	13-6-1	2.18	1	0.927	OTT	37	20-10-2	3.14	1	0.900	WSH	45	27-14-2	2.66	4	0.911
DET	22	12-9-1	3.32	1	0.894	PHI	60	32-19-3	2.87	3	0.902						

### FLEURY'S CAREER STATISTICS

SEASON	TEAM	LEAGUE	GP	W	L	OT	GA	GAA	SV	SV%	SO	MIN
2003-04	PITTSBURGH	NHL	21	4	14	2	70	3.64	605	0.896	1	1154
2004-05	Wilkes-Barre/Scranton	AHL	54	26	19	0	127	2.52	1159	0.901	5	3029
2005-06	PITTSBURGH	NHL	50	13	27	6	152	3.25	1333	0.898	1	2809
	Wilkes-Barre/Scranton	AHL	12	10	2	0	19	1.57	293	0.939	0	727
2006-07	PITTSBURGH	NHL	67	40	16	9	184	2.83	1770	0.906	5	3905
2007-08	PITTSBURGH	NHL	35	19	10	2	72	2.33	837	0.921	4	1857
	Wilkes-Barre/Scranton	AHL	5	3	2	0	7	1.42	133	0.950	0	297
2008-09	PITTSBURGH	NHL	62	35	18	7	162	2.67	1688	0.912	4	3641
2009-10	PITTSBURGH	NHL	67	37	21	6	168	2.65	1604	0.905	1	3798
2010-11	PITTSBURGH	NHL	65	36	20	5	143	2.32	1599	0.918	3	3695
2011-12	PITTSBURGH	NHL	67	42	17	4	153	2.36	1615	0.913	3	3896
2012-13	PITTSBURGH	NHL	33	23	8	0	74	2.39	807	0.916	1	1858
2013-14	PITTSBURGH	NHL	64	39	18	5	150	2.37	1624	0.915	5	3792
2014-15	PITTSBURGH	NHL	64	34	20	9	146	2.32	1685	0.920	10	3776
2015-16	PITTSBURGH	NHL	58	35	17	6	132	2.29	1533	0.921	5	3463
2016-17	PITTSBURGH	NHL	38	18	10	7	107	3.02	1074	0.909	1	2125
2017-18	VEGAS	NHL	46	29	13	4	100	2.24	1276	0.927	4	2673
2018-19	VEGAS	NHL	61	35	21	5	152	2.51	1593	0.913	8	3635
2019-20	VEGAS	NHL	49	27	16	5	133	2.77	1266	0.905	5	2880
2020-21	VEGAS	NHL	36	26	10	0	71	1.98	918	0.928	6	2147
2021-22	CHICAGO	NHL	45	19	21	5	129	2.95	1269	0.908	4	2627
	MINNESOTA	NHL	11	9	2	0	30	2.74	304	0.913	0	658
2022-23	MINNESOTA	NHL	46	24	16	4	126	2.85	1241	0.908	2	2654
WILD TOTALS			57	33	18	4	156	2.83	1545	0.908	2	3312
NHL TOTALS			985	544	315	91	2454	2.58	25641	0.913	73	57045

### FLEURY'S CAREER PLAYOFF STATISTICS

SEASON	TEAM	LEAGUE	GP	W	L	GA	GAA	SV	SV%	SO	MIN
2006-07	PITTSBURGH	NHL	5	1	4	18	3.77	132	0.880	0	287
2007-08	PITTSBURGH	NHL	20	14	6	41	1.97	569	0.933	3	1251
2008-09	PITTSBURGH	NHL	24	16	8	63	2.61	623	0.908	0	1447
2009-10	PITTSBURGH	NHL	13	7	6	37	2.78	302	0.891	1	798
2010-11	PITTSBURGH	NHL	7	3	4	17	2.52	151	0.899	1	405
2011-12	PITTSBURGH	NHL	6	2	4	26	4.63	131	0.834	0	337
2012-13	PITTSBURGH	NHL	5	2	2	17	3.51	128	0.883	1	290
2013-14	PITTSBURGH	NHL	13	7	6	32	2.4	346	0.915	2	800
2014-15	PITTSBURGH	NHL	5	1	4	11	2.12	139	0.927	0	312
2015-16	PITTSBURGH	NHL	2	0	1	4	3.03	28	0.875	0	79
2016-17	PITTSBURGH	NHL	15	9	6	37	2.56	453	0.924	2	867
2017-18	VEGAS	NHL	20	13	7	47	2.24	594	0.927	4	1259
2018-19	VEGAS	NHL	7	3	4	21	2.7	209	0.909	1	467
2019-20	VEGAS	NHL	4	3	1	9	2.27	91	0.910	0	238
2020-21	VEGAS	NHL	16	9	7	33	2.04	370	0.918	1	973
2021-22	MINNESOTA	NHL	5	2	3	15	3.04	144	0.906	0	296
2022-23	MINNESOTA	NHL	2	0	1	7	5.48	30	0.811	0	77
WILD TOTALS			7	2	4	22	3.54	174	0.888	0	373
NHL TOTALS			169	92	74	435	2.56	4440	0.911	16	10,182

### FLEURY'S CAREER HIGHLIGHTS

Saves, Game: 47 - vs. NJ, 10/11/18  
 Shots Faced, Game: 51 - at NYR, 1/28/06  
 Goals Allowed, Game: 7 - three times  
 Consecutive Starts: 19g - 2/3-3/14/09  
 Winning Streak: 11g - 11/17-12/11/10  
 Point Streak: 14g - two times

Losing Streak: 6g - two times  
 Winless Streak: 6g - two times  
 Shutout Streak: 200-41 - 2/26-3/6/19  
 Shutouts: 73 - last, at CBJ, 2/23/23  
 Career Shootout Record: 64-39 (249/343, .726 SV%)



MARC-ANDRE FLEURY

NO 29





MARCUS FOLIGNO

NO 17



NO 17  
MARCUS FOLIGNO  
(foh-LEE-noh)  
LEFT WING  
Shoots: Left  
Ht: 6-3 • Wt: 229  
Born: 8/10/91  
Buffalo, NY, USA



2022-23 HIGHLIGHTS

- Led team in hits (14th in NHL) and PIM (13th in NHL).
- Notched his 700th career PIM at WPG (3/8).
- Registered a season-high seven hits on three occasions: 2/9 vs. VGK, 1/24 at TB, 11/17 vs. PIT.
- Recorded a season-best, three-game point streak (1-2=3, 12/31-1/7).
- Skated in 700th career NHL game at VAN (12/10).
- Registered 2,000th career NHL hit vs. TOR (11/25).
- Tied career high with two goals vs. WPG (11/23).

CAREER HIGHLIGHTS

- Ranks eighth in the NHL in hits since the start of the 2011-12 season.
- Finished ninth in voting for the 2022 Frank J. Selke Trophy.
- Led NHL in shooting percentage, ranked eighth in PIM and 13th in hits in 2021-22.
- Set career highs in points, goals, assists, PPG, PPP, PIM, TOI/game, shots and plus/minus rating during 2021-22 season. Ranked second on Wild in hits, third in PIM and T-4th in PPG.
- Tallied first career overtime goal in 4-3 win vs. CHI (1/22/22).
- Recorded 100th career NHL goal vs. WSH (1/8/22).
- Scored GWG with 7.2 seconds remaining at ANA (10/15/21) to become third player in NHL history to score go-ahead goal in final 10 seconds of regulation in season opener: Steve Yzerman (2003-04) and Dustin Penner (2008-09).
- Named alternate captain prior to the start of the 2021-22 season.
- Led team in hits, ranked T-2nd in PIM, third in plus/minus rating and T-4th in goals in 2020-21.
- Collected assist for 200th career NHL point and season-high seven hits vs. SJ (4/17/21).
- Led team in hits and ranked third in plus/minus rating in 2019-20.
- Tallied consecutive multi-point games for first time in career (3-1=4, 1/4-1/5/20).
- Recorded 100th career NHL assist vs. ANA (12/10/19).
- Registered a career-high 10 hits at ARI (3/31/19).
- Led Minnesota in hits and PIM in 2017-18.
- Registered career-high six shots (all in first period) and tied career best with two assists vs. WPG (1/13/18).
- Set career highs in hits and blocked shots in 2016-17. Hit total ranked fifth in the NHL.
- Tallied career-high three points (2-1=3) including a penalty shot goal vs. MTL (2/12/16).
- Ranked second on team in hits during 2014-15 season.
- Collected a career-best, three-game goal streak (12/11-12/15/15).
- Logged an assist and a career-high 22:13 in TOI at BOS (4/12/14).
- Ranked fourth among NHL rookies in hits, sixth in PIM and T-8th in assists during 2012-13 season.
- Named NHL Rookie of the Month for March of 2012 after scoring 11 points (6-5=11) in 11 games.
- Tallied five goals and seven points during first six NHL games, including a career-best, five-game point streak (5-2=7, 3/10-3/19/12). Became third active player with five or more goals in his first six NHL games, joining Evgeni Malkin (7) and Teemu Selanne (5).
- Notched career highs with two goals and a plus-3 rating in his fourth career NHL contest vs. COL (3/14/12).
- Scored first career NHL goal at OTT (3/10/12, Bishop).
- Made NHL debut at OTT (12/20/11).
- Named Rochester Americans Rookie of the Year in 2011-12. Led team and ranked fourth among AHL rookies with a plus-19 rating. Also led team in GWG.
- Won a silver medal playing for Canada at the 2011 IIHF World Junior Championship recording four points (2-2=4) in seven games.
- Scored 11 PPG and ranked second in the OHL with five SHG in 2010-11. Named to the OHL's Second All-star Team and selected as OHL Eastern Conference's "Best Body Checker" in the OHL Coaches Poll.

PLAYOFF HIGHLIGHTS

- Led team in hits during both 2023 and 2022 playoffs.
- Led team in hits and ranked first in the NHL in hits/game (7.43) during 2021 playoffs.
- Recorded 10 hits in Games 1, 5 and 7 of 2021 First Round vs. Vegas.
- Led team in hits and led NHL in hits/game (5.75) among players that played in more than one playoff game in 2020.
- Led team in PIM and hits during 2018 playoffs.
- Tallied first career playoff point with a goal in Game 3 of 2018 First Round vs. WPG (4/15/18, Hellebuyck).
- Made Stanley Cup Playoff debut in Game 1 of 2018 First Round at WPG (4/11/18).

CAREER TRANSACTIONS

- Acquired by Minnesota with Tyler Ennis and a third-round selection (Jack McBain) in the 2018 NHL Draft from Buffalo in exchange for Jason Pominville, Marco Scandella and a fourth-round selection (Linus Cronholm) in the 2018 NHL Draft, June 30, 2017; Selected by Buffalo in the fourth round (104th overall) of the 2009 NHL Draft.
- Signed through 2027-28. Becomes an unrestricted free agent 2028-29.

PERSONAL


- Lists Friends as his favorite television show and his favorite video game is Twisted Metal.
- Enjoys fishing and playing golf in the offseason.
- The Foligno family started the Janis Foligno Foundation in 2010 after Marcus' mom passed away from breast cancer in 2009.

FOLIGNO VS. NHL table with columns: TEAM, GP, G, A, PTS, +/-, PIM. Rows include ANA, ARI, BOS, BUF, CAR, CBJ, CGY, CHI, COL, DAL, DET, EDM, FLA, LA, MIN, MTL, NJ, NSH, NYI, NYR, OTT, PHI.

FOLIGNO'S CAREER STATISTICS table with columns: SEASON, TEAM, LEAGUE, GP, G, A, PTS, +/-, PIM, PP, SH, GW, S, S%, BS, H, TOI, FO%. Rows include 2007-08 to 2022-23 and WILD/NHL TOTALS.

FOLIGNO'S CAREER PLAYOFF STATISTICS table with columns: SEASON, TEAM, LEAGUE, GP, G, A, PTS, +/-, PIM, PP, SH, GW, S, S%, BS, H, TOI, FO%. Rows include 2008-09 to 2022-23 and WILD/NHL TOTALS.

FOLIGNO'S CAREER HIGHLIGHTS table with columns: Goals, Game; Assists, Game; Points, Game; PIM, Game; +/-, Game; Shots, Game; TOI, Game; Goal Streak; Assist Streak; Point Streak; Career Hat Tricks; Career Shootout.



**No 89**

**FREDERICK GAUDREAU**

(goo-DROH)

**CENTER**

Shoots: Right  
Ht: 6-0 • Wt: 186  
Born: 5/1/93  
Bromont, QUE, CAN



## 2022-23 HIGHLIGHTS

- Led NHL with eight shootout goals, tied for the most in a season in team history (Koivu, 2006-07).
- Ranked T-3rd in the NHL in shorthanded goals and T-6th in shorthanded points (5).
- Finished second among team forwards in blocked shots.
- Set career highs in goals, SHG, PPG, PPP, games played, PIM, blocked shots, shots, FOW and FO.
- Has played in 137 consecutive games (since 12/12/21).
- Ranked fifth on team in scoring, goals and plus/minus rating.
- Tied career high with two goals at NSH (4/13) - second goal was 100th career NHL point.
- Signed five-year extension (4/13).
- Tallied two shorthanded goals including GWG at COL (3/29) to set a franchise record for most SHG in a game.
- Recorded an assist and a career-high five hits at PHI (3/23).
- Tied career best with three-game assist streak (0-3=3, 3/15-3/19).
- Collected the GWG and won career-best 13 faceoffs vs. ARI (1/14).
- Played in 200th career NHL game vs. ARI (11/27).
- Tied career-high with a four-game point streak (2-2=4, 11/13-11/19).

## CAREER

- Set career highs in points, assists, TOI/game, hits and plus/minus rating in 2021-22.
- Ranked third on the Wild in faceoffs won and T-5th in assists in 2021-22.
- Tied career high with three assists vs. SJ (4/17/22).
- Collected career-best, three-game goal streak (3-2=5, 4/12-4/16/22).
- Recorded first career overtime goal, tied career best with three points (1-2=3) and was a plus-3 at DAL (4/14/22).
- Tallied a goal in consecutive games for first career goal streak (2/24-2/26/22).
- Collected three GWG in a span of five games (1/28-2/12/22).
- Notched GWG (first career PPG) and assist at CHI (2/2/22)
- Recorded two assists and skated career-high 21:01 at PIT (11/6/21).
- Tallied career-best, three-game assist streak (0-5=5, 5/4-5/8/21).
- Collected career highs with three assists and plus-4 rating vs. BUF (5/6/21).
- Led Milwaukee Admirals in PPG and plus/minus rating, ranked second in goals, T-2nd in SHG, third in scoring and T-3rd in GWG in 2017-18.
- Recorded first career NHL regular season goal vs. STL (11/11/18, Allen).
- Ranked second on Milwaukee in goals and PPG, T-3rd in GWGs and fourth in scoring in 2016-17.
- Played in 2016 AHL All-Star Game.
- Notched an assist for first career NHL point at COL (11/29/16).
- Made NHL debut vs. PIT (10/22/16).
- Ranked third on team in scoring, T-3rd in GWG and fourth in PPG in 2015-16.
- Recipient of the Frank J. Selke Trophy as the QMJHL's Most Sportsmanlike Player in 2013-14.
- Won 2012 Memorial Cup with Shawinigan.

## PLAYOFF HIGHLIGHTS

- Led team in goals during 2023 playoffs.
- Led Wild in faceoff percentage in 2022 playoffs.
- Led Penguins in plus/minus rating during 2021 playoffs.
- Ranked T-1st on Predators in GWG in 2017 playoffs.
- Became the first player since Johnny Harms (Chicago) in 1944 to score his first three career NHL goals in a Stanley Cup Final.
- Collected GWG in Game 4 of 2017 Stanley Cup Final vs. PIT (6/5/17) and GWG in Game 3 of 2017 Stanley Cup Final vs. PIT (6/3/17).
- Tallied first career NHL goal in Game 1 of 2017 Stanley Cup Final at PIT (5/29/17, Murray).
- Made Stanley Cup Playoff debut in Game 5 of 2017 Western Conference Final at ANA (5/20/17).

## CAREER TRANSACTIONS

- Signed by Minnesota as a free agent, July 28, 2021; Signed by Pittsburgh as a free agent, Oct. 10, 2020; Signed by Nashville as a free agent, June 12, 2014.
- Signed through 2027-28. Becomes an unrestricted free agent 2028-29.

## PERSONAL

- Enjoys going on hikes and riding his mountain bike in his free time.
- Is an avid supporter of the Down Syndrome community.
- His favorite athlete is Giannis Antetokounmpo.
- His favorite thing about Minnesota is that it reminds him of being back home in Canada, and the people here.

### GAUDREAU VS. NHL

TEAM	GP	G	A	PTS	+/-	PIM	TEAM	GP	G	A	PTS	+/-	PIM	TEAM	GP	G	A	PTS	+/-	PIM
ANA	10	0	4	4	4	2	EDM	7	3	1	4	7	0	PIT	6	1	3	4	1	0
ARI	11	1	1	2	-5	2	FLA	6	0	1	1	0	2	SEA	6	0	0	0	-1	0
BOS	9	0	2	2	-2	0	LA	8	1	0	1	-1	0	SJ	8	2	3	5	-2	0
BUF	9	0	9	9	8	2	MIN	2	0	0	0	0	0	STL	10	3	2	5	0	0
CAR	6	1	2	3	1	2	MTL	6	0	2	2	5	0	TB	6	0	1	1	2	2
CBJ	7	0	2	2	0	0	NJ	10	1	1	2	0	0	TOR	4	1	1	2	1	0
CGY	9	2	2	4	-3	0	NSH	7	3	2	5	3	0	VAN	9	0	2	2	1	0
CHI	13	3	1	4	3	0	NYI	8	2	0	2	-1	2	VGK	8	0	1	1	-2	2
COL	14	2	1	3	-4	2	NYR	8	1	0	1	2	2	WPG	11	2	3	5	2	2
DAL	14	2	3	5	0	0	OTT	6	2	1	3	2	2	WSH	8	2	2	4	5	0
DET	5	2	5	7	1	0	PHI	10	1	4	5	7	0							

### GAUDREAU'S PROFESSIONAL CAREER

SEASON	TEAM	LEAGUE	GP	G	A	PTS	+/-	PIM	PP	SH	GW	S	S%	BS	H	TOI	FO%
2011-12	Shawinigan	QMJHL	64	5	15	20	1	2	0	0	1	66	7.6	-	-	-	-
2012-13	Shawinigan	QMJHL	68	13	30	43	-33	22	2	1	2	149	8.7	-	-	-	-
2013-14	Shawinigan	QMJHL	27	13	18	31	-13	0	6	0	0	83	15.7	-	-	-	-
	Drummondville	QMJHL	36	19	21	40	14	2	10	0	3	106	17.9	-	-	-	-
2014-15	Milwaukee	AHL	43	4	7	11	1	12	0	0	0	62	6.5	-	-	-	-
2015-16	Milwaukee	AHL	75	15	27	42	-5	31	7	0	3	141	10.6	-	-	-	-
2016-17	NASHVILLE	NHL	9	0	1	1	1	0	0	0	0	8	0.0	5	1	8:40	33.3
	Milwaukee	AHL	66	25	23	48	-1	14	11	0	3	141	10.6	-	-	-	-
2017-18	NASHVILLE	NHL	20	0	3	3	0	2	0	0	0	14	0.0	8	8	9:10	49.6
	Milwaukee	AHL	54	22	21	43	9	2	10	2	3	129	17.7	-	-	-	-
2018-19	NASHVILLE	NHL	55	3	1	4	1	2	0	0	1	43	7.0	18	25	9:01	48.3
2019-20	Milwaukee	AHL	42	11	17	28	0	6	5	1	1	89	12.4	-	-	-	-
2020-21	PITTSBURGH	NHL	19	2	8	10	10	2	0	0	0	20	10.0	9	9	13:04	53.7
	Milwaukee	AHL	6	1	3	4	3	2	0	0	1	16	6.3	-	-	-	-
2021-22	MINNESOTA	NHL	76	14	30	44	12	8	1	0	4	132	10.6	43	48	16:19	50.0
2022-23	MINNESOTA	NHL	82	19	19	38	10	10	3	4	3	138	13.8	52	42	16:02	49.3
<b>WILD TOTALS</b>			<b>158</b>	<b>33</b>	<b>49</b>	<b>82</b>	<b>22</b>	<b>18</b>	<b>4</b>	<b>4</b>	<b>7</b>	<b>270</b>	<b>12.2</b>	<b>95</b>	<b>90</b>	<b>16:10</b>	<b>49.6</b>
<b>NHL TOTALS</b>			<b>261</b>	<b>38</b>	<b>62</b>	<b>100</b>	<b>34</b>	<b>24</b>	<b>4</b>	<b>4</b>	<b>8</b>	<b>355</b>	<b>10.7</b>	<b>135</b>	<b>133</b>	<b>13:38</b>	<b>49.6</b>

### GAUDREAU'S PROFESSIONAL PLAYOFF CAREER

SEASON	TEAM	LEAGUE	GP	G	A	PTS	+/-	PIM	PP	SH	GW	S	S%	BS	H	TOI	FO%
2011-12	Shawinigan	QMJHL	8	1	0	1	3	0	0	0	1	8	12.5	-	-	-	-
2013-14	Shawinigan	QMJHL	11	10	4	14	-2	0	3	0	2	45	22.2	-	-	-	-
2015-16	Milwaukee	AHL	3	0	1	1	0	0	0	0	0	6	0	-	-	-	-
2016-17	NASHVILLE	NHL	8	3	0	3	2	0	0	0	2	7	42.9	2	7	11:29	47.5
	Milwaukee	AHL	3	3	1	4	-1	0	1	1	0	14	21.4	-	-	-	-
2020-21	PITTSBURGH	NHL	6	1	2	3	3	2	0	0	0	14	7.1	4	6	13:27	45.5
2021-22	MINNESOTA	NHL	6	1	0	1	-1	0	1	0	0	11	9.1	4	5	15:41	58.7
2022-23	MINNESOTA	NHL	6	3	0	3	0	4	1	0	0	17	17.6	6	9	17:42	44.0
<b>WILD TOTALS</b>			<b>12</b>	<b>4</b>	<b>0</b>	<b>-1</b>	<b>4</b>	<b>2</b>	<b>0</b>	<b>0</b>	<b>28</b>	<b>14.3</b>	<b>10</b>	<b>5</b>	<b>15:41</b>	<b>58.7</b>	
<b>NHL TOTALS</b>			<b>26</b>	<b>8</b>	<b>2</b>	<b>10</b>	<b>4</b>	<b>6</b>	<b>2</b>	<b>0</b>	<b>2</b>	<b>49</b>	<b>16.3</b>	<b>16</b>	<b>27</b>	<b>14:20</b>	<b>49.1</b>

### GAUDREAU'S CAREER HIGHLIGHTS

- |                               |                                    |                                |
|-------------------------------|------------------------------------|--------------------------------|
| Goals, Game: 2 – three times  | +/-, Game: 4 – vs. BUF, 5/6/21     | Assist Streak: 3g – four times |
| Assists, Game: 3 – two times  | Shots, Game: 6 – at OTT, 10/27/22  | Point Streak: 4g – two times   |
| Points, Game: 3 – three times | TOI, Game: 21:01 – at PIT, 11/6/21 | Career Hat Tricks: None        |
| PIM, Game: 2 – 12 times       | Goal Streak: 3g – 4/12-4/16/22     | Career Shootout: 9-15          |

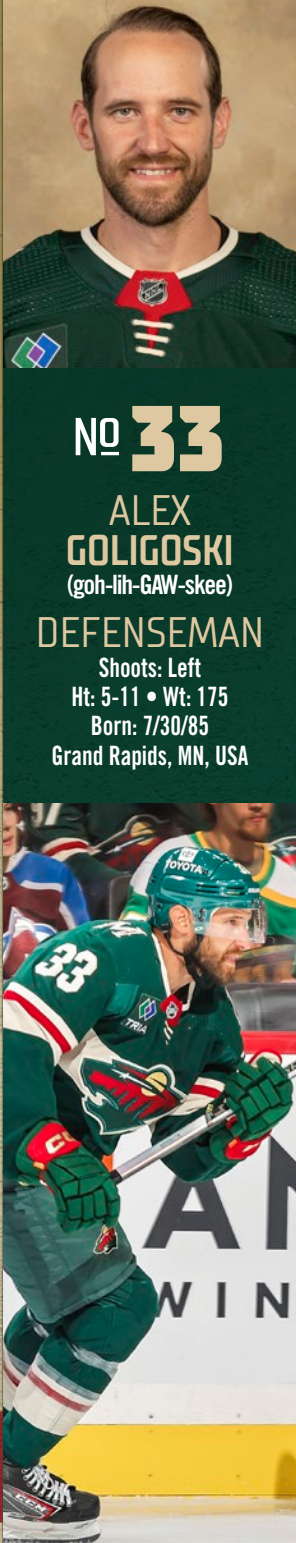


**FREDERICK GAUDREAU**

**No 89**







NO 33

ALEX GOLIGOSKI  
(goh-lih-GAW-skee)

DEFENSEMAN

Shoots: Left

Ht: 5-11 • Wt: 175

Born: 7/30/85

Grand Rapids, MN, USA

2022-23 HIGHLIGHTS

- Tallied two points (1-1=2) including the GWG at STL (3/15).
Recorded season-high eight blocked shots at DAL (12/4) - tied for the second most blocked shots in his career and tied for the second most in team history.
Notched season-highs with five shots and 25:19 in TOI vs. ANA (12/3).
Tallied GWG and plus-two rating in 2-1 OT win vs. CAR (11/19) - third career OT goal.
Played in 1,000th NHL game vs. VAN (10/20) becoming the 371st player and 123rd defenseman to reach milestone.

CAREER

- Ranked T-3rd among NHL defensemen and T-6th in the NHL in plus/minus rating in 2021-22.
Set career high and franchise record for plus/minus rating in 2021-22.
Ranked T-2nd among Wild defensemen in scoring in 2021-22.
Tallied assist at STL (4/16/22) to reach 30-point milestone for 10th time in career.
Led team in blocked shots and SHTOI, ranked second in TOI/game and third in plus/minus rating in 2020-21.
Led team in plus/minus rating, TOI/game and blocked shots and ranked second in assists in 2019-20.
Earned 300th career NHL assist at COL (10/12/19).
Reached the 20-assist mark for the 11th consecutive season in 2019-20. One of four defensemen to record 20-plus assists in each season from 2009-20.
Recorded 400th career NHL point (assist) vs. PIT (1/12/20).
Ranked second on team in blocked shots and TOI/game and third in assists in 2018-19.
Led team in blocked shots, ranked T-1st in GWG and second in TOI/game in 2017-18.
Finished second among team defensemen in goals, assists, points, PPP (11) and shots on goal in 2017-18.
Led team in blocked shots and SHTOI/game, ranked second in assists and fourth in scoring in 2016-17.
Ranked second on team in plus/minus rating and TOI/game in 2015-16. Plus/minus rating ranked T-17th in the NHL.
Ranked second among team defensemen in scoring and assists in 2015-16.
Led team in blocked shots and TOI/game and ranked fourth in assists and hits in 2014-15.
Established a career high in assists and ranked ninth among NHL defensemen in helpers in 2013-14.
Led team in TOI/game and blocked shots and ranked third in scoring and assists in 2013-14.
Set career highs with four assists and a plus-five rating vs. NSH (3/28/14).
Led team in assists and TOI/game and ranked T-1st in plus/minus rating in 2012-13.
Assist total ranked T-5th among NHL defensemen in 2012-13.
Led team in TOI/game in 2011-12.
Ranked first among team defensemen in goals and points and T-1st in assists in 2011-12.
Established career highs in games played, points, goals, PPG and GWG in 2010-11.
Tallied a career-high four points (1-3=4) vs. TB (1/5/11).
Recorded a career-high, seven-game point streak (4-4=8, 10/14-10/30/09).
Scored his first career NHL goal (PPG) in season-opening game vs. OTT (10/5/08, Auld).
Made NHL debut vs. BOS (2/13/08) and registered assist for first career NHL point at OTT (3/1/08).
Led Wilkes-Barre/Scranton defenseman in scoring in 2007-08. Ranked T-2nd on team in plus/minus rating and T-3rd in assists.
Collected five points (1-4=5) in eight games for Team USA at the 2012 IIHF World Championship.
Skated in seven games with Team USA at the 2005 IIHF World Junior Championship and recorded one assist.

PLAYOFF HIGHLIGHTS

- Ranked second on team in TOI/game in 2020 playoffs.
Led team defensemen and ranked fourth on team in scoring during 2016 playoffs.
Recorded playoff-best, four-game point streak (3-1=4, 4/22-5/1/16) during 2016 playoffs.
Ranked first on team in plus/minus rating during 2014 playoffs.
Ranked second among team defensemen and T-5th on team in scoring during 2010 playoffs.
Tallied first career multi-point Stanley Cup Playoff game with a PPG and an assist in Game 1 of 2010 Second Round vs. MTL (4/30/10).
Scored first career Stanley Cup Playoff goal in Game 1 of 2010 First Round vs. OTT (4/14/10, Elliott).
Won 2009 Stanley Cup with the Pittsburgh Penguins.
Registered an assist for first career Stanley Cup Playoff point in Game 6 of 2009 Second Round vs. WSH (5/11/09).
Made Stanley Cup Playoff debut in Game 5 of 2009 Second Round at WSH (5/9/09).

CAREER TRANSACTIONS

- Signed by Minnesota as a free agent, July 28, 2021; Acquired by Arizona from Dallas in exchange for a fifth-round selection (Colton Point) in the 2016 NHL Draft, June 16, 2016; Acquired by Dallas from Pittsburgh in exchange for James Neal and Matt Niskanen, Feb. 21, 2011; Selected by Pittsburgh in the second round (61st overall) of the 2004 NHL Draft.
Signed through 2023-24. Becomes an unrestricted free agent 2024-25.

PERSONAL

- He and his wife, Amanda have a son, Roman, and a daughter, Mila.
Loves to cook.
He is an avid collector of sports cards, he started collecting when he was a kid and never stopped.
Is an avid Green Bay Packers fan and considers Aaron Rodgers his favorite athlete.

GOLIGOSKI VS. NHL

Table with 12 columns: TEAM, GP, G, A, PTS, +/-, PIM. Rows include ANA, ARI, BOS, BUF, CAR, CBJ, CGY, CHI, COL, DAL, DET, EDM, FLA, LA, MIN, MTL, NYI, NYR, OTT, PHI, PIT, SEA, SJ, STL, TB, TOR, VAN, VEG, WPG, WSH.

GOLIGOSKI'S PROFESSIONAL CAREER

Table with 14 columns: SEASON, TEAM, LEAGUE, GP, G, A, PTS, +/-, PIM, PP, SH, GW, S, S%, BS, H, TOI. Rows include seasons from 2004-05 to 2022-23, and Wild/NHL Totals.

GOLIGOSKI'S PROFESSIONAL PLAYOFF CAREER

Table with 14 columns: SEASON, TEAM, LEAGUE, GP, G, A, PTS, +/-, PIM, PP, SH, GW, S, S%, BS, H, TOI. Rows include seasons 2007-08 to 2021-22, and Wild/NHL Totals.

GOLIGOSKI'S CAREER HIGHLIGHTS

- Goals, Game: 2 - three times
Assists, Game: 4 - vs. NSH, 3/28/14
Points, Game: 4 - two times
PIM, Game: 4 - 13 times
+/-, Game: 5 - two times
Shots, Game: 9 - at ARI, 3/29/11
TOI, Game: 32:07 - vs. PHI, 3/9/11
Goal Streak: 3g - three times
Assist Streak: 5g - 3/27-4/5/21
Point Streak: 7g - two times
Career Hat Tricks: None
Career Shootout: 2-5

## 2022-23 HIGHLIGHTS

- Set career highs in wins, games played and shutouts.
- Ranked 2nd in NHL in GAA and SV%.
- Went 11-1-6 with a 1.93 GAA, a .939 SV% and two shutouts in 18 starts since 2/11.
- Went 21-5-6 with a 1.91 GAA, a .936 SV% and three shutouts in last 33 games (32 starts) since 11/19.
- Allowed two goals or less in 25 of 37 starts.
- Named NHL's Third Star of Week (3/27).
- Made career-high 47 saves in 2-1 OTW at NJ (3/21).
- Went 6-0-4 with a 1.53 GAA, a .946 SV% and two shutouts in career-best 10 game point streak (2/11-3/12).
- Notched career best 177:13 SO streak (2/28-3/12) - 3rd best in team history/longest in NHL this year.
- Recorded career-best, six-game win streak 1.48 GAA, .945 SV% (11/19-12/18).
- Stopped all 35 shots faced in 3-0 win at VAN (12/10) – first career NHL shutout.
- Tallied first career assist in relief vs. LA (10/15) - 1st goalie in team history to tally assist in debut/12th Wild goalie to record assist.

## CAREER

- Played for three teams during 2020-21 season.
- Ranked second among NHL rookie goaltenders in SV% and third in GAA (minimum nine games played) in 2020-21.
- Went 5-1-1 with a 2.13 GAA and a .936 SV% in seven NHL starts in 2020-21.
- Stopped 35-of-36 shots faced to earn a 2-1 win in first career NHL start vs. CGY (3/22/21).
- Made NHL debut in relief effort and stopped all eight shots faced in regulation and 3-of-4 shootout attempts in a 3-2 SOL vs. VAN (3/17/21).
- Began 2020-21 season with Sodertalje (Allsvenskan) and led team in games played and wins.
- Represented Sweden as the third goaltender at the 2018 IIHF World Hockey Championship but did not appear in a game.
- Made 37 saves in North American professional debut to earn first career AHL victory in Belleville's 8-2 win vs. Laval (3/25/18) to become the youngest goaltender in franchise history (19 years, 291 days).
- Made 23 saves to earn first SHL playoff win in Luleå's 2-1 Game 2 victory at Brynäs (3/14/18).
- Led SHL rookies in shutouts (three) and ranked second in GAA and SV % in 2017-18.
- Allowed three goals or less in all nine SHL regular season appearances after returning from the 2018 IIHF World Junior Championship.
- Went 5-1 with a 1.81 GAA and a .924 SV% in six games to help Sweden earn a silver medal at the 2018 IIHF World Junior Championship.
- Ranked T-1st in the 2018 IIHF World Junior Championship in GAA and third in SV% and was voted to the tournament all-star team while also being recognized as the tournament's top goaltender.
- Went 3-1 with a 2.70 GAA and a .906 SV% in four games to help Sweden earn a bronze medal at the 2016 IIHF Under-18 World Championship.

## PLAYOFF HIGHLIGHTS

- Made his Stanley Cup Playoff debut 4/17/23, setting the single-game franchise postseason record in saves (51) and minutes played (92:20) in a 2-1 double-OT win at DAL in Game 1.
- Finished the 2023 postseason with a 2-3 record, 2.33 GAA and a .921 SV% in five starts.

## CAREER TRANSACTIONS

- Acquired by Minnesota from Ottawa in exchange for Cam Talbot, July 12, 2022; Acquired by Ottawa with Ian Cole and a first-round selection (K'Andre Miller) in the 2018 NHL Draft from Pittsburgh (as part of a three-way trade that also included Vegas) in exchange for Derick Brassard, Vincent Dunn and a third-round draft selection in the 2018 NHL Draft, February 23, 2018; Selected by Pittsburgh in the second round (55th overall) of the 2016 NHL Draft.
- Signed through 2025-26. Becomes an unrestricted free agent 2026-27.

## PERSONAL

- He and his wife, Anna, have a son, Lars Vollrad Dellmer, and two dogs, a Dalmatian and an Australian Shepherd.
- His favorite hockey memory is his first win in the NHL against Calgary.
- Enjoys PC Gaming and considers League of Legends his favorite game.
- Instagram: Filipgus

### GUSTAVSSON VS. NHL

TEAM	GP	W-L-OT	GAA	SHO	SV%	TEAM	GP	W-L-OT	GAA	SHO	SV%	TEAM	GP	W-L-OT	GAA	SHO	SV%	
ANA	2	2-0-0	2.40	0	0.923	EDM	-	-	-	-	-	SEA	-	-	-	-	-	-
ARI	2	0-1-0	4.38	0	0.757	FLA	3	0-2-0	2.94	0	0.900	SJ	2	0-1-1	2.93	0	0.902	
BOS	1	0-1-1	4.11	0	0.892	LA	4	1-3-0	2.52	0	0.929	STL	2	1-1-0	2.58	0	0.921	
BUF	-	-	-	-	-	MIN	1	0-0-0	4.87	0	0.884	TB	1	1-0-0	1.04	0	0.971	
CAR	1	1-0-0	0.98	0	0.952	MTL	3	0-2-0	3.95	0	0.885	TOR	2	1-0-0	2.48	0	0.912	
CBJ	1	1-0-0	0.92	0	0.971	NJ	2	2-0-0	1.38	0	0.961	VAN	4	2-1-0	2.64	1	0.922	
CGY	5	3-0-0	0.88	2	0.970	NSH	2	1-0-0	3.42	0	0.877	VGK	3	0-1-0	2.92	0	0.903	
CHI	2	2-0-0	1.50	0	0.954	NYI	3	2-1-0	2.29	0	0.920	WPG	4	4-0-0	1.25	0	0.958	
COL	3	1-2-0	4.45	0	0.892	NYR	1	0-1-1	2.05	0	0.939	WSH	2	1-1-0	2.97	0	0.902	
DAL	4	3-1-0	1.73	0	0.950	OTT	1	1-0-0	2.00	0	0.929							
DET	2	1-1-0	1.53	0	0.929	PIT	3	1-2-0	4.02	0	0.875							

### GUSTAVSSON'S CAREER STATISTICS

SEASON	TEAM	LEAGUE	GP	W	L	OT	GA	GAA	SV	SV%	SO	MIN
2015-16	Lulea HF	SWE-Jr.	20	8	11	0	62	3.22	519	0.893	0	1154
	Lulea HF	SWE	6	4	2	0	13	2.17	132	0.910	0	359
2016-17	Lulea HF	SWE-Jr.	6	3	3	0	13	2.09	168	0.928	0	373
	Lulea HF	SWE	15	4	10	0	38	2.70	393	0.911	0	845
2017-18	Lulea HF	SWE-Jr.	7	5	2	0	12	1.71	148	0.925	0	422
	Lulea HF	SWE	22	9	11	0	41	2.07	460	0.918	3	1190
2017-18	Belleville	AHL	7	2	4	0	19	3.01	197	0.912	0	379
2018-19	Brampton	ECHL	2	0	2	0	9	5.38	43	0.827	0	100
	Belleville	AHL	31	12	16	2	98	3.38	769	0.887	0	1740
2019-20	Belleville	AHL	24	15	6	3	75	3.23	598	0.889	1	1395
2020-21	Sodertalje SK	SWE-1	19	11	7	0	43	2.30	488	0.919	1	1123
	Belleville	AHL	13	5	7	1	37	2.86	373	0.910	1	776
	<b>OTTAWA</b>	<b>NHL</b>	<b>9</b>	<b>5</b>	<b>1</b>	<b>2</b>	<b>17</b>	<b>2.16</b>	<b>237</b>	<b>0.933</b>	<b>0</b>	<b>472</b>
2021-22	Belleville	AHL	20	11	6	1	45	2.50	485	0.915	2	1082
	<b>OTTAWA</b>	<b>NHL</b>	<b>18</b>	<b>5</b>	<b>12</b>	<b>1</b>	<b>62</b>	<b>3.55</b>	<b>512</b>	<b>0.892</b>	<b>0</b>	<b>1048</b>
<b>2022-23</b>	<b>MINNESOTA</b>	<b>NHL</b>	<b>39</b>	<b>22</b>	<b>9</b>	<b>7</b>	<b>81</b>	<b>2.10</b>	<b>1092</b>	<b>0.931</b>	<b>3</b>	<b>2311</b>
<b>WILD TOTALS</b>			<b>39</b>	<b>22</b>	<b>9</b>	<b>7</b>	<b>81</b>	<b>2.10</b>	<b>1092</b>	<b>0.931</b>	<b>3</b>	<b>2311</b>
<b>NHL TOTALS</b>			<b>66</b>	<b>32</b>	<b>22</b>	<b>10</b>	<b>160</b>	<b>2.51</b>	<b>1841</b>	<b>0.920</b>	<b>3</b>	<b>3831</b>

### GUSTAVSSON'S CAREER PLAYOFF STATISTICS

SEASON	TEAM	LEAGUE	GP	W	L	GA	GAA	SV	SV%	SO	MIN
2021-22	Belleville	AHL	2	0	2	8	3.11	54	0.871	0	155
<b>2022-23</b>	<b>MINNESOTA</b>	<b>NHL</b>	<b>5</b>	<b>2</b>	<b>3</b>	<b>12</b>	<b>2.33</b>	<b>139</b>	<b>0.921</b>	<b>0</b>	<b>309</b>
<b>NHL/WILD TOTALS</b>			<b>5</b>	<b>2</b>	<b>3</b>	<b>12</b>	<b>2.33</b>	<b>139</b>	<b>0.921</b>	<b>0</b>	<b>309</b>

### GUSTAVSSON'S CAREER HIGHLIGHTS

**Saves, Game:** 47 – at NJ, 3/21/23  
**Shots Faced, Game:** 48 – at NJ, 3/21/23  
**Goals Allowed, Game:** 6 – two times  
**Consecutive Starts:** 3g – two times  
**Winning Streak:** 6g – 11/19 - 12/18/22  
**Point Streak:** 10g (6-0-4) – 2/11 - 3/12/23

**Losing Streak:** 8g – 11/22/21-3/19/22  
**Winless Streak:** 8g – 11/22/21-3/19/22  
**Shutout Streak:** 177:13 – 2/28-3/12/23  
**Shutouts:** 3, last, vs. CGY, 3/7/23  
**Career Shootout Record:** 6-5 (28/41, .683 SV%)



FILIP GUSTAVSSON

NO 32





RYAN HARTMAN

NO 38



NO 38

RYAN HARTMAN

CENTER  
Shoots: Right  
Ht: 6-0 • Wt: 101  
Born: 9/20/94  
Hilton Head Island, SC, USA



## 2022-23 HIGHLIGHTS

- Ranked T-1st in GWG, second in PIM, fifth in multi-point games (7) and sixth in scoring and shots on goal.
- Recorded a point in a season-high four consecutive games (2-2=4, 3/23-3/29).
- Played in 500th career game at Colorado (3/29).
- Registered a season-high three points at STL (2-1=3), including the GWG (3/15).
- Recorded 100th career goal in a two-goal performance vs. LA (2/21).
- Tallied 200th career point with an assist at OTT (10/27).

## CAREER

- Set career highs in games played, points, goals, assists and PIM in 2021-22.
- Recorded first career SHG at ANA (1/20/21).
- Led team in PIM, ranked second in takeaways (34) and T-5th in blocked shots in 2019-20.
- Blocked shot total was a career high and ranked T-1st among team forwards in 2019-20.
- Tallied two points (1-1=2) at ARI (12/19/19) - second point (assist) was 100th career NHL point.
- Recorded six shots in first period vs. ARI (11/14/19) to tie franchise record for most shots in first period.
- Registered career highs with four assists, five points (1-4=5) and a plus-5 rating vs. PIT (10/5/17).
- Notched first career NHL hat trick with three goals in third period of 5-2 win vs. NSH (1/8/17).
- Ranked fourth in plus/minus rating, T-5th in GWG, T-7th in goals, eighth in shots on goal and 11th in hits among NHL rookies in 2016-17.
- Ranked second on team in hits in 2016-17.
- Notched first career NHL goal vs. STL (10/12/16, Allen).
- Played in 2016 AHL All-Star Challenge.
- Recorded an assist for first career NHL point vs. STL (11/4/15).
- Made NHL debut vs. NJ (2/13/15).
- Ranked fifth among AHL rookies in shots on goal and sixth in PIM in 2014-15.
- Led team in shots on goal, ranked second in PIM, T-3rd in games played, T-4th in PPG and plus/minus rating and sixth in scoring in 2014-15.
- Led team rookies in games played, goals, assists, points and shots on goal and ranked second in plus/minus rating in 2014-15.
- Recorded four points (2-2=4) in four games for the United States at 2014 IIHF World Junior Championship.
- Led team in assists, ranked T-1st in scoring, second in goals and third in PPG and PIM and served as an alternate captain in 2013-14.
- Played in the CHL's Top Prospects Game in 2013 as a member of the Plymouth Whalers.
- Tallied three points (2-1=3) in seven contests at the 2013 IIHF World Junior Championship to help the United States win the gold medal.
- Led team in PIM and ranked T-3rd in assists and scoring in 2012-13.
- Recorded six points (2-4=6) in six games to help Team USA win the gold medal at the 2012 IIHF World Under-18 Championship.
- Ranked second on the United States National Development Program Under-18 team in scoring and assists in 2011-12, and served as an alternate captain.
- Led United States National Development Program Under-17 team in scoring in 2010-11.

## PLAYOFF HIGHLIGHTS

- Ranked T-1st on team in scoring during 2023 playoffs.
- Scored GWG 12:20 into the second overtime of Game 1 of 2023 First Round at DAL (4/17/23) ending the longest game in Wild history.
- Ranked T-1st on team in goals and third in shots on goal in 2021 playoffs.
- Collected GWG in Game 6 of 2021 First Round vs. VGK (5/26/21).
- Notched first career playoff point streak with an assist in Game 3 of 2018 Second Round at WPG (5/1/18) and a goal in Game 4 of 2018 Second Round at WPG (5/3/18).
- Tallied first career Stanley Cup Playoff goal (GWG, EN) in Game 2 of 2018 First Round vs. COL (4/14/18).
- Made NHL Stanley Cup Playoff debut in Game 1 of 2017 First Round vs. NSH (4/13/17).

## CAREER TRANSACTIONS

- Signed by Minnesota as a free agent, July 1, 2019; Acquired by Dallas from Philadelphia in exchange for Tyler Pitlick, June 24, 2019; Acquired by Philadelphia with a fourth-round selection in the 2020 NHL Draft (Thimo Nickl) from Nashville in exchange for Wayne Simmonds, Feb. 25, 2019; Acquired by Nashville with a fifth-round selection (Spencer Stastney) in the 2018 NHL Draft from Chicago in exchange for Victor Ejdsell and a first-round selection (Nicolas Beaudin) and fourth-round selection (Philipp Kurashev) in the 2018 NHL Draft, Feb. 26, 2018; Selected by Chicago in the first round (30th overall) of the 2013 NHL Draft.
- Signed through 2026-27. Becomes an unrestricted free agent 2027-28.

## PERSONAL

- He enjoys spending time on the golf course and hunting when he's not playing hockey.
- His favorite video game is MLB The Show and his favorite team is the Chicago Cubs.
- X: R\_Hartman24, Instagram: RHartzy18

### HARTMAN VS. NHL

TEAM	GP	G	A	PTS	+/-	PIM	TEAM	GP	G	A	PTS	+/-	PIM	TEAM	GP	G	A	PTS	+/-	PIM
ANA	23	8	6	14	11	15	EDM	15	3	4	7	2	41	PIT	11	2	6	8	5	4
ARI	23	6	8	14	10	12	FLA	13	1	0	1	-8	13	SEA	4	3	3	6	2	4
BOS	11	1	1	2	0	8	LA	23	3	3	6	-5	6	SJ	23	1	13	14	0	31
BUF	11	5	2	7	4	6	MIN	13	3	1	4	2	4	STL	30	11	6	17	-6	30
CAR	11	0	3	3	0	32	MTL	12	1	0	1	0	11	TB	12	1	3	4	-1	21
CBJ	13	1	8	9	5	10	NJ	13	3	4	7	4	30	TOR	12	2	0	2	-7	8
CGY	15	1	1	2	-3	19	NSH	16	4	2	6	1	8	VAN	16	8	4	12	8	6
CHI	13	4	2	6	8	8	NYI	13	2	5	7	3	25	VGK	18	4	4	8	-3	18
COL	32	9	8	17	6	26	NYR	13	1	4	5	-7	10	WPG	21	5	3	8	6	22
DAL	27	7	7	14	5	34	OTT	13	2	3	5	1	14	WSH	15	1	5	6	2	21
DET	12	2	5	7	5	4	PHI	9	2	2	4	5	4							

### HARTMAN'S CAREER STATISTICS

SEASON	TEAM	LEAGUE	GP	G	A	PTS	+/-	PIM	PP	SH	GW	S	S%	BS	H	TOI	FO%
2013-14	Rockford	AHL	9	3	4	7	-1	8	1	0	1	16	18.8	-	-	-	-
2014-15	CHICAGO	NHL	5	0	0	0	-1	2	0	0	0	8	0.0	2	11	8:17	-
	Rockford	AHL	69	13	24	37	14	120	3	0	2	173	7.5	-	-	-	-
2015-16	CHICAGO	NHL	3	0	1	1	-1	0	0	0	0	3	0.0	3	5	9:14	25.0
	Rockford	AHL	61	15	20	35	16	129	2	1	2	171	8.8	-	-	-	-
2016-17	CHICAGO	NHL	76	19	12	31	13	70	1	0	4	170	11.2	30	121	12:46	40.3
2017-18	CHICAGO	NHL	57	8	17	25	5	58	1	0	0	96	8.3	25	94	12:48	46.2
	NASHVILLE	NHL	21	3	3	6	-4	14	0	0	2	33	9.1	13	19	13:46	37.5
2018-19	NASHVILLE	NHL	64	10	10	20	7	44	0	0	2	113	8.8	21	69	13:26	15.4
	PHILADELPHIA	NHL	19	2	4	6	-6	30	0	0	0	32	6.3	18	38	12:03	66.7
2019-20	MINNESOTA	NHL	69	9	11	20	4	69	1	0	1	114	7.9	54	44	12:15	54.6
2020-21	MINNESOTA	NHL	51	7	15	22	0	33	0	1	2	74	9.5	33	55	15:04	41.5
2021-22	MINNESOTA	NHL	82	34	31	65	31	95	1	0	7	239	14.2	48	72	18:11	44.8
2022-23	MINNESOTA	NHL	59	15	22	37	7	90	1	2	6	149	10.1	48	62	16:18	42.9
WILD TOTALS			261	65	79	144	42	287	3	3	16	576	11.3	183	233	15:35	44.3
NHL TOTALS			506	107	126	233	55	505	5	3	24	1031	10.4	295	590	14:15	44.2

### HARTMAN'S CAREER PLAYOFF STATISTICS

SEASON	TEAM	LEAGUE	GP	G	A	PTS	+/-	PIM	PP	SH	GW	S	S%	BS	H	TOI	FO%
2012-13	Plymouth	OHL	9	4	2	6	4	16	0	0	0	-	-	-	-	-	-
2013-14	Plymouth	OHL	5	0	4	4	-6	8	0	0	0	-	-	-	-	-	-
2014-15	Rockford	AHL	8	2	1	3	-6	8	1	0	1	19	10.5	-	-	-	-
2015-16	Rockford	AHL	3	1	0	1	2	4	1	0	1	8	12.5	-	-	-	-
2016-17	CHICAGO	NHL	4	0	0	0	-3	14	0	0	0	6	0.0	2	7	11:34	66.7
2017-18	NASHVILLE	NHL	9	2	1	3	0	10	0	0	1	12	16.7	4	12	11:57	42.9
2019-20	MINNESOTA	NHL	4	0	0	0	0	9	0	0	0	6	0.0	4	7	11:30	50.0
2020-21	MINNESOTA	NHL	7	2	0	2	-5	2	0	0	1	17	11.8	9	7	17:06	48.9
2021-22	MINNESOTA	NHL	6	0	5	5	0	2	0	0	0	10	0.0	5	4	17:23	43.8
2022-23	MINNESOTA	NHL	5	2	3	5	3	16	0	0	1	14	14.3	6	8	18:51	41.7
WILD TOTALS			22	4	8	12	-2	29	0	0	2	47	8.5	24	26	16:33	45.3
NHL TOTALS			35	6	9	15	-5	53	0	0	3	65	9.2	30	45	14:47	45.5

### HARTMAN'S CAREER HIGHLIGHTS

- Goals, Game:** 3 – vs. NSH, 1/8/17
- Assists, Game:** 4 – vs. PIT, 10/5/17
- Points, Game:** 5 – vs. PIT, 10/5/17
- PIM, Game:** 17 – three times
- +/-, Game:** 5 – vs. PIT, 10/5/17
- Shots, Game:** 10 – vs. NJ, 12/2/21
- TOI, Game:** 27:22 – vs. WSH, 1/8/22
- Goal Streak:** 3g – three times
- Assist Streak:** 4g – 12/12/21-1/1/22
- Point Streak:** 5g – 11/24-12/2/21
- Career Hat Tricks:** One
- Career Shootout:** 0-3

## 2022-23 HIGHLIGHTS

- Recorded 18 pts (6-12=18), a plus-six rating and two game-winning goals in 20 games with Wild.
- Tallied five multi-point games with Minnesota.
- Tallied 17 points (6-11=17) in last 16 games played.
- Tied season-high with three points (2-1=3) and plus-three rating at CHI (4/10).
- Skated season-high 22:36 at VGK (4/1).
- Tallied season-best, four-game point streak (1-3=4, 1/26-2/11).
- Played in 800th career NHL game vs. MIN (1/17).

## CAREER

- Tallied two assists at MTL (3/11/22) to reach 400 career points.
- Served as an alternate captain with Buffalo in 2019-20.
- Skated a career-best 24:32 vs. NYI (2/7/19).
- Recorded 200th career NHL assist vs. MTL (11/21/18).
- Notched 300th career NHL point with his second assist of the game at WSH (12/30/17).
- Set career-highs in goals, points and plus/minus rating in 2016-17. Tied career best in games played.
- Tallied a career-best four points (0-4=4) at MIN (3/28/17).
- Scored 100th career NHL goal at ANA (3/12/17).
- Notched four consecutive multi-point games and career-best, four-game goal streak (4-4=8, 2/5-2/11/17).
- Set career highs in PPA (15) and PPP (21) in 2013-14.
- Scored first career NHL goal vs. BOS (10/19/10, Thomas).
- Made NHL debut at ATL (10/8/10).
- Won regular-season title and earned the Le Mat Trophy as SHL Playoff Champions in 2008-09 with Farjestad BK.
- Recorded 41 points (13-28=41) in 38 career Under-18 Allsvenskan games and 20 points (6-14=20) in 12 Under-18 Elite contests in Sweden.
- Tallied 26 points (11-15=26) in 22 career Under-18 playoff matches.
- Won the Under-18 Allsvenskan title in 2007 and earned silver medals in 2006 and 2008.
- Has represented Sweden in five international tournaments.
- Recorded one assist in five games as Sweden won the silver medal at the 2014 Winter Olympic Games.
- Notched six points (1-5=6) in five games and served as captain as Sweden claimed the bronze medal at the 2010 IIHF World Junior Championship.
- Recorded two goals in six games as Sweden won the silver medal at the 2009 IIHF World Junior Championship.
- Notched five points (3-2=5) in six games as Sweden lost to the United States in the bronze medal game at the 2008 IIHF Under-18 World Championship.
- Tallied four assists and a plus-5 rating in six games to help Sweden claim the bronze medal at the 2007 IIHF Under-18 World Championship.

## PLAYOFF HIGHLIGHTS

- Set playoff career highs in GP (22), goals (4), assists (7) and points (11) in 2019 postseason to help the Bruins reach Stanley Cup Final.
- Scored GWG in Game 7 of Eastern Conference Quarterfinal vs. TOR (4/23/19).
- Tallied two goals including GWG in overtime in 2-1 series clinching win in Game 6 of Eastern Conference Quarterfinal at TOR (4/23/17).
- Scored GWG in Game 1 of Eastern Conference Quarterfinal vs. NYR (5/2/13).
- Ranked T-3rd on team in scoring during 2011 playoffs.
- Scored first two playoff goals in third period of Game 4 of Eastern Conference Quarterfinal vs. NYR (4/20/11).
- Made Stanley Cup Playoff debut in Game 1 of Eastern Conference Quarterfinal vs. NYR (4/13/11).

## CAREER TRANSACTIONS

- Acquired by Minnesota from Washington in exchange for a third-round selection in the 2024 NHL Draft, Feb. 28, 2023; Acquired by Washington from Seattle in exchange for Daniel Sprong, a fourth-round selection (Cole Spicer) in the 2022 NHL Draft and a third-round selection (Visa Vedenpaa) in the 2023 NHL Draft, March 21, 2022; Signed by Seattle as a free agent, Aug. 6, 2021; Acquired by Minnesota from Buffalo in exchange for Eric Staal, Sept. 16, 2020; Signed by Buffalo as a free agent, July 6, 2019; Acquired by Boston from New Jersey in exchange for a second-round selection (Nikita Okhotyuk) in the 2019 NHL Draft and a fourth-round selection (Ethan Edwards) in the 2020 NHL Draft, Feb. 25, 2019; Acquired by New Jersey from Washington in exchange for a second-round selection (Martin Fehervary) and a third-round selection (Linus Karlsson) in the 2018 NHL Draft, July 2, 2017; Selected by Washington in the first round (24th overall) of the 2009 NHL Draft.
- Signed through 2024-25. Becomes an unrestricted free agent 2025-26.

## PERSONAL

- His brother, Martin, is a forward for TPS in the Finnish Elite League (Liiga).
- Enjoys spending time with his family and playing golf in the offseason.
- Lists Call of Duty as his favorite video game.

### JOHANSSON VS. NHL

TEAM	GP	G	A	PTS	+/-	PIM	TEAM	GP	G	A	PTS	+/-	PIM	TEAM	GP	G	A	PTS	+/-	PIM
ANA	23	5	4	9	-8	4	EDM	17	1	8	9	5	4	PIT	40	10	13	23	7	4
ARI	20	3	9	12	0	0	FLA	30	5	10	15	-4	2	SEA	3	1	3	4	4	0
BOS	30	8	11	19	5	6	LA	22	7	6	13	-1	6	SJ	30	4	8	12	-8	0
BUF	28	12	7	19	1	2	MIN	15	4	7	13	5	0	STL	28	2	3	5	-14	0
CAR	40	7	11	18	8	6	MTL	30	5	17	22	4	4	TB	39	8	14	22	-8	12
CBJ	31	8	11	19	9	8	NY	32	4	6	10	1	4	TOR	36	10	8	18	-13	6
CGY	17	3	7	10	-2	2	NSH	19	2	12	14	-1	6	VAN	18	6	6	12	-2	4
CHI	18	5	6	11	-4	4	NYI	38	3	19	22	-3	6	VGK	13	2	6	8	-4	0
COL	23	5	8	13	-3	8	NYR	35	9	12	21	-8	2	WPG	32	5	18	23	0	0
DAL	17	1	3	4	-6	0	OTT	31	5	6	11	-10	4	WSH	10	2	6	8	-2	0
DET	29	4	11	15	8	8	PHI	39	7	12	19	-6	8							

### JOHANSSON'S CAREER STATISTICS

SEASON	TEAM	LEAGUE	GP	G	A	PTS	+/-	PIM	PP	SH	GW	S	S%	BS	H	TOI	FO%
2010-11	WASHINGTON	NHL	69	13	14	27	2	10	2	1	2	102	12.7	22	47	14:43	40.5
	Hershey	AHL	2	0	0	0	1	0	0	0	0	3	0.0	-	-	-	-
2011-12	WASHINGTON	NHL	80	14	32	46	-5	8	1	0	3	90	15.6	28	61	16:48	43.2
2012-13	WASHINGTON	NHL	34	6	16	22	3	4	3	0	1	40	15.0	6	14	16:35	46.0
	Bofors IK	Swe-1	16	8	10	18	8	-2	-	-	-	-	-	-	-	-	-
2013-14	WASHINGTON	NHL	80	8	36	44	-21	4	6	0	1	107	7.5	27	49	17:32	34.7
2014-15	WASHINGTON	NHL	82	20	27	47	6	10	3	0	1	138	14.5	18	69	16:29	43.8
2015-16	WASHINGTON	NHL	74	17	29	46	12	16	6	0	7	132	12.9	24	38	16:38	46.0
2016-17	WASHINGTON	NHL	82	24	34	58	25	10	5	0	5	129	18.6	22	32	17:00	46.4
2017-18	NEW JERSEY	NHL	29	5	9	14	-11	14	1	0	0	42	11.9	9	8	15:59	48.6
2018-19	NEW JERSEY	NHL	48	12	15	27	-15	8	2	0	1	103	11.7	18	23	16:27	31.8
	BOSTON	NHL	10	1	2	3	-1	0	0	0	0	12	8.3	6	5	13:25	33.3
2019-20	BUFFALO	NHL	60	9	21	30	-12	20	1	0	1	87	10.3	22	39	17:09	40.0
2020-21	MINNESOTA	NHL	36	6	8	14	-10	4	2	0	3	46	13.0	12	12	15:56	37.6
2021-22	SEATTLE	NHL	51	6	17	23	-22	4	3	0	1	81	7.4	18	17	16:34	38.8
	WASHINGTON	NHL	18	3	3	6	-4	0	0	0	1	30	10.0	8	14	14:50	55.6
2022-23	WASHINGTON	NHL	60	13	15	28	-3	8	4	1	5	95	13.7	16	25	16:05	40.9
	MINNESOTA	NHL	20	6	12	18	6	0	1	1	2	42	14.3	7	1	6:25	
WILD TOTALS			56	12	20	32	-4	4	3	1	5	88	13.6	19	13	39:8	37.6
NHL TOTALS			833	163	290	453	-50	120	40	3	34	1,276	12.8	263	454	41:4	41.3

### JOHANSSON'S CAREER PLAYOFF STATISTICS

SEASON	TEAM	LEAGUE	GP	G	A	PTS	+/-	PIM	PP	SH	GW	S	S%	BS	H	TOI	FO%
2010-11	WASHINGTON	NHL	9	2	4	6	-2	0	0	0	0	14	14.3	5	8	18:22	41.1
2011-12	WASHINGTON	NHL	14	1	2	3	-6	0	0	0	0	22	4.5	8	20	19:35	46.2
2012-13	WASHINGTON	NHL	7	1	1	2	-3	0	0	0	1	13	7.7	3	6	16:59	25.0
2014-15	WASHINGTON	NHL	14	1	3	4	2	2	0	0	0	18	5.6	3	34	17:38	100.0
2015-16	WASHINGTON	NHL	12	2	5	7	-2	2	2	0	0	25	8.0	8	19	16:41	21.7
2016-17	WASHINGTON	NHL	13	2	6	8	-1	2	0	0	1	23	8.7	2	29	19:30	25.0
2017-18	NEW JERSEY	NHL	3	0	0	0	-2	0	0	0	0	4	0.0	0	0	5:17	50.0
2018-19	BOSTON	NHL	22	4	7	11	0	0	2	0	1	36	11.1	6	15	14:01	53.8
2020-21	MINNESOTA	NHL	3	0	0	0	-1	0	0	0	0	1	0.0	0	0	8:11	39.0
2021-22	WASHINGTON	NHL	6	1	1	2	1	0	0	0	1	9	11.1	6	10	15:00	57.1
2022-23	MINNESOTA	NHL	6	2	0	2	-5	0	1	0	1	14	14.3	3	11	20:18	35.7
WILD TOTALS			9	2	0	2	-6	0	1	0	1	15	13.3	3	19	17:25	27.8
NHL TOTALS			109	16	29	45	-19	6	5	0	5	179	8.9	44	165	17:07	39.1

### JOHANSSON'S CAREER HIGHLIGHTS

- |   |   |   |
|---|---|---|
| <b>Goals, Game:</b> 2 – 13 times          | <b>+/-, Game:</b> 3 – 12 times            | <b>Assist Streak:</b> 5g – 3/23-3/31/17 |
| <b>Assists, Game:</b> 4 – at MIN, 3/28/17 | <b>Shots, Game:</b> 8 – two times         | <b>Point Streak:</b> 5g – two times     |
| <b>Points, Game:</b> 4 – at MIN, 3/28/17  | <b>TOI, Game:</b> 24:32 – vs. NYI, 2/7/19 | <b>Career Hat Tricks:</b> None          |
| <b>PIM, Game:</b> 4 – three times         | <b>Goal Streak:</b> 4g – 2/5-2/11/17      | <b>Career Shootout:</b> 1-8             |



**NO 90**  
**MARCUS JOHANSSON**  
 (MAHR-kuhs joh-HAN-suhn)  
**CENTER**  
 Shoots: Left  
 Ht: 6-1 • Wt: 102  
 Born: 10/6/90  
 Landskrona, SWE



**MARCUS JOHANSSON**



**NO 90**

## 2022-23 HIGHLIGHTS

- Set a new single-season franchise record with 17 power-play goals.
- Scored 40th goal of the season vs. WPG (4/11) to become the first player in franchise history to record multiple 40 goal seasons.
- Registered a hat trick in 3-2 OTW vs CBJ (2/26), becoming the third Wild player to complete hat trick in OT and the fifth player in NHL history to conclude natural hat trick with GWG in OT.
- Scored sixth career OTG vs CBJ (2/2), tied for the most in franchise history (Dumba).
- Tallied 100th career goal at CAR (1/19), becoming the third fastest active player to reach 100 goals.
- Skated a career high 26:39 vs STL (1/8).
- Recorded 200th career point vs OTT (12/18) in three-point game (1-2=3), to become fourth fastest active player to reach milestone, tied for 22nd fastest in NHL history.
- Recorded a point in 14 consecutive games, setting a new franchise record (9-12=21, 11/9-12/9).
- Scored a goal in seven consecutive games, setting a new franchise record (7-6=13, 11/23-12/7).
- Registered an assist in nine consecutive games, setting a new franchise record (4-11=15, 11/11-12/1).
- Ranked second among active NHL players in goals (113) and fifth in scoring (232 points) through 200 career games.
- Selected to his second NHL All-Star game, becoming the fifth player in franchise history to be selected to multiple All-Star games.

## CAREER

- Led team in scoring (5th in NHL), goals (5th in NHL), PPG (14), PPP (31), multi-point games and shots (9th in NHL), ranked T-1st in OT goals (2) and fourth in plus/minus rating in 2021-22.
- Set single season franchise records in points, goals, assists, even-strength points (77) and multi-point games (32) in 2021-22.
- Tied franchise record for even strength goals in 2021-22 (33, Hartman).
- Ranked T-3rd in the NHL in even strength points and T-5th in even strength goals in 2021-22.
- Tallied two assists vs. MTL (1/24/22) to become the fifth active NHL player to reach 100 points in 92 games played or fewer.
- Recorded career-best four points and plus-4 rating vs. DAL (11/18/21) and vs. WPG (11/26/21).
- Finished seventh in voting for the Hart Trophy (6/21/22).
- Recipient of 2021 Calder Memorial Trophy (6/29/21). Received 99 out of 100 first place votes.
- Ranked T-3rd in NHL in third period goals (12), T-7th in EVG (19) and eighth in goals in 2020-21.
- Led NHL rookies in scoring, goals, PPG (8) and shots on goal, ranked second in assists and PPP (13) and T-3rd in plus/minus rating in 2020-21.
- Led team in scoring, goals and PPG, ranked second in shots on goal and PPP (13) in 2020-21.
- Set franchise rookie records in points, goals, assists, PPG and goal streak (5g, 6-0=6, 4/17-4/24/21).
- Tallied Wild rookie record three PPP (2-1=3) vs. COL (4/7/21).
- Recorded three goals in third period vs. ARI (3/12/21). Tied franchise rookie records for goals, shots (8) and plus/minus in a game (plus-4) and became third player in team history to tally three goals in a period.
- First rookie in team history to record three straight multi-point games (1-5=6, 2/20-2/24/21).
- Recorded an assist on OT goal at LA (1/16/21) to become first player in NHL history to score an overtime point in first two games.
- Notched three points (1-2=3) in NHL debut including GWG in 4-3 OT win at LA (1/14/21). Most points by a Wild player in debut and third player in NHL history to score in overtime in debut.
- Appeared in five consecutive KHL All-Star Games (2016, 2017, 2018, 2019 and 2020).
- Led KHL in goals for the second straight season and ranked third in scoring, T-4th in GWG and fifth in plus/minus rating in 2019-20.
- Tallied 100th career goal (10/15/19) to become the youngest player in KHL history to reach 100 goals at 22 years, 170 days.
- Set a record for most points in a season by an under-20 player in the KHL in 2016-17.
- Represented the Olympic Athletes from Russia (OAR) at the 2018 Winter Olympics registering nine points (5-4=9) in six games.
- Recorded four points (1-3=4), including the GWG (PPG) in gold medal game as OAR defeated Germany 4-3 in overtime (2/25/18).
- Ranked T-1st in the 2018 Olympics in goals, T-2nd in scoring, T-3rd with a plus-7 rating and T-4th in shots on goal.
- Served as team captain and recorded 12 points (9-3=12) in seven games as Russia won the bronze medal at the 2017 IIHF World Junior Championship.
- Ranked first in goals and T-1st in scoring at the 2017 IIHF World Junior Championship. Named to the World Junior Championship All-Star Team and named the best forward at the tournament.

## PLAYOFF HIGHLIGHTS

- Led team in scoring, goals, PPG, GWG and shots in 2022 playoffs.
- Set franchise record for most goals in a playoff series with seven in 2022 First Round vs. STL.
- Notched first career playoff hat trick in Wild history in Game 2 of 2022 First Round vs. STL (5/4).
- Tallied four-game goal streak in Games 2-5 of 2022 First Round vs. STL to tie franchise playoff record.
- Registered two PPG in Game 5 of 2022 First Round vs. STL (5/10) to tie team record for PPG in a playoff game.
- Recorded GWG in Games 2 and 3 of 2022 First Round series vs. STL.
- Ranks T-2nd in GWG and T-4th in goals in team history in Stanley Cup Playoffs.
- Ranked T-1st on team in goals and scoring during 2021 playoffs. Led team forwards in TOI/game.
- Recorded first career Stanley Cup Playoff goal in Game 5 of 2021 First Round at VGK (5/24/21, Fleury).
- Tallied assist for first career playoff point in Game 3 of 2021 First Round vs. VGK (5/20/21).

## CAREER TRANSACTIONS

- Selected by Minnesota in the fifth round (135th overall) of the 2015 NHL Draft.
- Signed through 2025-26. Becomes an unrestricted free agent 2026-27.

## PERSONAL

- His favorite video game is Counter-Strike and his favorite athlete is Roger Federer.
- His favorite hockey memory is winning a gold medal at the 2018 Olympics.
- Instagram: KirillKaprizov

### KAPRIZOV VS. NHL

TEAM	GP	G	A	PTS	+/-	PIM	TEAM	GP	G	A	PTS	+/-	PIM	TEAM	GP	G	A	PTS	+/-	PIM
ANA	14	4	10	14	4	6	EDM	6	1	8	9	3	0	SEA	5	1	5	6	-1	2
ARI	14	9	11	20	4	4	FLA	4	3	5	8	-4	0	SJ	13	5	5	10	3	0
BOS	3	3	0	3	1	6	LA	14	8	6	14	7	11	STL	13	5	4	9	0	4
BUF	4	4	2	6	1	4	MTL	4	2	3	5	1	0	TB	4	3	2	5	1	0
CGY	6	3	1	4	0	6	NJ	3	2	1	3	6	2	TOR	4	1	2	3	-3	0
CAR	4	3	2	5	2	6	NSH	6	3	4	7	-3	4	VAN	6	5	5	10	7	6
CHI	6	3	5	8	6	6	NYI	4	2	2	4	2	0	VGK	12	7	3	10	0	6
COL	14	10	5	15	-5	2	NYR	4	1	3	4	-4	2	WPG	8	3	11	14	5	4
CBJ	4	7	0	7	5	2	OTT	4	3	4	7	4	0	WSH	2	0	0	0	0	0
DAL	8	6	6	12	-3	0	PHI	3	1	2	3	3	2							
DET	4	4	2	6	1	0	PIT	3	2	1	3	-2	0							

### KAPRIZOV'S PROFESSIONAL CAREER

SEASON	TEAM	LEAGUE	GP	G	A	PTS	+/-	PIM	PP	SH	GW	S	S%	BS	H	TOI	FO%
2014-15	Novokuznetsk	KHL	31	4	4	8	-4	6	0	0	0	43	9.3	6	16	11:00	-
2015-16	Novokuznetsk	KHL	53	11	16	27	-4	10	3	0	4	114	9.6	21	30	17:21	53.7
2016-17	Salavat Yulaev	KHL	49	20	22	42	9	66	5	0	1	133	15.0	13	18	15:30	36.4
2017-18	CSKA Moscow	KHL	46	15	25	40	22	14	5	0	6	97	15.5	17	24	16:05	0.0
2018-19	CSKA Moscow	KHL	57	30	21	51	34	16	7	0	11	161	18.6	22	13	17:15	-
2019-20	CSKA Moscow	KHL	57	33	29	62	32	10	6	0	6	171	19.3	19	22	17:01	66.7
2020-21	MINNESOTA	NHL	55	27	24	51	10	16	8	0	3	157	17.2	18	29	18:18	12.5
2021-22	MINNESOTA	NHL	81	47	61	108	27	34	14	0	5	289	16.3	29	73	19:06	55.6
2022-23	MINNESOTA	NHL	67	40	35	75	4	35	17	0	6	261	15.3	28	66	21:07	40.0
WILD/NHL TOTALS			203	114	120	234	41	85	39	0	14	707	16.1	75	168	19:33	26.3

### KAPRIZOV'S PROFESSIONAL PLAYOFF CAREER

SEASON	TEAM	LEAGUE	GP	G	A	PTS	+/-	PIM	PP	SH	GW	S	S%	BS	H	TOI	FO%
2016-17	Salavat Yulaev	KHL	5	3	0	3	-1	0	2	0	0	16	18.8	1	2	17:54	0.0
2017-18	CSKA Moscow	KHL	19	2	8	10	1	4	0	0	1	40	5.0	11	8	18:50	0.0
2018-19	CSKA Moscow	KHL	19	4	10	14	5	6	2	0	1	50	8.0	9	9	17:43	-
2019-20	CSKA Moscow	KHL	4	2	2	4	2	2	1	0	1	9	22.2	1	3	17:05	0.0
2020-21	MINNESOTA	NHL	7	2	1	3	-3	4	1	0	0	10	20.0	5	14	18:52	-
2021-22	MINNESOTA	NHL	6	7	1	8	1	2	3	0	2	27	25.9	3	4	19:26	-
2022-23	MINNESOTA	NHL	6	1	0	1	-3	12	1	0	0	17	5.9	1	14	22:53	100.0
WILD/NHL TOTALS			19	10	2	12	-5	18	5	0	2	54	18.5	9	32	20:18	100.0

### KAPRIZOV'S CAREER HIGHLIGHTS

**Goals, Game:** 3 – two times  
**Assists, Game:** 3 – five times  
**Points, Game:** 4 – three times  
**PIM, Game:** 5 – at LAK, 11/8/22

**+/-, Game:** 4 – four times  
**Shots, Game:** 9 – three times  
**TOI, Game:** 26:39 – vs. STL, 1/8/23  
**Goal Streak:** 7g – 11/23-12/7/22

**Assist Streak:** 9g – 11/11-12/1/22  
**Point Streak:** 14g – 11/9-12/9/22  
**Career Hat Tricks:** Two  
**Career Shootout:** 7-18




NO 97

KIRILL KAPRIZOV  
 (kih-REEL kah-PREE-zawf)

LEFT WING

Shoots: Left  
 Ht: 5-11 • Wt: 201  
 Born: 4/26/97  
 Novokuznetsk, RUS



KIRILL KAPRIZOV

NO 97





NO 20

PAT MAROON

LEFT WING

Shoots: Left  
Ht: 6-3 • Wt: 235  
Born: 4/23/88  
St. Louis, MO, USA



### 2022-23 HIGHLIGHTS

- Led NHL with a career-high 150 PIM.
- Ranked third on team in hits. Hit total was second highest of career.
- Tallied two goals vs. WSH (3/30).
- Skated in 700th career NHL game vs. COL (2/9).
- Notched two assists vs. BOS (11/21).

### CAREER

- Won three consecutive Stanley Cups (2019, 2020 and 2021) and advanced to Stanley Cup Final four consecutive seasons (2019, 2020, 2021 and 2022).
- Ranks T-1st among active NHL players in Stanley Cups wins with three (Sidney Crosby, Marc-Andre Fleury, Kris Letang, Evgeni Malkin, Alec Martinez and Jonathan Quick).
- Finished second in the NHL in PIM in 2021-22.
- Ranked second on team in hits and fifth in plus/minus rating in 2021-22.
- Set career high in plus/minus rating and tied career high in games played in 2021-22.
- Led team and ranked 10th in the NHL in PIM in 2020-21.
- Tallied 100th career NHL goal at CHI (3/7/21).
- Led team in PIM and ranked fifth in hits in 2019-20.
- Set career highs in PPA and PPP in 2018-19.
- Led team in hits, ranked second in PIM and T-5th in GWG in 2018-19.
- Tallied career-best four-game goal streak (4-1=5, 3/16-3/21/19).
- Set career highs in points and assists in 2017-18.
- Established career highs in goals, GWG, shots on goal and hits in 2016-17.
- Ranked second on team in PIM, third in goals, T-3rd in GWG and fourth in plus/minus rating and hits in 2016-17.
- Recorded first career hat trick including GWG at BOS (1/5/17).
- Collected four points (1-3=4) in 10 games with Team USA at 2016 IIHF World Championship.
- Set career high in PPG in 2015-16.
- Ranked second on team in PIM in 2014-15.
- Led team in PIM in 2013-14.
- Recorded first career NHL assist at ARI (4/27/13).
- Tallied first career NHL goal at NSH (2/16/13, Rinne).
- Made NHL debut at CHI (10/25/11).
- Collected 90 points (35-55=90) in 64 games with the London Knights in the Ontario Hockey League (OHL) in 2007-08, leading OHL rookies in points and assists.
- Led North American Hockey League (NAHL) in scoring with 95 points (40-55=95) in 57 games with the St. Louis Bandits in 2006-07.
- Led NAHL Most Valuable Player and led Bandits to Robertson Cup championship in 2006-07.
- Named to the NAHL All-Rookie Team in 2005-06.

### PLAYOFF HIGHLIGHTS

- Claimed three consecutive Stanley Cups (2019, 2020, 2021) to become first NHL player to win three straight Stanley Cup since multiple players won four in a row with the New York Islanders (1980-83).
- Fourth U.S.-born player to win three-straight Stanley Cups, joining Dave Langevin (1980-83, NYI), Ken Morrow (1980-83, NYI) and Bill Nyrop (1976-78, MTL).
- Has advanced to the Stanley Cup Playoffs seven consecutive seasons.
- Ranks fourth among active NHL players in PIM, T-7th in games played and 10th in hits in Stanley Cup Playoffs.
- Tallied 50th career playoff point with a goal in Game 3 of Stanley Cup Final vs. COL (6/20/22).
- Collected the series-clinching goal in Game 4 of 2022 Second Round vs. FLA (5/23/22).
- Scored the series-clinching goal in Game 6 of 2021 First Round vs. FLA (5/26/21).
- Recorded GWG in second OT in Game 7 of 2019 Second Round vs. DAL (5/7/19).
- Collected GWG in Game 3 of 2019 Second Round at DAL (4/29/19).
- Tallied GWG in Game 2 of 2017 Second Round at ANA (4/28/17).
- Notched GWG in Game 1 of 2015 Second Round vs. CGY (4/30/15).
- Registered first career Stanley Cup Playoff goal in Game 4 of 2014 First Round at DAL (4/23/14, Lehtonen).
- Tallied assist in first career Stanley Cup Playoff game in Game 1 of 2014 First Round vs. DAL (4/16/14).

### CAREER TRANSACTIONS

- Acquired by Minnesota from Tampa Bay with Max Cajkovic in exchange for a seventh-round selection in the 2024 NHL Draft (Tampa Bay retained 20 percent of Maroon's contract), July 2, 2023; Signed as a free agent by Tampa Bay, Aug. 24, 2019; Signed as a free agent by St. Louis, July 10, 2018; Acquired by New Jersey from Edmonton in exchange for JD Ducek and a 2019 third-round selection (Alexander Campbell), Feb. 26, 2018; Acquired by Edmonton from Anaheim in exchange for Martin Gernat and a 2016 fourth-round selection (Jack Kopacka), Feb. 29, 2016; Acquired by Anaheim from Philadelphia with David Laliberté in exchange for Danny Syvret and Rob Bordson, Nov. 21, 2010; Selected by Philadelphia in the sixth round (161st overall) of the 2007 NHL Draft.
- Signed through 2023-24. Becomes an unrestricted free agent 2024-25.

### PERSONAL

- Has a son, Anthony, and a daughter, Goldie.
- Lists Tiger Woods as his favorite athlete.
- Instagram: @PattyMaroon; X: @patmaroon.

### MAROON VS. NHL

TEAM	GP	G	A	PTS	+/-	PIM	TEAM	GP	G	A	PTS	+/-	PIM	TEAM	GP	G	A	PTS	+/-	PIM
ANA	17	2	11	13	2	30	EDM	20	5	4	9	4	35	PIT	21	3	7	10	-5	13
ARI	31	4	8	12	1	63	FLA	31	5	8	13	4	40	SEA	4	0	0	0	3	2
BOS	23	7	4	11	8	49	LA	27	7	5	12	4	48	SJ	29	10	8	18	3	19
BUF	20	4	5	9	0	16	MIN	22	3	2	5	-7	16	STL	19	1	6	7	-2	14
CAR	28	1	3	4	-4	35	MTL	21	4	2	6	1	39	TB	10	1	1	2	-7	16
CBJ	27	2	11	13	0	25	NJ	15	4	5	9	4	6	TOR	22	3	5	8	7	45
CGY	27	5	6	11	-2	24	NSH	36	2	9	11	6	75	VAN	31	6	5	11	5	38
CHI	31	4	8	12	0	14	NYI	18	1	4	5	-5	26	VGK	13	2	7	9	0	20
COL	23	1	5	6	6	26	NYR	19	2	2	4	-5	47	WPG	25	3	8	11	0	18
DAL	30	5	2	7	-4	14	OTT	20	3	5	8	7	37	WSH	19	5	4	9	1	43
DET	29	5	4	9	-4	12	PHI	20	7	7	14	9	25							

### MAROON'S CAREER STATISTICS

SEASON	TEAM	LEAGUE	GP	G	A	PTS	+/-	PIM	PP	SH	GW	S	S%	BS	H	TOI	FO%
2007-08	Philadelphia	AHL	1	0	0	0	-2	0	0	0	0	0	0.0	-	-	-	-
2008-09	Philadelphia	AHL	80	23	31	54	2	62	11	0	2	169	13.6	-	-	-	-
2009-10	Adirondack	AHL	67	11	33	44	-15	125	3	0	1	160	6.9	-	-	-	-
2010-11	Syracuse	AHL	57	21	27	48	6	68	13	0	4	144	14.6	-	-	-	-
	Adirondack	AHL	9	5	3	8	-1	30	2	0	0	27	18.5	-	-	-	-
2011-12	ANAHEIM	NHL	2	0	0	0	2	0	0	0	0	1	0.0	1	4	12.32	-
	Syracuse	AHL	75	32	42	74	17	120	12	0	2	219	14.6	-	-	-	-
2012-13	ANAHEIM	NHL	13	2	1	3	-1	10	0	0	0	21	9.5	7	22	09:47	28.6
	Norfolk	AHL	64	26	24	50	0	139	12	1	5	183	14.2	-	-	-	-
2013-14	ANAHEIM	NHL	62	11	18	29	11	101	1	0	3	93	11.8	16	124	12:18	46.7
2014-15	ANAHEIM	NHL	71	9	25	34	-5	82	1	0	1	120	7.5	10	120	14:16	33.3
2015-16	ANAHEIM	NHL	56	4	9	13	-13	54	3	0	0	65	6.2	2	114	11:23	32.7
	EDMONTON	NHL	16	8	6	14	6	34	2	0	1	39	20.5	8	37	15:40	25.0
2016-17	EDMONTON	NHL	81	27	15	42	13	95	3	0	5	178	15.2	23	189	16:44	40.0
2017-18	EDMONTON	NHL	57	14	16	30	5	60	0	0	3	121	11.6	13	119	17:03	47.4
	NEW JERSEY	NHL	17	3	10	13	-4	13	1	0	1	20	15.0	1	31	14:45	40.0
2018-19	ST. LOUIS	NHL	74	10	18	28	-3	64	2	0	3	118	8.5	7	135	14:10	40.0
2019-20	TAMPA BAY	NHL	64	9	14	23	4	71	1	0	1	80	11.3	13	104	12:23	66.7
2020-21	TAMPA BAY	NHL	55	4	14	18	2	60	2	0	0	46	8.7	6	75	11:35	16.7
2021-22	TAMPA BAY	NHL	81	11	16	27	20	134	3	0	0	102	10.8	11	160	12:23	50.0
2022-23	TAMPA BAY	NHL	80	5	9	14	-5	150	0	0	0	62	8.1	12	172	10:20	16.7
NHL TOTALS			729	117	171	288	30	930	19	0	18	1,066	11.0	130	1,406	13:19	37.6

### MAROON'S CAREER PLAYOFF STATISTICS

SEASON	TEAM	LEAGUE	GP	G	A	PTS	+/-	PIM	PP	SH	GW	S	S%	BS	H	TOI	FO%
2008-09	Philadelphia	AHL	4	1	2	3	1	13	0	0	0	5	20.0	-	-	-	-
2011-12	Syracuse	AHL	4	0	0	0	-4	4	0	0	0	10	0.0	-	-	-	-
2013-14	Anaheim	NHL	13	2	5	7	-2	38	1	0	0	21	9.5	6	29	13:03	0.0
2014-15	Anaheim	NHL	16	7	4	11	4	6	3	0	1	42	16.7	2	54	17:55	37.5
2016-17	Edmonton	NHL	13	3	5	8	2	28	1	0	1	33	9.1	5	34	17:21	-
2017-18	New Jersey	NHL	5	1	0	1	-2	0	0	0	0	16	6.3	1	11	16:35	14.3
2018-19	St. Louis	NHL	26	3	4	7	-3	8	0	0	2	37	8.1	6	54	12:20	50.0
2019-20	Tampa Bay	NHL	25	1	5	6	2	32	0	0	0	23	4.3	5	56	12:35	25.0
2020-21	Tampa Bay	NHL	23	2	2	4	2	37	0	0	1	26	7.7	4	37	9:24	100.0
2021-22	Tampa Bay	NHL	23	4	2	6	4	32	0	0	1	28	14.3	3	58	9:05	100.0
2022-23	Tampa Bay	NHL	6	0	1	1	1	16	0	0	0	3	0.0	0	13	9:54	0.0
NHL TOTALS			150	23	28	51	8	197	5	0	6	229	10.0	32	346	12:34	37.9

### MAROON'S CAREER HIGHLIGHTS

- Goals, Game: 3 – at BOS, 1/5/17
- Assists, Game: 2 – 17 times
- Points, Game: 3 – four times
- PIM, Game: 24 – vs. ARI, 10/28/21
- +/-, Game: 3 – five times
- Shots, Game: 8 – two times
- TOI, Game: 21:26 – at TB, 2/21/17
- Goal Streak: 4g – 3/16-3/21/19
- Assist Streak: 5g – 3/23-3/31/14
- Point Streak: 7g – 10/19-11/3/17
- Career Hat Tricks: One
- Career Shootout: 0-3



PAT MAROON

NO 20





JON MERRILL

NO 4



NO 4

JON MERRILL

DEFENSEMAN

Shoots: Left  
Ht: 6-3 • Wt: 205  
Born: 2/3/92  
Oklahoma City, OK, USA



### 2022-23 HIGHLIGHTS

- Ranked fifth on team in blocked shots.
- Registered season-best plus-3 rating at CGY (4/3) and at STL (3/15).
- Skated in 500th career NHL game vs CHI (12/16).
- Recorded seventh career multi-point game (1-1=2) at CGY (12/7).
- Skated season-high 21:22 vs. MTL (11/1).
- Recorded three blocked shots in each of his first four games.

### CAREER

- Signed three-year extension (1/11/22).
- Appeared in one game for the United States at 2022 IIHF World Championship.
- Tied career best with plus-4 rating vs. NJ (12/2/22).
- Set career highs in points, goals, assists, games played and blocked shots in 2021-22.
- Skated in 400th career NHL game vs. TOR (5/3/21).
- Set career highs in plus/minus rating, PIM, shots on goal and hits in 2018-19.
- Tallied first career SHG vs. CBJ (2/9/19).
- Recorded a career-best, three-game point streak (1-2=3, 1/8-1/12/19) and (1-2=3, 2/9-2/14/19).
- Notched career-high 17 PIM vs. OTT (10/28/18).
- Registered career-high five shots at CBJ (3/6/18).
- Set career high in TOI/game in 2014-15.
- Tallied first career multi-point game with the GWG and an assist in a 3-2 win vs. TOR (3/23/14).
- Scored first career NHL goal in 2-1 OT win vs. EDM (2/7/14, Bryzgalov) to become the first player in Devils history to score first NHL goal in overtime.
- Registered an assist for first career NHL point at CAR (11/29/13).
- Made NHL debut at MIN (11/3/13).
- Tallied 47 points (11-36=47) and 45 PIM in 82 games during three seasons at the University of Michigan in the Central Collegiate Hockey Association (2010-13).
- Recorded four assists in six games for United States at 2012 IIHF World Junior Championship.
- Named to the 2011 CCHA All-Rookie Team and the 2011 CCHA Second All-Star Team as the Wolverines won the CCHA championship.
- Led team defensemen in scoring with five points (1-4=5) in six games and named one of Team USA's top three players as United States won bronze medal at 2011 IIHF World Junior Championship.

### PLAYOFF HIGHLIGHTS

- Led team in blocked shots in 2022 playoffs.
- Appeared in 13 playoff games as Montreal advanced to 2021 Stanley Cup Final.
- Tallied an assist for first career playoff point in Game 2 of 2020 Second Round at VAN (8/30/20).
- Ranked T-1st on team in blocked shots during 2019 playoffs,
- Made Stanley Cup Playoff debut in Game 1 of 2018 First Round vs. LA (4/11/18) and skated in eight playoff games as Vegas advanced to Stanley Cup Final.

### CAREER TRANSACTIONS

- Signed by Minnesota as a free agent, July 28, 2021; Acquired by Montreal from Detroit in exchange for Hayden Verbeek and a fifth-round selection (Jack Bar) in the 2021 NHL Draft, April 11, 2021; Signed by Detroit as a free agent, Oct. 9, 2020; Claimed by Vegas in Expansion Draft, June 21, 2017; Selected by New Jersey in the second round (38th overall) of the 2010 NHL Draft.
- Signed through 2024-25. Becomes an unrestricted free agent 2025-26.

### PERSONAL

- He and his wife, Jessica, have four daughters: Olive, Lennon, Jolie and Sonny.
- His favorite move is Fast Times at Ridgmont High.
- Considers basketball his favorite non-hockey sport to follow and names Larry Bird as his favorite athlete.

#### MERRILL VS. NHL

TEAM	GP	G	A	PTS	+/-	PIM	TEAM	GP	G	A	PTS	+/-	PIM	TEAM	GP	G	A	PTS	+/-	PIM
ANA	17	1	0	1	1	10	EDM	18	1	2	3	-1	4	PIT	20	1	2	3	-11	10
ARI	18	0	6	6	-2	6	FLA	20	1	3	4	-6	12	SEA	6	0	2	2	0	0
BOS	14	0	3	3	3	6	LA	17	0	1	1	-3	8	SJ	18	1	5	6	6	14
BUF	13	1	0	1	1	2	MIN	10	1	1	2	1	12	STL	13	0	1	1	-1	10
CAR	24	1	3	4	-2	6	MTL	15	0	3	3	-2	6	TB	20	0	3	3	2	4
CBJ	25	1	2	3	-8	12	NJ	8	0	1	1	6	4	TOR	19	2	6	8	7	12
CGY	20	1	4	5	0	14	NSH	27	0	4	4	-6	22	VAN	15	0	2	2	6	6
CHI	20	0	7	7	5	6	NYI	18	0	3	3	3	8	VGK	5	0	2	2	1	2
COL	19	0	3	3	0	6	NYR	18	2	1	3	-5	0	WPG	18	1	4	5	2	8
DAL	20	1	1	2	0	10	OTT	19	1	1	2	1	23	WSH	17	0	1	1	-8	12
DET	15	0	1	1	3	6	PHI	21	1	2	3	2	10							

#### MERRILL'S PROFESSIONAL CAREER

SEASON	TEAM	LEAGUE	GP	G	A	PTS	+/-	PIM	PP	SH	GW	S	S%	BS	H	TOI
2010-11	U. Michigan	CCHA	42	7	18	25	-	16	-	-	-	-	-	-	-	-
2011-12	U. Michigan	CCHA	19	2	9	11	-	15	-	-	-	-	-	-	-	-
2012-13	Albany	AHL	12	1	7	8	-8	4	0	0	0	20	0	-	-	-
	U. Michigan	CCHA	21	2	9	11	3	14	2	0	0	28	7.1	-	-	-
2013-14	NEW JERSEY	NHL	52	2	9	11	-3	12	0	0	2	45	4.4	41	27	19:14
	Albany	AHL	15	2	8	10	-1	0	2	0	1	21	9.5	-	-	-
2014-15	NEW JERSEY	NHL	66	2	12	14	-14	24	2	0	0	47	4.3	89	59	20:33
2015-16	NEW JERSEY	NHL	47	1	4	5	-15	28	0	0	1	30	3.3	54	48	16:54
2016-17	NEW JERSEY	NHL	51	1	5	6	-9	24	0	0	0	48	2.1	68	39	18:34
2017-18	VEGAS	NHL	34	1	2	3	7	22	0	0	1	30	3.3	42	35	16:05
2018-19	VEGAS	NHL	57	3	12	15	16	53	0	1	0	72	4.2	72	71	17:53
2019-20	VEGAS	NHL	49	2	5	7	9	32	0	0	0	37	5.4	71	51	18:15
2020-21	DETROIT	NHL	36	0	5	5	2	12	0	0	0	35	0.0	58	24	19:41
	MONTREAL	NHL	13	0	0	0	-11	4	0	0	0	6	0.0	12	10	14:18
2021-22	MINNESOTA	NHL	69	4	16	20	15	22	0	0	0	59	6.8	112	46	17:06
2022-23	MINNESOTA	NHL	73	2	10	12	-2	38	0	0	0	43	4.7	107	47	17:25
WILD TOTALS			142	6	26	32	13	60	0	0	0	102	5.7	219	93	16:06
NHL TOTALS			547	18	80	98	-5	271	2	1	4	452	4.0	726	457	16:48

#### MERRILL'S PROFESSIONAL PLAYOFF CAREER

SEASON	TEAM	LEAGUE	GP	G	A	PTS	+/-	PIM	PP	SH	GW	S	S%	BS	H	TOI
2013-14	Albany	AHL	4	1	1	2	-2	10	0	0	0	7	14.3	-	-	-
2017-18	VEGAS	NHL	8	0	0	0	2	10	0	0	0	2	0.0	15	9	15:44
2018-19	VEGAS	NHL	7	0	0	0	-1	0	0	0	0	5	0.0	18	9	18:25
2019-20	VEGAS	NHL	1	0	1	1	1	0	0	0	0	0	0.0	0	2	14:08
2020-21	MONTREAL	NHL	13	0	0	0	-4	0	0	0	0	6	0.0	23	11	12:53
2021-22	MINNESOTA	NHL	6	0	1	1	-6	0	0	0	0	7	0.0	12	3	16:25
2022-23	MINNESOTA	NHL	2	0	0	0	1	2	0	0	0	3	0.0	4	1	16:25
WILD TOTALS			8	0	1	1	-5	2	0	0	0	10	0.0	16	4	16:25
NHL TOTALS			37	0	2	2	-7	12	0	0	0	23	0.0	72	35	15:20

#### MERRILL'S CAREER HIGHLIGHTS

- Goals, Game:** 1 – 18 times
- Assists, Game:** 2 – four times
- Points, Game:** 2 – seven times
- PIM, Game:** 17 – vs. OTT, 10/28/18
- +/-, Game:** 4 – four times
- Shots, Game:** 5 – at CBJ, 3/6/18
- TOI, Game:** 30:19 – vs. TB, 12/19/14
- Goal Streak:** None
- Assist Streak:** 2g – six times
- Point Streak:** 3g – two times
- Career Hat Tricks:** None
- Career Shootout:** 0-0



# NO 5

## JAKE MIDDLETON

### DEFENSEMAN

Shoots: Left  
Ht: 6-4 • Wt: 221  
Born: 1/2/96  
Stratford, Ontario



## 2022-23 HIGHLIGHTS

- Ranked second on team in blocked shots and plus/minus rating, third in PIM and sixth in hits.
- Set career highs in games played, points, assists, shots and blocked shots.
- Recorded a goal and plus-3 rating vs. SEA (3/27).
- Tallied a season-high two assists and tied season best plus-3 rating at WPG (3/8).
- Skated a season-high 23:37 at WSH (1/17), the second most in his career.
- Registered a season-high six blocked shots vs. DAL (12/29).
- Skated in 100th career NHL game vs TOR (11/25).
- Recorded career-high 14 PIM at ANA (11/9).

## CAREER

- Led San Jose in plus/minus rating, ranked second in PIM and third in blocked shots at time of trade (3/21/22).
- Recorded career highs in blocked shots (7) and TOI (25:01) at ANA (3/6/22).
- Notched two assists for first career multi-point game vs. PHI (12/30/22).
- Tallied goal and assist at PIT (1/2) for first career point streak (1-3=4, 12/30-1/2/22).
- Recorded first career NHL goal vs. OTT (11/24/21, Murray).
- Ranked second among team defensemen in assists and points in 2021 Calder Cup Playoffs.
- Led team defensemen in goals in 2020-21.
- Ranked second among team defensemen in PIM in 2019-20.
- Named to AHL All-Star Classic in 2018-19.
- Ranked T-1st on team in plus/minus rating and third in PIM in 2018-19.
- Tallied first career NHL point (assist) at EDM (4/4/19).
- Made NHL debut vs. TB (1/5/19).
- Led team defensemen in scoring, assists and PIM in 2017-18. Ranked second on team in PIM.
- Led rookie defensemen on team in plus/minus and ranked T-10th in plus/minus rating among AHL rookie defensemen in 2016-17.
- Made AHL debut at Ontario (10/22/16).
- Made professional debut with Manchester Monarchs (ECHL) vs. Adirondack (4/8/16).
- Served as team captain for Ottawa in 2015-16. Led team in games played and ranked second in PIM.
- Ranked second among team defensemen in scoring, PIM and assists in 2013-14.
- Named to OHL Second All-Rookie Team in 2012-13.

## PLAYOFF HIGHLIGHTS

- Led Minnesota in blocked shots during 2023 playoffs.
- Led team in plus/minus rating and ranked second in blocked shots in 2022 playoffs.
- Tallied assist in Game 4 of 2022 First Round at STL (5/8/22) for first career playoff point.
- Made Stanley Cup Playoff debut in Game 1 of 2022 First Round vs. STL (5/2) and appeared in all six games of series.

## CAREER TRANSACTIONS

- Acquired by Minnesota from San Jose in exchange for Kaapo Kahkonen and a fifth-round selection (Jake Furlong) in the 2022 NHL Draft, March 21, 2022; Signed by San Jose as a free agent, Sept. 7, 2017; Signed by San Jose (AHL) as a free agent, Oct. 4, 2016; Selected by Los Angeles in the seventh round (202nd overall) of the 2014 NHL Draft.
- Signed through 2024-25. Becomes an unrestricted free agent 2025-26.

## PERSONAL

- His brother, Keaton, is a defenseman in the Colorado Avalanche organization.
- Enjoys watching baseball and is a Toronto Blue Jays fan.
- Enjoys riding his motorcycle in the offseason.
- His favorite thing about Minnesota is Michelob Golden Light.

## MIDDLETON VS. NHL

TEAM	GP	G	A	PTS	+/-	PIM	TEAM	GP	G	A	PTS	+/-	PIM	TEAM	GP	G	A	PTS	+/-	PIM
ANA	5	0	0	0	0	14	EDM	6	0	1	1	0	4	PIT	5	1	1	2	0	0
ARI	9	0	2	2	-4	9	FLA	3	0	0	0	0	0	SEA	6	1	0	1	3	7
BOS	3	0	0	0	-2	7	LA	7	1	4	5	5	2	SJ	4	0	0	0	-1	0
BUF	2	0	1	1	-2	0	MIN	2	0	1	1	3	11	STL	7	1	0	1	4	17
CAR	4	0	0	0	-2	2	MTL	5	0	1	1	1	2	TB	4	0	1	1	2	5
CBJ	4	0	1	1	3	0	NJ	5	1	1	2	-2	7	TOR	4	0	1	1	2	4
CGY	5	0	0	0	-2	0	NSH	7	0	0	0	-1	17	VAN	8	0	2	2	5	4
CHI	5	0	0	0	0	0	NYI	5	0	0	0	-4	4	VGK	7	0	0	0	-5	4
COL	7	0	1	1	3	11	NYR	4	0	1	1	-1	6	WPG	4	0	2	2	2	5
DAL	6	1	0	1	2	7	OTT	4	1	0	1	2	9	WSH	4	0	0	0	5	0
DET	3	0	0	0	0	9	PHI	5	0	4	4	4	0							

## MIDDLETON'S PROFESSIONAL CAREER

SEASON	TEAM	LEAGUE	GP	G	A	PTS	+/-	PIM	PP	SH	GW	S	S%	BS	H	TOI
2012-13	Owen Sound	OHL	14	0	1	1	3	7	0	0	0	-	-	-	-	-
	Ottawa	OHL	15	1	3	4	-16	18	0	0	0	-	-	-	-	-
2013-14	Ottawa	OHL	65	2	21	23	-21	64	1	0	1	-	-	-	-	-
2014-15	Ottawa	OHL	64	4	23	27	11	62	2	0	0	-	-	-	-	-
2015-16	Ottawa	OHL	68	7	24	31	11	68	3	1	2	130	5.4	-	-	-
	Manchester	ECHL	2	0	1	1	1	0	0	0	0	1	0.0	-	-	-
2016-17	San Jose	AHL	50	1	8	9	11	56	0	0	1	43	2.3	-	-	-
2017-18	San Jose	AHL	67	6	22	28	-1	80	3	0	2	114	5.3	-	-	-
2018-19	SAN JOSE	NHL	3	0	1	1	-1	2	0	0	0	0	0.0	2	1	9:56
	San Jose	AHL	57	5	14	19	16	67	0	0	0	94	5.3	-	-	-
2019-20	SAN JOSE	NHL	10	0	2	2	-2	9	0	0	0	9	0.0	5	18	10:46
	San Jose	AHL	32	1	5	6	-13	52	0	1	0	50	2.0	-	-	-
2020-21	SAN JOSE	NHL	1	0	0	0	-2	2	0	0	0	1	0.0	1	2	8:44
	San Jose	AHL	22	3	4	7	4	18	0	0	0	40	7.5	-	-	-
2021-22	SAN JOSE	NHL	45	3	6	9	3	69	0	0	0	51	5.9	89	89	19:03
	MINNESOTA	NHL	21	1	4	5	7	13	0	0	0	22	4.5	35	29	17:55
2022-23	MINNESOTA	NHL	79	3	12	15	15	72	0	0	0	79	3.8	155	115	19:02
WILD TOTALS			100	4	16	20	22	85	0	0	0	101	4.0	190	144	18:48
NHL TOTALS			159	7	25	32	20	167	0	0	0	162	4.3	287	245	18:08

## MIDDLETON'S PROFESSIONAL PLAYOFF CAREER

SEASON	TEAM	LEAGUE	GP	G	A	PTS	+/-	PIM	PP	SH	GW	S	S%	BS	H	TOI
2014-15	Ottawa	OHL	6	1	1	2	-5	4	1	0	0	-	-	-	-	-
2015-16	Ottawa	OHL	5	0	2	2	-3	2	0	0	0	8	0.0	-	-	-
	Manchester	ECHL	5	0	0	0	-2	0	0	0	0	5	0.0	-	-	-
2016-17	San Jose	AHL	13	0	4	4	2	10	0	0	0	36	0.0	-	-	-
2017-18	San Jose	AHL	4	0	1	1	-4	0	0	0	0	7	0.0	-	-	-
2018-19	San Jose	AHL	4	0	0	0	-5	0	0	0	0	2	0.0	-	-	-
2020-21	San Jose	AHL	4	0	2	2	1	0	0	0	0	8	0.0	-	-	-
2021-22	MINNESOTA	NHL	6	0	1	1	6	2	0	0	0	9	0.0	11	7	16:54
2022-23	MINNESOTA	NHL	6	0	2	2	-2	8	0	0	0	7	0.0	24	15	20:31
WILD/NHL TOTALS			12	0	3	3	4	10	0	0	0	16	0.0	35	22	18:42

## MIDDLETON'S CAREER HIGHLIGHTS

- Goals, Game:** 1 – seven times
- Assists, Game:** 2 – three times
- Points, Game:** 2 – four times
- PIM, Game:** 14 – at ANA, 11/9/22
- +/-, Game:** 4 – vs. COL, 4/29/22
- Shots, Game:** 5 – vs. TOR, 11/26/21
- TOI, Game:** 25:01 – at ANA, 3/6/22
- Goal Streak:** None
- Assist Streak:** 2g – two times
- Point Streak:** 2g – four times
- Career Hat Tricks:** None
- Career Shootout:** 0-0



# JAKE MIDDLETON

# NO 5







JARED SPURGEON

NO 46



## 2022-23 HIGHLIGHTS

- Tallied an assist on a GWG vs NSH to become all-time leading scorer among defensemen in team history (2/19).
- Recorded two points (1-1=2), including a PPG at WPG to move into sixth place in team history in PPP (12/27).
- Skated in 800th career game at EDM, becoming the 10th active defenseman to play 800 games with same team (12/12).
- Recorded season-best, three-game point streak (1-2=3, 12/14-12/18).
- Registered an assist and a season-high seven blocked shots at OTT (10/27).
- Recorded 100th career NHL goal at BOS (10/22), becoming the first defenseman and ninth player in franchise history to reach that mark.

## CAREER

- Ranks first in franchise history in plus/minus rating and blocked shots, second in games played, third in assists, sixth in scoring, PPG and hits.
- Franchise leader in games played, goals, PPG, GWG, blocked shots, plus/minus rating, shots on goal and hits by a defenseman, ranks second in points, assists and PPP (11/6).
- Owns the fewest penalty minutes among active NHL defensemen that have played in at least 700 games since entering the League in 2010-11.
- Ranked T-1st on team in OT goals (2), second in plus/minus rating, third in TOI/game and T-5th in assists in 2021-22.
- Led team defensemen in scoring and goals in 2021-22.
- Recorded career-best, seven-game assist/point streak (1-7=8, 3/29-4/10/22). Tied franchise record for longest assist/point streak by defenseman.
- Played in 744th career NHL game at PHI (3/3/22) to become all-time games played leader by a Wild defenseman.
- Tied career best/franchise record with plus-5 rating vs. DAL (11/18/21). Third career plus-5 game.
- Finalist for the 2020-21 Lady Byng Memorial Trophy.
- Recorded assist vs. STL (4/29/21) for 300th career NHL point to become eighth player/second defenseman in team history to reach milestone.
- Skated in 700th NHL game vs. STL (4/28/21) to become third player/second defenseman in team history to reach milestone.
- Tallied career-high three PPA vs. COL (4/7/21) - third PPA was 100th career PPP - seventh player/second defenseman in team history to reach milestone.
- Registered 200th career assist vs. COL (1/31/21) - seventh player/second defenseman in franchise history to reach milestone.
- Named second captain in team history (1/3/21).
- Ranked T-11th among NHL defensemen in goals in 2019-20.
- Notched first career hat trick at EDM (2/21/20) and became 12th different defenseman in NHL history to record natural hat trick.
- Notched three points (1-2=3) and plus-5 rating vs. OTT (11/29/19). Plus/minus rating tied franchise record.
- Ranked third in the NHL in plus/minus rating and 19th in TOI/game in 2016-17. Plus/minus rating was career best and ranks fourth in franchise history.
- Set career highs in PPG and blocked shots in 2015-16.
- Ranked T-1st in the NHL with three SHA in 2015-16.
- Tallied career-high two PPG vs. CGY (3/24/16).
- Ranked third on team in blocked shots and TOI/game in 2014-15.
- Recorded franchise-record nine blocked shots at COL (10/11/14).
- Ranked second in scoring among team defensemen and third in TOI/game in 2012-13.
- Set team record for defenseman with plus-5 rating (w/Clayton Stoner) at DAL (3/25/13).
- Led team defensemen in scoring and shots on goal in 2011-12. Ranked third on team in TOI/game, fourth in blocked shots and PPP (12).
- Recorded two PIM in 53 games during rookie season in 2010-11 to become third NHL defenseman to play in 50 or more games in a season and register two or fewer PIM (Tomas Kaberle 2001-02, Bill Quackenbush 1948-49)

## PLAYOFF HIGHLIGHTS

- Franchise's all-time leader in assists, blocked shots and PPP (15) and ranks T-1st in games played in the playoffs.
- All-time leader among Wild defensemen in scoring, goals, and PPG in the postseason.
- Registered a playoff career-best, three game point/assist streak (0-3=3) in Games 3-5 of 2022 First Round series vs. STL.
- Led team in blocked shots and ranked T-1st in assists and points in 2021 playoffs.
- Tallied two goals and career-best three points (1-2=3) in Game 1 of Qualifying Round at VAN (8/2/20).
- Led team in blocked shots and ranked first among team defensemen in scoring during 2016 playoffs.
- Tallied game-tying goal with 2:27 left in regulation in Game 7 of 2014 First Round at COL (4/30/14).
- Recorded first career playoff goal in Game 4 of 2014 First Round vs. COL (4/24/14, Varlamov).
- Made Stanley Cup Playoff debut in 2013 and led team in blocked shots.

## CAREER TRANSACTIONS

- Signed as a free agent by Minnesota on Sept. 23, 2010; Selected by N.Y. Islanders in the sixth round (156th overall) of the 2008 NHL Draft.
- Signed through 2026-27. Becomes an unrestricted free agent 2027-28.

## PERSONAL

- His favorite hockey memories are winning the Memorial Cup and playing in his first NHL game.
- He enjoys spending time at the lake and playing tennis during the off-season.
- His favorite TV shows include Peaky Blinder and Ted Lasso.
- His brother, Tyler, is a forward for ESV Kaufbeuren in Germany.

## SPURGEON VS. NHL

TEAM	GP	G	A	PTS	+/-	PIM
ANA	39	7	10	17	1	6
ARI	37	6	17	23	19	2
BOS	15	1	7	8	-3	4
BUF	17	5	6	11	9	6
CAR	17	1	13	14	2	2
CBJ	25	2	11	13	3	6
CGY	39	5	8	13	2	6
CHI	40	3	13	16	12	4
COL	58	5	15	20	11	12
DAL	42	6	13	19	2	8
DET	26	0	8	8	-4	2

TEAM	GP	G	A	PTS	+/-	PIM
EDM	33	8	5	13	6	6
FLA	19	2	10	12	5	2
LA	39	4	9	13	8	4
MIN	-	-	-	-	-	-
MTL	19	4	5	9	8	8
NJ	14	3	8	11	8	4
NSH	39	3	11	14	-10	10
NYI	19	3	5	8	7	2
NYR	19	2	2	4	-2	2
OTT	17	5	6	11	10	4
PHI	17	1	8	9	4	0

TEAM	GP	G	A	PTS	+/-	PIM
PIT	18	3	6	9	-1	2
SEA	6	0	2	2	1	2
SJ	41	8	10	18	7	8
STL	50	4	10	14	1	6
TB	17	4	6	10	4	8
TOR	18	2	5	7	0	4
VAN	40	4	15	19	6	4
VGK	19	4	6	10	-4	4
WPG	39	1	15	16	3	6
WSH	13	4	4	8	-3	0

## SPURGEON'S CAREER STATISTICS

SEASON	TEAM	LEAGUE	GP	G	A	PTS	+/-	PIM	PP	SH	GW	S	S%	BS	H	TOI
2010-11	MINNESOTA	NHL	53	4	8	12	-1	2	2	0	1	38	10.5	45	37	15:04
	Houston	AHL	23	2	7	9	-5	10	1	0	0	34	5.9	-	-	-
2011-12	MINNESOTA	NHL	70	3	20	23	-4	6	2	0	1	92	3.3	95	36	21:35
2012-13	MINNESOTA	NHL	39	5	10	15	1	4	4	0	2	67	7.5	55	46	21:33
2013-14	MINNESOTA	NHL	67	5	21	26	15	16	2	0	1	91	5.5	107	80	22:38
2014-15	MINNESOTA	NHL	66	9	16	25	3	6	3	0	2	128	7.0	124	48	22:37
2015-16	MINNESOTA	NHL	77	11	18	29	11	14	5	0	2	122	9.0	157	51	22:41
2016-17	MINNESOTA	NHL	76	10	28	38	33	20	1	0	2	144	6.9	140	49	24:01
2017-18	MINNESOTA	NHL	61	9	28	37	-6	8	3	0	2	110	8.2	127	64	24:32
2018-19	MINNESOTA	NHL	82	14	29	43	-1	20	4	0	0	152	9.2	145	91	24:09
2019-20	MINNESOTA	NHL	62	12	20	32	-1	18	3	0	2	112	10.7	102	61	22:34
2020-21	MINNESOTA	NHL	54	7	18	25	-2	6	3	0	0	94	7.4	102	52	22:05
2021-22	MINNESOTA	NHL	65	10	30	40	32	10	0	0	2	116	8.6	83	44	21:09
2022-23	MINNESOTA	NHL	79	11	23	34	32	14	1	0	3	149	7.4	179	66	21:49
WILD/NHL TOTALS			851	110	269	379	112	144	33	0	20	1415	7.8	1461	725	22:13

## SPURGEON'S CAREER PLAYOFF STATISTICS

SEASON	TEAM	LEAGUE	GP	G	A	PTS	+/-	PIM	PP	SH	GW	S	S%	BS	H	TOI
2010-11	Houston	AHL	23	1	10	11	5	10	1	0	0	-	-	-	-	-
2012-13	MINNESOTA	NHL	5	0	0	0	-3	2	0	0	0	8	0.0	14	0	21:15
2013-14	MINNESOTA	NHL	13	3	3	6	0	2	1	0	0	22	13.6	26	21	24:04
2014-15	MINNESOTA	NHL	10	1	3	4	0	4	1	0	0	11	9.1	21	4	21:20
2015-16	MINNESOTA	NHL	6	2	3	5	1	4	2	0	0	10	20.0	19	10	26:00
2016-17	MINNESOTA	NHL	5	0	1	1	-1	0	0	0	0	13	0.0	10	6	25:20
2017-18	MINNESOTA	NHL	5	0	1	1	-4	0	0	0	0	3	0.0	8	3	21:48
2019-20	MINNESOTA	NHL	4	2	2	4	-1	4	1	0	0	7	28.6	7	6	22:48
2020-21	MINNESOTA	NHL	7	0	3	3	-6	0	0	0	0	7	0.0	21	14	22:55
2021-22	MINNESOTA	NHL	6	0	3	3	1	4	0	0	0	9	0.0	7	2	20:33
2022-23	MINNESOTA	NHL	6	0	2	2	-6	4	0	0	0	7	0.0	15	6	24:07
WILD/NHL TOTALS			67	8	21	29	-19	24	5	0	0	97	8.2	148	72	23:02

## SPURGEON'S CAREER HIGHLIGHTS

- Goals, Game: 3 – at EDM, 2/21/20
- Assists, Game: 3 – three times
- Points, Game: 3 – 10 times
- PIM, Game: 4 – three times

- +/-, Game: 5 – three times
- Shots, Game: 8 – vs. BUF, 11/13/14
- TOI, Game: 31:06 – vs. COL, 1/24/17
- Goal Streak: 2g – seven times

- Assist Streak: 7g – 3/29-4/10/22
- Point Streak: 7g – 3/29-4/10/22
- Career Hat Tricks: One
- Career Shootout: 0-2



**NO 36**

**MATS ZUCCARELLO**  
(zoo-ka-REHL-oh)

**RIGHT WING**

Shoots: Left  
Ht: 5-8 • Wt: 181  
Born: 9/1/87  
Oslo, NOR

### 2022-23 HIGHLIGHTS

- Set career highs in PPG, PPP (29), shots and TOI/game. Point total was second highest of career.
- Led team in assists, ranked second in scoring and PPP, third in PPG and fourth in goals and shots.
- Skated season-high 25:25 vs. CBJ (2/26), second-highest TOI in career.
- Season-high eight shots at ARI (2/6) - tied for second-most in career.
- Tallied GWG and assist in 3-2 OT win vs PHI (1/26), fifth career OT goal.
- Named NHL 3rd Star of Week (12/19).
- Tied career best with 10-game point streak (7-9=16, 12/1-12/18).
- Notched second career hat trick and tied career high with four points (3-1=4) vs. CHI (12/16), oldest player in Wild history to record hat trick and first Norwegian-born player to record multiple NHL hat tricks.
- Skated in 700th game at LA (11/8), third active undrafted player to reach mark (Mark Giordano, Brendan Dillon).

### CAREER

- All-time leader in games played, goals, assists and points by a Norwegian-born player in NHL history.
- Ranks T-7th in the NHL in shootout goals since entering the NHL in 2010.
- Ranked second in team history in assists and multi-point games (24) and T-4th in points in 2021-22.
- Led team in PPA (21), ranked second in assists, PPP and multi-point games, third in scoring and PPG and fifth in goals in 2021-22.
- Recorded career-best, 10-game point streak (5-13=18, 12/20-1/28/22).
- Collected two assists at EDM (12/7/21) - second helper was 300th career NHL assist.
- Ranked T-2nd on team in assists, third in scoring and T-4th in goals in 2020-21.
- Tallied two assists at STL (4/16/21) - first assist was 500th career NHL point.
- Led team in assists, points, PPA, takeaways (69) and shootout goals, ranked T-2nd in PPP (17) and third in shots on goal in 2017-18. Led team forwards in TOI/game.
- Recorded PPA on OT goal in 2018 NHL Winter Classic vs. BUF (1/1/18).
- Tallied career-high four points (1-3=4) at TOR (10/7/17).
- Established career-highs in takeaways (70) and shots on goal in 2016-17. Ranked T-5th in the NHL in shootout goals (4), seventh in takeaways and T-7th in even strength assists (35).
- Led team in assists, points, takeaways and shootout goals (4) in 2016-17.
- Recorded career-highs in games played and goals in 2015-16.
- Led team in points, ranked second in goals, assists, PPG and takeaways (59) and T-2nd in even strength goals (19) in 2015-16.
- Finalist for 2016 Bill Masterton Memorial Trophy.
- Registered first career NHL hat trick in 3-1 win vs. TOR (10/30/15, Bernier).
- Led team in scoring, ranked T-1st in assists and shootout goals (3), third in goals, T-3rd in GWG and plus/minus rating and fourth in PPP (17) in 2013-14.
- Registered two points (1-1=2) and a plus-2 rating for the Eastern Conference at the 2012 AHL All-Star Game.
- Tallied two points (1-1=2) including GWG in overtime for first career NHL goal vs. CAR (1/5/11, Ward).
- Recorded first career NHL point (assist) in second career NHL game vs. NYI (12/27/10).
- Tallied a shootout goal in NHL debut vs. TB (12/23/10). Became seventh Norwegian to play in the NHL.
- Led the Swedish Hockey League in scoring in 2009-10 and captured the Guldhjälmen award as league's Most Valuable Player.
- Has represented Norway in 10 international tournaments including the 2014 and 2010 Winter Olympics.
- Registered four points (1-3=4) in six games to help Team Europe finish as the runner-up at the 2016 World Cup of Hockey. Ranked T-1st on Team Europe in scoring and plus/minus rating and T-5th in the tournament in assists and points.
- Tallied five points (2-3=5) in three games to help Norway qualify for 2018 Winter Olympics.
- Played for Norway at the 2016, 2010, 2009 and 2008 IIHF World Championships, the 2007 (Div. 1) and 2006 IIHF World Junior Championships and the 2005 (Div. 1) and 2004 IIHF World Under-18 Championships.
- Registered three points (1-2=3) in seven games for Norway at the 2016 IIHF World Championship.
- Skated in three games at the 2014 Winter Olympics and led team forwards in TOI/game (22:25).

### PLAYOFF HIGHLIGHTS

- Finished T-1st on team in scoring in 2023 playoffs.
- Ranked T-1st on team in assists and scoring in 2021 playoffs.
- Ranked T-1st on the team in scoring, second in takeaways (10), T-2nd in assists and T-3rd in goals during 2018 playoffs.
- Ranked T-1st on team in goals and takeaways (10) and T-2nd in points in 2017 playoffs.
- Recorded two goals, including GWG in Game 6 of 2017 First Round vs. MTL (4/22/17) for first career multi-goal playoff game.
- Registered first career GWG in Stanley Cup Playoffs in Game 2 of 2016 First Round at PIT (4/16/16).
- Ranked second among NHL forwards in blocked shots in 2014 playoffs. Ranked T-2nd on team (T-8th in NHL) in plus/minus rating.
- Recorded three points (1-2=3) in Game 1 of Eastern Conference Final at MTL (5/17/14).
- Tallied three assists in Game 5 of 2014 Second Round at PIT (5/9/14).
- Ranked second on team in assists and scoring during 2013 playoffs.
- Recorded first career Stanley Cup Playoff goal in Game 7 of 2013 First Round at WSH (5/13/13, Holtby).

### CAREER TRANSACTIONS

- Signed by Minnesota as a free agent, July 1, 2019; Acquired by Dallas from the New York Rangers in exchange for a 2019 second-round selection (Matthew Robertson) and a 2020 third-round selection, March 23, 2019; Signed by New York Rangers as a free agent, May 26, 2010.
- Signed through 2025-26. Becomes an unrestricted free agent 2026-27.

### PERSONAL

- His favorite sport to play and watch outside of hockey is soccer.
- Established the Zuccarello Foundation in 2016 to assist and help grow Norwegian grass root and youth hockey throughout the country.
- His favorite hockey memory is his first NHL game.
- He has built schools in Tanzania, Africa.

### ZUCCARELLO VS. NHL

TEAM	GP	G	A	PTS	+/-	PIM	TEAM	GP	G	A	PTS	+/-	PIM
ANA	29	8	17	25	11	8	PIT	34	6	16	22	-5	16
ARI	27	7	18	25	-1	4	SEA	5	2	1	3	2	2
BOS	22	3	12	15	-1	8	SJ	28	9	17	26	8	2
BUF	24	5	12	17	3	6	STL	27	7	10	17	-4	11
CAR	37	9	25	34	14	12	TB	24	6	8	14	4	16
CBJ	29	7	9	16	-8	16	TOR	23	12	13	25	7	2
CGY	19	2	5	7	-1	10	VAN	20	8	15	23	8	8
CHI	21	7	12	19	9	8	VGK	19	3	6	9	-10	4
COL	26	5	21	26	1	14	WPG	25	11	10	21	-4	18
DAL	23	4	16	20	0	8	WSH	28	3	8	11	-2	10
DET	22	6	11	17	2	10							

### ZUCCARELLO'S CAREER STATISTICS

SEASON	TEAM	LEAGUE	GP	G	A	PTS	+/-	PIM	PP	SH	GW	S	%	BS	H	TOI	FO%
2008-09	MODO	Sweden	35	12	28	40	10	38	-	-	-	-	-	-	-	-	-
2009-10	MODO	Sweden	55	23	41	64	6	62	-	-	-	-	-	-	-	-	-
2010-11	NEW YORK	NHL	42	6	17	23	3	4	0	2	74	8.1	19	56	14:10	53.3	
	Hartford/CT	AHL	36	13	16	29	2	16	3	0	2	107	12.1	-	-	-	-
2011-12	NEW YORK	NHL	10	2	1	3	0	6	1	0	1	10	20.0	3	8	10:03	-
	Connecticut	AHL	37	12	24	36	5	22	5	0	1	92	13.0	-	-	-	-
2012-13	NEW YORK	NHL	15	3	5	8	10	8	0	0	0	27	11.1	15	27	16:25	0.0
	Magnitogorsk	KHL	44	11	17	28	-	30	-	-	-	-	-	-	-	-	-
2013-14	NEW YORK	NHL	77	19	40	59	11	32	4	1	4	170	11.2	41	116	17:08	37.5
2014-15	NEW YORK	NHL	78	15	34	49	17	45	0	3	154	9.7	42	120	17:16	43.2	
2015-16	NEW YORK	NHL	81	26	35	61	2	34	7	0	4	166	15.7	69	88	18:29	45.5
2016-17	NEW YORK	NHL	80	15	44	59	15	26	5	3	189	7.9	52	85	18:50	46.2	
2017-18	NEW YORK	NHL	80	16	37	53	-10	36	1	0	3	178	9.0	67	62	18:55	26.3
2018-19	NEW YORK	NHL	46	11	26	37	-11	24	3	0	1	99	11.1	42	57	20:01	33.3
	DALLAS	NHL	2	1	2	3	3	0	0	0	0	5	20.0	1	0	15:59	-
2019-20	MINNESOTA	NHL	65	15	22	37	-9	18	3	2	96	15.6	36	13	15:56	64.3	
2020-21	MINNESOTA	NHL	42	11	24	35	9	8	3	0	0	74	14.9	19	12	16:41	34.4
2021-22	MINNESOTA	NHL	70	24	55	79	21	24	7	0	2	159	15.1	33	36	18:36	38.2
2022-23	MINNESOTA	NHL	78	22	45	67	-3	26	9	0	3	198	11.1	51	51	20:12	40.0
WILD TOTALS			255	72	146	218	18	76	22	0	7	527	13.7	139	112	18:05	40.4
NHL TOTALS			766	186	387	573	58	291	43	1	28	1599	11.6	490	728	17:52	37.6

### ZUCCARELLO'S CAREER PLAYOFF STATISTICS

SEASON	TEAM	LEAGUE	GP	G	A	PTS	+/-	PIM	PP	SH	GW	S	%	BS	H	TOI	FO%
2010-11	NEW YORK	NHL	1	0	0	0	2	0	0	0	1	0.0	0	0	7:34	-	
	Connecticut	AHL	2	1	1	2	1	4	0	0	0	1	100	-	-	-	-
2012-13	NEW YORK	NHL	12	1	6	7	-2	4	0	0	0	22	4.5	7	22	16:22	0.0
2013-14	NEW YORK	NHL	25	5	8	13	7	20	0	0	0	54	9.3	28	54	17:41	33.3
2014-15	NEW YORK	NHL	5	0	2	2	1	0	0	0	0	13	0.0	4	10	14:35	0.0
2015-16	NEW YORK	NHL	5	1	1	2	-2	4	0	0	1	12	8.3	3	12	18:21	50.0
2016-17	NEW YORK	NHL	12	4	3	7	0	16	1	0	1	25	16.0	10	31	20:33	0.0
2018-19	DALLAS	NHL	13	4	7	11	2	6	1	0	1	22	18.2	10	10	17:07	-
2019-20	MINNESOTA	NHL	4	0	1	1	-1	0	0	0	0	3	0.0	2	4	14:07	0.0
2020-21	MINNESOTA	NHL	7	0	3	3	-2	2	0	0	0	15	0.0	9	8	16:40	33.3
2021-22	MINNESOTA	NHL	6	1	3	4	-1	2	0	0	0	9	11.1	3	4	19:15	33.3
2022-23	MINNESOTA	NHL	6	2	3	5	-2	4	0	0	0	15	13.3	3	4	21:30	66.7
WILD TOTALS			23	3	10	13	-6	8	0	0	0	42	7.1	17	20	18:09	40.0
NHL TOTALS			96	18	37	55	0	60	2	0	3	191	9.4	79	159	17:40	35.3

### ZUCCARELLO'S CAREER HIGHLIGHTS


- |                                       |  |  |
|---------------------------------------|--|--|
| <b>Goals, Game:</b> 3 – two times     | <b>+/-, Game:</b> 4 – four times         | <b>Assist Streak:</b> 6g – three times |
| <b>Assists, Game:</b> 3 – 12 times    | <b>Shots, Game:</b> 9 – vs. TOR, 1/13/17 | <b>Point Streak:</b> 10g – two times   |
| <b>Points, Game:</b> 4 – three times  | <b>TOI, Game:</b> 25:58 – vs. TB, 2/2/19 | <b>Career Hat Tricks:</b> Two          |
| <b>PIM, Game:</b> 10 – at COL, 1/4/19 | <b>Goal Streak:</b> 3g – nine times      | <b>Career Shootout:</b> 34-76          |

**MATS ZUCCARELLO**

**NO 36**



# IN THE SYSTEM



## CAEDAN BANKIER

### CENTER


Shoots: Left      Height: 6-2      Weight: 187

Born: January 26, 2003; White Rock, British Columbia

Acquired: Selected in the third round (86th overall) of the 2021 NHL Draft.

**2022-23:** Led team in GWG (7), ranked second in goals and points, T-2nd in PPG (12) and T-4th in assists... Served as an alternate captain with Kamloops... Ranked T-6th in WHL in GWG and T-13th in scoring... Won gold medal with Team Canada at 2023 IIHF World Junior Championship... Recorded one assist, eight shots and a plus-3 rating in seven games... **2021-22:** Ranked second on team in SHG (2), third in scoring and T-3rd in assists... Notched nine-game point streak (7-7=14, 10/9-11/3/21)... Tallied five points (3-2=5) including hat trick at Victoria (10/13/21)... **2020-21:** Awarded the Rick Anderson Memorial Trophy by Kamloops, for team's "Unsung Hero"... Ranked T-1st on team in goals and PPG (5) and third in scoring... Scored a hat trick vs. Kelowna (5/1/21) and posted a four-point game (1-3=4) against the Rockets 10 days later (5/10/21)... **2019-20:** Tallied first career multi-point game (1-2=3) against Tri-City (1/17/20)... **2018-19:** Led Burnaby Winter Club Academy in goals and scoring.

SEASON	CLUB	LEAGUE	REGULAR SEASON					PLAYOFFS				
			GP	G	A	PTS	PIM	GP	G	A	PTS	PIM
2019-20	Kamloops	WHL	55	7	13	20	7	-	-	-	-	-
2020-21	Kamloops	WHL	22	11	12	23	2	-	-	-	-	-
2021-22	Kamloops	WHL	68	21	39	60	26	17	5	6	11	6
2022-23	Kamloops	WHL	57	37	48	85	23	14	7	11	18	2



## ADAM BECKMAN

### LEFT WING

Shoots: Right      Height: 6-2      Weight: 194

Born: May 10, 2001; Saskatoon, Saskatchewan

Acquired: Selected in the third round (75th overall) of the 2019 NHL Draft.

**2022-23:** Led Iowa in shots on goal (190), ranked second in goals and sixth in scoring... Tallied four PPG... **2021-22:** Made NHL debut at COL (10/30/21)... Tallied assist for first career NHL point at PIT (11/6/21)... Ranked second among AHL rookies and 10th in the AHL in shots on goal (203)... Recorded four PPG... **2020-21:** Led team in scoring, goals, PPG (7) and GWG (3)... Ranked T-1st in WHL in shots on goal (116), T-2nd in goals and T-5th in GWG... Recorded hat tricks in back-to-back games (4/28/21, 5/1/21)... **2019-20:** Recipient of Four Broncos Memorial Trophy as the WHL Player of the Year... Earned Bob Clarke Trophy as WHL Scoring Champion... Led WHL in scoring, goals and shots on goal (316), ranked second in PPG (16) and GWG (9), T-3rd in assists and fifth in plus/minus rating (plus-44)... Recorded 32 multi-point games... Tallied a point in 33 of last 36 games (35-34=69)... Named WHL Player of the Week twice (12/16/19, 2/3/20)... Recorded an 18-game point streak (21-12=33, 12/7-1/25/20)... Tied franchise record with a 10-game goal streak (16-5=21, 12/7-1/3/20)... Signed a three-year, entry-level contract with Minnesota (3/23/20)... **2018-19:** Led Spokane in goals and plus/minus rating (plus-19), ranked fourth in scoring and T-5th in PPG (8)... Ranked second among WHL rookies in goals, PPG and points and T-2nd in assists and shots on goal (177)... Led team in goals and ranked T-4th in scoring during playoffs... **2017-18:** Led Saskatchewan Midget Hockey League (SMHL) in goals and scoring... Named to the SMHL First All-Star Team and League's Top Forward... Won SJHL championship with Nipawin Hawks.

SEASON	CLUB	LEAGUE	REGULAR SEASON					PLAYOFFS				
			GP	G	A	PTS	PIM	GP	G	A	PTS	PIM
2017-18	Spokane	WHL	1	0	0	0	0	-	-	-	-	-
	Nipawin	SJHL	1	1	1	2	0	3	2	0	2	0
2018-19	Spokane	WHL	68	32	30	62	16	15	8	4	12	2
2019-20	Spokane	WHL	63	48	59	107	18	-	-	-	-	-
2020-21	Iowa	AHL	9	3	2	5	0	-	-	-	-	-
	Spokane	WHL	21	17	10	27	8	-	-	-	-	-
2021-22	Iowa	AHL	68	11	23	34	28	-	-	-	-	-
	MINNESOTA	NHL	3	0	1	1	2	-	-	-	-	-
2022-23	Iowa	AHL	53	24	12	36	18	2	1	0	1	0
	MINNESOTA	NHL	9	0	0	0	0	-	-	-	-	-

# IN THE SYSTEM



## MAXIM CAJKOVIC

### RIGHT WING

Shoots: Right      Height: 5-11      Weight: 204

Born: January 3, 2001; Bratislava, Slovakia

Acquired: From Tampa Bay with Pat Maroon in exchange for a seventh-round selection in the 2024 NHL Draft (Tampa Bay retained 20 percent of Maroon's contract), July 2, 2023.

**2022-23:** Ranked fourth among team forwards in shots on goal (118) and sixth in assists and PIM... **2021-22:** Split season between Syracuse (AHL) and Orlando (ECHL)... Ranked second in goals among Orlando rookies... **2020-21:** Led Austrian League in scoring among Under-20 players... Ranked T-2nd on team in GWG (3) in regular season... Ranked T-3rd in GWG (2), T-5th in goals and T-9th in scoring in QMJHL playoffs... **2019-20:** Ranked T-3rd on team in PPA (10), fourth in PPP (15), T-4th in PPG, T-5th in scoring and sixth in goals... Tallied two assists in five games with Slovakia at 2020 IIHF World Junior Championship... **2018-19:** Selected by Tampa Bay in the third round (89th overall) of the 2019 NHL Draft... Led Slovakia in scoring with six points (3-3=6) in six games at 2019 IIHF Under-18 World Championship... **2017-18:** Recorded 11 points (4-7=11) in five games for Slovakia at the 2018 IIHF Under-18 World Championship... Ranked T-1st in tournament in assists, second in scoring, T-5th in plus/minus rating and T-7th in goals.

SEASON	CLUB	LEAGUE	REGULAR SEASON					PLAYOFFS				
			GP	G	A	PTS	PIM	GP	G	A	PTS	PIM
2017-18	Malmö	U18	10	14	3	17	14	-	-	-	-	-
	Malmö	U20	28	10	11	21	30	-	-	-	-	-
2018-19	Saint John	QMJHL	60	22	24	46	40	-	-	-	-	-
2019-20	Saint John	QMJHL	36	18	24	42	25	-	-	-	-	-
2020-21	Val-d'Or	QMJHL	12	6	8	14	2	15	10	7	17	6
	Bratislava	AUSTRIA	27	2	15	17	16	-	-	-	-	-
2021-22	Orlando	ECHL	25	8	4	12	16	-	-	-	-	-
	Syracuse	AHL	20	3	3	6	4	-	-	-	-	-
2022-23	Orlando	ECHL	41	10	17	27	53	-	-	-	-	-
	Syracuse	AHL	2	0	0	0	0	1	0	0	0	0



## BROCK FABER

### DEFENSEMAN

Shoots: Right      Height: 6-1      Weight: 208

Born: August 22, 2002; Maple Grove, Minnesota

Acquired: From Los Angeles with a first round selection in the 2022 NHL Draft (Liam Omgren) in exchange for Kevin Fiala, June 29, 2022.

**2022-23:** Served as team captain... Led Gopher defensemen with a plus-29 rating... Ranked second on team in blocked shots (54)... Named to the AHL-USCHO First Team and the NCAA West First All-American Team... Named the Big Ten Defensive Player of the Year and Named to All-Big Ten First Team... Named Gophers Most Determined Player and the winner of the Leadership and Sportsmanship Award... Gophers lost to Quinnipiac in overtime in NCAA championship game (4/8/23) and signed a three-year, entry-level contract with the Minnesota Wild the following day... Made NHL debut at CHI (4/10/23) and led team in TOI (21:49) and blocked shots (6)... Appeared in all six Stanley Cup Playoff games with the Wild and ranked T-2nd on team with a plus-3 rating... **2021-22:** Served as captain and recorded two points (1-1=2) in five games for the United States at 2022 IIHF World Junior Championship... Ranked T-3rd in tournament with a plus-10 rating... Named Big Ten Defensive Player of the Year, First Team All-Big Ten and to the Academic All-Big Ten Team... Played for the United States at the 2022 Winter Olympics and tallied one assist in four games... **2020-21:** Led team in blocked shots (39) and ranked fourth with a plus-17 rating... Named Big Ten Freshman of the Year, Big Ten Defensive Player of the Year finalist... Named to Big Ten All-Freshman Team and the NCAA West All-Regional Team... Honorable Mention All-Big Ten and Minnesota's Frank Pond Rookie of the Year... Tallied five assists in seven games to help United States win the gold medal at the 2021 IIHF World Junior Championship... **2019-20:** Selected by Los Angeles in the second round (45th overall) of the 2020 NHL Draft... Earned a silver medal with United States Under-18 Team at the 2020 Five Nations Tournament... Won a gold medal with the team at the 2019 Five Nations Tournament... **2018-19:** Earned a bronze medal at the 2019 Under-17 Five Nations Tournament, a silver medal with the U.S. National Under-17 Team at the 2018 Under-18 Four Nations Tournament and also skated with the team at the 2018 World Under-17 Hockey Challenge.

SEASON	CLUB	LEAGUE	REGULAR SEASON					PLAYOFFS				
			GP	G	A	PTS	PIM	GP	G	A	PTS	PIM
2018-19	U.S. National U-17	USHL	34	3	7	10	6	2	0	0	0	0
	U.S. National U-18	USHL	1	0	0	0	2	-	-	-	-	-
2019-20	U.S. National U-18	USHL	19	1	8	9	8	-	-	-	-	-
2020-21	U. Minnesota	Big-10	27	1	11	12	14	-	-	-	-	-
2021-22	U. Minnesota	Big-10	32	2	12	14	12	-	-	-	-	-
2022-23	U. Minnesota	Big-10	38	4	23	27	12	-	-	-	-	-
	MINNESOTA	NHL	2	0	0	0	0	6	0	0	0	0





# IN THE SYSTEM



## STEVEN FOGARTY

### CENTER

**Shoots:** Right    **Height:** 6-1    **Weight:** 202  
**Born:** April 19, 1993; Chambersburg, Pennsylvania  
**Acquired:** Signed as a free agent, July 13, 2022

**2022-23:** Ranked T-2nd on team in PPG (7), third in scoring and fourth in goals, assists and PIM... Served as an alternate captain... **2021-22:** Ranked second on Providence in scoring, assists and PPG and T-3rd in GWG... **2020-21:** Ranked second on Rochester in PPG and fourth in goals... Recorded first career NHL goal vs. PHI (3/31/21, Elliott)... Tallied first career NHL point with an assist at BOS (3/27/21)... **2019-20:** Appeared in first career Stanley Cup Playoff game, Game 2 of Qualifying Round vs. CAR (8/3/20)... Ranked T-4th in the AHL in SHG (3)... Ranked second on Hartford in assists and T-3rd in scoring... **2018-19:** Ranked second on Hartford in scoring, goals and assists and T-5th in PPG... Played in 10 NHL games with the Rangers... **2017-18:** Ranked T-3rd on team in GWG (2)... **2016-17:** Played first season of professional hockey with Hartford (AHL)... **2011-12:** Selected by the New York Rangers in the third round (72nd overall) of the 2011 NHL Draft.

SEASON	CLUB	LEAGUE	REGULAR SEASON					PLAYOFFS				
			GP	G	A	PTS	PIM	GP	G	A	PTS	PIM
2012-13	Notre Dame	CCHA	41	5	5	10	4	-	-	-	-	-
2013-14	Notre Dame	H-East	33	3	8	11	10	-	-	-	-	-
2014-15	Notre Dame	H-East	39	9	12	21	6	-	-	-	-	-
2015-16	Notre Dame	H-East	37	10	13	23	26	-	-	-	-	-
2015-16	Hartford	AHL	3	0	1	1	0	-	-	-	-	-
2016-17	Hartford	AHL	66	7	13	20	21	-	-	-	-	-
2017-18	Hartford	AHL	63	9	11	20	22	-	-	-	-	-
	<b>NY RANGERS</b>	<b>NHL</b>	<b>1</b>	<b>0</b>	<b>0</b>	<b>0</b>	<b>2</b>	-	-	-	-	-
2018-19	Hartford	AHL	66	21	31	52	50	-	-	-	-	-
	<b>NY RANGERS</b>	<b>NHL</b>	<b>10</b>	<b>0</b>	<b>0</b>	<b>0</b>	<b>0</b>	-	-	-	-	-
2019-20	Hartford	AHL	54	13	24	37	30	-	-	-	-	-
	<b>NY RANGERS</b>	<b>NHL</b>	<b>7</b>	<b>0</b>	<b>0</b>	<b>0</b>	<b>0</b>	<b>1</b>	<b>0</b>	<b>0</b>	<b>0</b>	<b>0</b>
2020-21	Rochester	AHL	16	7	3	10	10	-	-	-	-	-
	<b>BUFFALO</b>	<b>NHL</b>	<b>9</b>	<b>1</b>	<b>2</b>	<b>3</b>	<b>8</b>	-	-	-	-	-
2021-22	Providence	AHL	62	12	30	42	34	2	0	0	0	0
	<b>BOSTON</b>	<b>NHL</b>	<b>2</b>	<b>0</b>	<b>0</b>	<b>0</b>	<b>2</b>	-	-	-	-	-
2022-23	Iowa	AHL	65	19	30	49	63	2	1	0	1	0
	<b>MINNESOTA</b>	<b>NHL</b>	<b>2</b>	<b>0</b>	<b>0</b>	<b>0</b>	<b>0</b>	-	-	-	-	-



## DAEMON HUNT

### DEFENSEMAN

**Shoots:** Left    **Height:** 6-1    **Weight:** 196  
**Born:** May 15, 2002; Brandon, Manitoba  
**Acquired:** Selected in the third round (65th overall) of the 2020 NHL Draft.

**2022-23:** Ranked T-1st among AHL rookie defensemen in GWG (2)... Ranked first among Iowa rookie defensemen in scoring... **2021-22:** Ranked fourth among WHL defensemen in goals... Ranked fourth on team in shots on goal (170) and fifth in goals... Recorded season-high five points (2-3=5) vs. Swift Current (2/25/22)... Recorded 11 multi-point games, four PPG, two GWG and one SHG... **2020-21:** Signed three-year, entry-level contract with Minnesota (5/6/21)... Ranked second among WHL defensemen in goals, T-2nd in PPG (4) and third in shots on goal (77)... Tallied three points (2-1=3) at Swift Current (3/20/21)... Served as Moose Jaw captain... Served as Moose Jaw captain... **2019-20:** Ranked second on team in PPA (12)... Ranked second among team defensemen in scoring and assists... Served as alternate captain for Moose Jaw... Missed half the season due to an arm laceration injury (12/3/19)... Helped Team Canada earn a silver medal at the 2019 Hlinka Gretzky Cup... **2018-19:** Ranked second among WHL rookie defensemen with a plus-21 rating and fourth in scoring... Ranked fifth on team in plus/minus rating... Tallied one assist and a plus-5 rating in seven games for Team Canada at the 2019 IIHF Under-18 World Championship... Second-cousin is NHL player Matt Calvert.

SEASON	CLUB	LEAGUE	REGULAR SEASON					PLAYOFFS					
			GP	G	A	PTS	PIM	GP	G	A	PTS	PIM	
2017-18	Moose Jaw	WHL	9	1	1	2	2	2	0	0	0	0	0
2018-19	Moose Jaw	WHL	57	7	13	20	10	4	0	0	0	0	0
2019-20	Moose Jaw	WHL	28	0	15	15	17	-	-	-	-	-	-
2020-21	Moose Jaw	WHL	23	8	10	18	11	-	-	-	-	-	-
	Iowa	AHL	6	1	0	1	0	-	-	-	-	-	-
2021-22	Moose Jaw	WHL	46	17	22	39	41	1	0	0	0	0	
2022-23	Iowa	AHL	59	2	9	11	14	2	0	1	1	0	

# IN THE SYSTEM



## SIMON JOHANSSON

### DEFENSEMAN

**Shoots:** Right    **Height:** 6-2    **Weight:** 195  
**Born:** June 14, 1999; Stockholm, Sweden  
**Acquired:** Selected in the fifth round (148th overall) of the 2018 NHL Draft.

**2022-23:** Ranked third among Iowa defensemen in scoring, assist and shots on goal (76)... **2021-22:** Led team defensemen in playoff scoring... Ranked fourth on team in assists and sixth in scoring during regular season... Became youngest defenseman in team history to score 32 points in a season, passing Jyrki Lumme... **2020-21:** Tallied two points (1-1=2) in four qualification games for Mora IK... Recorded four points (1-3=4) in 37 games with Djurgarden (Sweden Elite League)... **2019-20:** Recorded two assists in 10 games as Djurgarden lost to Mountfield HK in semifinals of Champions Hockey League, a 32-team European hockey tournament... Skated in first full season in Sweden's Elite League... **2018-19:** Ranked T-1st among team defensemen in goals and third in scoring... **2017-18:** Ranked first in goals and scoring among defensemen in Under-20 League... Ranked second in scoring and third in goals and assists for Djurgarden's junior team... Made debut in Sweden's Elite League and tallied one goal in eight games... Recorded five points (4-1=5) and four PIM in four games with Sweden's Under-20 team at the 2018 Five Nations Tournament... **2016-17:** Led team defensemen in assists, ranked T-1st in scoring and second in goals... His cousin, Alexander Wennberg, was drafted 14th overall by the Columbus Blue Jackets in the 2013 NHL Draft.



SEASON	CLUB	LEAGUE	REGULAR SEASON					PLAYOFFS					
			GP	G	A	PTS	PIM	GP	G	A	PTS	PIM	
2017-18	Djurgardens IF	SweHL	8	1	0	1	0	-	-	-	-	-	-
2018-19	Altuma IS	Swe-1	43	3	8	11	28	-	-	-	-	-	-
2019-20	Djurgardens IF	SweHL	34	1	6	7	18	-	-	-	-	-	-
2020-21	Djurgardens IF	SweHL	37	1	3	4	8	1	0	0	0	0	
	Mora IK	Swe-1	14	1	11	12	6	-	-	-	-	-	-
2021-22	Iives Tampere	Finland	58	8	24	32	20	10	1	6	7	4	
2022-23	Iowa	AHL	64	2	12	14	26	2	0	0	0	0	

## HUNTER JONES

### GOALTENDER

**Catches:** Left    **Height:** 6-5    **Weight:** 206  
**Born:** September 21, 2000; Brantford, Ontario  
**Acquired:** Selected in the second round (59th overall) of the 2019 NHL Draft.

**2022-23:** Led Heartlanders in GP and wins... Recorded one shutout... **2021-22:** Split season in AHL and ECHL... **2020-21:** Led team in games played, wins, saves and shutouts... Named AHL Player of the Week (4/4/21)... Posted first pro shutout at TX (4/2/21)... **2019-20:** Ranked T-2nd in the OHL in shutouts, fourth in wins and GAA and fifth in SV%... Named OHL Goaltender of the Month for October... Named OHL Player of the Week after going 3-0-0 with a 1.67 GAA and a .943 SV% in three starts (10/21/19)... Played for Team OHL in the 2019 CIBC Canada Russia Series... Signed a three-year, entry-level contract with Minnesota (3/26/20)... **2018-19:** Ranked T-2nd in the OHL in games played, T-6th in shutouts and T-9th in wins... **2017-18:** Ranked eighth among OHL rookie goalies in games played... **2016-17:** Named the OHA Top Goaltender Prospect and to the OJHL Top Prospect Team... Named to Team Canada East for 2016 World Junior A Hockey Challenge... Won a silver medal with Canada at the 2016 World Under-17 Hockey Championship.



SEASON	CLUB	LEAGUE	REGULAR SEASON					PLAYOFFS						
			GP	W	L	OT	GAA	SO	GP	W	L	GAA	SO	
2016-17	Stouffville	OJHL	16	7	7	0	2.74	1	-	-	-	-	-	-
2017-18	Peterborough	OHL	15	3	9	0	5.14	0	-	-	-	-	-	-
2018-19	Peterborough	OHL	57	28	24	2	3.31	3	5	1	4	4.66	0	
2019-20	Peterborough	OHL	49	31	14	3	2.75	4	-	-	-	-	-	-
2020-21	Iowa	AHL	19	9	9	1	3.50	2	-	-	-	-	-	-
2021-22	Iowa	AHL	9	2	6	10	3.59	0	-	-	-	-	-	-
	Iowa	ECHL	22	5	11	4	4.04	0	-	-	-	-	-	-
2022-23	Iowa	AHL	1	0	0	1	1.95	0	-	-	-	-	-	-
	Iowa	ECHL	38	11	17	9	3.07	1	-	-	-	-	-	-



# IN THE SYSTEM

# IN THE SYSTEM




## JUJHAR KHAIRA

### CENTER

**Shoots:** Left **Height:** 6-4 **Weight:** 218  
**Born:** August 13, 1994; Surrey, British Columbia  
**Acquired:** Signed as a free agent, September 17, 2023.

**2022-23:** Set a career best in TOI/game at 13:53 and blocked shots (40)... Ranked fourth among team forwards in hits (108)... Skated a career-high 19:06 and tied career best with five shots vs. PHI (4/13/23)... Tallied two assists and career best plus-3 rating vs. BOS (3/14/23)... **2021-22:** Ranked second on team in hits/game (3.26) among players that appeared in more than 20 games... **2020-21:** Ranked third on team with a career-best 151 hits... Recorded a career-best 12 hits vs. TOR (3/3/21)... **2019-20:** Ranked fourth on team in PIM and hits (136)... **2018-19:** Set a career high in assists... Ranked fifth on team in hits (123)... **2017-18:** Established career highs in games played, goals, points, PIM and shots on goal (73)... **2016-17:** Scored first career NHL goal (and GWG) vs. ARI (1/16/17)... **2015-16:** Tallied assist for first career NHL point vs. DAL (12/4/15)... Made NHL debut at PIT (11/28/15) to become the third player of Punjabi descent to play in the NHL, joining Robin Bawa and Manny Malhotra... **2014-15:** Led team in PIM, Ranked T-1st in assists and third in scoring... **2013-14:** Ranked third on team in PIM, fourth in goals, T-4th in scoring and fifth in assists... **2012-13:** Ranked second on team in assists and points and third in goals... **2011-12:** Selected by Edmonton in the third round (63rd overall) of the 2012 NHL Draft.

SEASON	CLUB	LEAGUE	REGULAR SEASON					PLAYOFFS				
			GP	G	A	PTS	PIM	GP	G	A	PTS	PIM
2012-13	Michigan Tech	WCHA	37	6	19	25	49	-	-	-	-	-
2013-14	Everett	WHL	59	16	27	43	59	5	3	1	4	8
	Oklahoma City	AHL	6	0	0	0	2	3	1	0	1	0
2014-15	Oklahoma City	AHL	51	4	6	10	62	8	3	1	4	4
2015-16	Bakersfield	AHL	49	10	17	27	69	-	-	-	-	-
	EDMONTON	NHL	15	0	2	2	13	-	-	-	-	-
2016-17	Bakersfield	AHL	27	8	12	20	31	-	-	-	-	-
	EDMONTON	NHL	10	1	0	1	2	-	-	-	-	-
2017-18	EDMONTON	NHL	69	11	10	21	47	-	-	-	-	-
2018-19	EDMONTON	NHL	60	3	15	18	43	-	-	-	-	-
2019-20	EDMONTON	NHL	64	6	4	10	38	4	0	0	0	2
2020-21	EDMONTON	NHL	40	3	8	11	42	4	1	0	1	6
2021-22	CHICAGO	NHL	27	3	0	3	13	-	-	-	-	-
2022-23	CHICAGO	NHL	51	6	8	14	31	-	-	-	-	-



## CARSON LAMBOS

### DEFENSEMAN

**Shoots:** Left **Height:** 6-1 **Weight:** 195  
**Born:** January 14, 2003; Winnipeg, Manitoba  
**Acquired:** Selected in the first round (26th overall) of the 2021 NHL Draft.

**2022-23:** Ranked fourth in the WHL with a plus-60 rating... Ranked second among team defensemen in assists... Ranked third on team in plus/minus rating... Tallied four assists at Red Deer (1/28/23)... Ranked T-1st among team defensemen with a plus-11 rating in the playoffs as Winnipeg lost to Seattle in WHL championship... **2021-22:** Played in one game at 2022 IIHF World Junior Championship as Canada won gold medal... Named to the WHL East Division First All-Star Team... Ranked fifth among WHL defensemen with a plus-42 rating... Led team defensemen in goals and ranked second in scoring... Tallied 13 multi-point games... **2020-21:** Signed three-year, entry-level contract with Minnesota (8/25/21)... Spent majority of the season on loan to JYP in Finland... Appeared in 13 games with their junior team, scoring two goals and posting nine assists... Had three assists in two games for Under-18 team... Skated in two games with Winnipeg (WHL) before having season cut short due to injury... **2019-20:** Led WHL rookie defensemen in scoring, ranked T-1st in GWG (3), second in assists and T-2nd in goals... Represented Canada White at the 2019 World Under-17 Hockey Challenge and tallied five assists in six games... Named a tournament All-Star.

SEASON	CLUB	LEAGUE	REGULAR SEASON					PLAYOFFS				
			GP	G	A	PTS	PIM	GP	G	A	PTS	PIM
2018-19	Kootenay	WHL	5	1	0	1	2	-	-	-	-	-
2019-20	Winnipeg	WHL	57	8	24	32	32	-	-	-	-	-
2020-21	JYP HT Jyväskylä	SM-liiga	2	0	0	0	0	-	-	-	-	-
	Winnipeg	WHL	2	0	0	0	0	-	-	-	-	-
2021-22	Winnipeg	WHL	51	10	37	47	57	15	0	8	8	14
2022-23	Winnipeg	WHL	61	12	36	48	63	19	1	6	7	4




## VINNI LETTIERI

### RIGHT WING

**Shoots:** Right **Height:** 5-11 **Weight:** 180  
**Born:** February 6, 1995; Excelsior, Minnesota  
**Acquired:** Signed as a free agent, July 1, 2023.

**2022-23:** Ranked T-1st on team in PPG (11) and GWG (5), second in scoring, goals and shots on goal (163) and T-4th in plus-minus rating (plus-9)... **2021-22:** Set NHL career highs in games played, goals, assists, points and shots on goal (50)... Tallied four points (3-1-4) in first six games played with Anaheim, including two PPG... Recorded six multi-point games with San Diego... **2020-21:** Ranked third in AHL in GWG (5)... Ranked T-2nd on team in goals, T-3rd in PPG (4), fourth in shots on goal (80) and fifth in scoring playing in 22 games with San Diego... **2019-20:** Ranked T-5th in AHL in GWG (6) and T-10th in goals... Led team in scoring, PPG (9), GWG and shots on goal (179), ranked second in goals and T-3rd in assists... **2018-19:** Led Hartford in goals, PPG (9) and shots on goal (182), ranked T-3rd in GWG (3) and fourth in scoring and assists... Notched hat trick vs. Hershey (3/10/19)... Recorded first career NHL PPG vs. PIT (3/25/19)... **2017-18:** Collected first career NHL assist at VGK (1/7/18)... Tallied goal in NHL debut at DET (12/29/17, Howard)... Led Hartford in goals and PPG (9) and ranked third in scoring and shots on goal (142)... **2013-17:** Signed as a free agent by the New York Rangers (3/27/17)... Recipient of Minnesota's Mike Crupi Most Determined Player Award in 2017 and named All-Big Ten Honorable Mention... Led team in faceoff percentage and ranked third in scoring in 2016-17... Helped Minnesota capture four-straight Big Ten regular season championships and the 2015 Big Ten Tournament title... Helped Gophers make three NCAA tournament appearances (2014, 2015, 2016) including a national championship berth in 2014... Named Academic All-Big Ten in 2015, 2016 and 2017... **2012-13:** Led Lincoln (USHL) in goals (28) and shots on goal (204) and ranked second in scoring (56)... **2010-12:** Represented Team USA at the 2012 Ivan Hlinka Memorial Tournament and posted four points (2-2-4) in four games... Played two seasons at Minnetonka High School.

SEASON	CLUB	LEAGUE	REGULAR SEASON					PLAYOFFS				
			GP	G	A	PTS	PIM	GP	G	A	PTS	PIM
2013-14	Univ. of Minnesota	Big-10	37	2	6	8	8	-	-	-	-	-
2014-15	Univ. of Minnesota	Big-10	37	9	3	12	14	-	-	-	-	-
2015-16	Univ. of Minnesota	Big-10	37	7	19	26	18	-	-	-	-	-
2016-17	Univ. of Minnesota	Big-10	38	19	18	37	36	-	-	-	-	-
	Hartford	AHL	9	0	1	1	4	-	-	-	-	-
2017-18	Hartford	AHL	55	23	13	36	31	-	-	-	-	-
	NY RANGERS	NHL	19	1	4	5	0	-	-	-	-	-
2018-19	NY RANGERS	NHL	27	1	2	3	14	-	-	-	-	-
	Hartford	AHL	48	23	25	48	22	-	-	-	-	-
2019-20	Hartford	AHL	61	25	22	47	46	-	-	-	-	-
2020-21	San Diego	AHL	22	14	12	26	12	-	-	-	-	-
	ANAHEIM	NHL	5	0	0	0	0	-	-	-	-	-
2021-22	San Diego	AHL	24	8	14	22	8	-	-	-	-	-
	ANAHEIM	NHL	31	5	5	10	6	-	-	-	-	-
2022-23	Providence	AHL	48	23	26	49	34	4	1	0	1	6
	BOSTON	NHL	1	0	0	0	0	-	-	-	-	-



## JAKE LUCCHINI

### CENTER

**Shoots:** Left **Height:** 6-0 **Weight:** 176  
**Born:** May 9, 1995; Trail, British Columbia  
**Acquired:** Signed as a free agent, July 1, 2023.

**2022-23:** Ranked T-1st in the AHL in SHG (4)... Ranked second on Belleville in scoring and shots on goal (182) and fourth in goals and assists... Scored first career NHL goal (PPG and GWG) vs. BUF (1/1/23, Anderson)... Made NHL debut vs. MTL (12/14/22)... **2021-22:** Led team in scoring, ranked T-1st in goals, PPG (6) and assists and third in GWG (4) and shots on goal (164)... Only player on team to appear in every regular season game... Recorded first hat-trick of AHL career vs. Syracuse (2/22/22)... **2020-21:** Played in 28 games for Laval (AHL)... **2019-20:** Acquired by the Montreal Canadiens with Joseph Blandisi from the Pittsburgh Penguins in exchange for Riley Barber and Phil Varone (2/20/20)... **2018-19:** Signed as a free agent by Pittsburgh (3/11/19)... Led Michigan Tech in scoring and ranked second in goals and assists... **2017-18:** Helped Huskies win WCHA championship... Led team in scoring, goals and assists... **2016-17:** Helped Michigan Tech win WCHA championship... Ranked T-2nd on team in goals... **2015-16:** Named to WCHA All-Rookie Team.

SEASON	CLUB	LEAGUE	REGULAR SEASON					PLAYOFFS				
			GP	G	A	PTS	PIM	GP	G	A	PTS	PIM
2015-16	Michigan Tech	WCHA	37	7	10	17	10	-	-	-	-	-
2016-17	Michigan Tech	WCHA	45	11	11	22	20	-	-	-	-	-
2017-18	Michigan Tech	WCHA	44	16	23	39	8	-	-	-	-	-
2018-19	Michigan Tech	WCHA	38	11	15	26	14	-	-	-	-	-
	Wilkes-Barre/Scranton	AHL	15	6	1	7	2	-	-	-	-	-
2019-20	Wilkes-Barre/Scranton	AHL	53	7	8	15	10	-	-	-	-	-
	Laval	AHL	8	4	1	5	4	-	-	-	-	-
2020-21	Laval	AHL	28	3	3	6	6	-	-	-	-	-
2021-22	Belleville	AHL	72	20	31	51	14	2	0	1	1	0
2022-23	Belleville	AHL	61	19	34	53	6	-	-	-	-	-
	Ottawa	NHL	11	1	0	1	0	-	-	-	-	-

# IN THE SYSTEM



## KYLE MASTERS

### DEFENSEMAN

**Catches:** Right **Height:** 6-1 **Weight:** 183  
**Born:** January 26, 2003; White Rock, British Columbia  
**Acquired:** Selected in the fourth round (118th overall) of the 2021 NHL Draft

**2022-23:** Led team defenseman in assists, ranked second in scoring and PPG (5) and third with a plus-26 rating... Ranked second in PPA (32), sixth in assists and T-7th in scoring among WHL defensemen... Signed three-year, entry-level contract with Minnesota (3/9/23)... **2021-22:** Ranked fourth on team in plus/minus rating (plus-24)... **2020-21:** Led Red Deer defensemen and ranked fourth on the Rebels in scoring... Tallied three multi-point games... **2019-20:** Ranked T-3rd among WHL rookie defensemen in PPG (2)... Played for Canada White at the 2019 World Under-17 Hockey Challenge and recorded three assists in four games.

SEASON	CLUB	LEAGUE	REGULAR SEASON					PLAYOFFS				
			GP	G	A	PTS	PIM	GP	G	A	PTS	PIM
2019-20	Red Deer	WHL	24	2	1	3	21	-	-	-	-	-
2020-21	Red Deer	WHL	20	0	10	10	14	-	-	-	-	-
2021-22	Red Deer	WHL	65	3	11	14	37	10	0	2	2	2
2022-23	Kamloops	WHL	66	11	54	65	35	14	1	6	7	10



## ZANE MCINTYRE

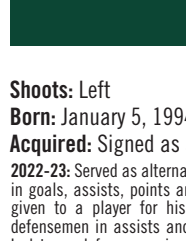
### GOALTENDER

**Catches:** Left **Height:** 6-2 **Weight:** 207  
**Born:** August 20, 1992; Grand Forks, North Dakota  
**Acquired:** Signed as a free agent, January 4, 2022.

**2022-23:** Led team and ranked T-6th in the AHL in shutouts (3)... Recorded one assist... **2021-22:** Ranked T-8th in the AHL in games played, T-9th in wins and SV% and 12th in GAA... **2020-21:** Ranked third in the AHL in SV%, fifth in wins and GAA and T-5th in games played... **2019-20:** Split season between Utica and Binghamton... Won all four starts with Binghamton stopping 128-of-131 shots faced for a 0.75 GAA, a .977 SV% and two shutouts... **2018-19:** Ranked T-6th in the AHL in games played and T-7th in wins... **2017-18:** Led the AHL in shutouts, ranked third in games played and fourth in wins... Set career best in wins... **2016-17:** Led the AHL in SV% and ranked second in GAA... Allowed two goals or less in 22 of 31 games... Won first 11 starts... Played in the AHL All-Star Classic... Named the CCM/AHL Goaltender of the Month for December... Named to AHL Second All-Star Team... Made NHL debut in relief at MIN (10/25/16)... Made first career NHL start at the New York Rangers (10/25/16)... **2015-16:** Played first season of professional hockey with Providence in AHL... **2014-15:** Received the Mike Richter Award as the most outstanding goaltender in Division I men's hockey and was one of three finalists for the Hobey Baker Memorial Award... Named a CCM Second-Team West All-American by the American Hockey Coaches Association and the NCHC Goaltender of the Year... **2011-12:** Led the USHL in SV% and shutouts and ranked second in GAA... Named the USHL Goalie of the Year and to the USHL First All-Star Team... Selected by Boston in the sixth round (165th overall) of the 2010 NHL Draft.

SEASON	CLUB	LEAGUE	REGULAR SEASON						PLAYOFFS					
			GP	W	L	OT	GAA	SO	GP	W	L	GAA	SO	
2012-13	U. North Dakota	WCHA	17	9	4	3	2.46	0	-	-	-	-	-	-
2013-14	U. North Dakota	NCHC	33	20	10	3	1.99	3	-	-	-	-	-	-
2014-15	U. North Dakota	NCHC	42	29	10	3	2.05	1	-	-	-	-	-	-
2015-16	Providence	AHL	31	14	8	7	2.68	0	1	0	0	6.00	0	
2016-17	Providence	AHL	31	21	6	2	2.03	2	16	8	7	2.57	0	
	<b>BOSTON</b>	<b>NHL</b>	<b>8</b>	<b>0</b>	<b>4</b>	<b>1</b>	<b>3.97</b>	<b>0</b>	-	-	-	-	-	
	Atlanta	ECHL	2	0	1	0	1.99	0	-	-	-	-	-	
2017-18	Providence	AHL	47	26	15	4	2.52	7	2	0	2	2.05	0	
2018-19	Providence	AHL	46	25	14	7	2.59	2	2	0	2	4.14	0	
2019-20	Binghamton	AHL	4	4	0	0	0.75	-	-	-	-	-	-	
	Utica	AHL	24	11	10	2	3.16	0	-	-	-	-	-	
2020-21	Lehigh Valley	AHL	19	11	3	3	2.33	1	-	-	-	-	-	
2021-22	Tucson	AHL	3	2	1	0	2.73	-	-	-	-	-	-	
	Iowa	AHL	37	19	14	3	2.45	2	-	-	-	-	-	
2022-23	Iowa	AHL	34	16	12	5	2.87	3	-	-	-	-	-	

# IN THE SYSTEM



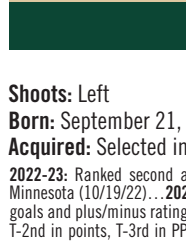
## DAKOTA MERMIS

### DEFENSEMAN

**Shoots:** Left **Height:** 6-0 **Weight:** 195  
**Born:** January 5, 1994; Alton, Illinois  
**Acquired:** Signed as a free agent, October 9, 2020.

**2022-23:** Served as alternate captain... Ranked second on team in PIM... Ranked second among Iowa defensemen in goals, assists, points and shots on goal (129)... **2021-22:** Winner of the AHL's Yanick Dupré Memorial Award given to a player for his outstanding contributions to his local community... Ranked second among team defensemen in assists and third in scoring... **2020-21:** Spent majority of the season on taxi squad... **2019-20:** Led team defensemen in scoring, assists, and PIM, ranked second in PPG and third in shots on goal (79)... Tallied two PPG... Posted first career back-to-back multi-point games (0-4=4, 2/15-2/17/20)... Ranked second on New Jersey with a plus-7 rating... Notched career-best five blocked shots vs. PIT (3/10/20)... Registered first career multi-point game with two assists at NYR (3/7/20)... Recorded first career NHL goal and skated career-high 20:41 vs. STL (3/6/20, Binnington)... Collected career-high five hits at ANA (3/1/20)... **2018-19:** Served as team captain... Set career highs in points, assists and shots on goal (122)... Ranked third among team defensemen in assists and shots on goal and fourth in scoring... **2017-18:** Served as an alternate captain... Made NHL debut vs. BUF (11/2/17)... **2016-17:** Ranked fifth among team defensemen in assists and shots on goal... **2015-16:** Tallied two GWG... Scored first AHL goal vs. Bridgeport (1/1/16)... **2014-15:** Signed three-year, entry-level contract with Arizona (7/1/15)... Member of Memorial Cup Championship team... Led team with a plus-12 rating in the playoffs... Led team defenseman in scoring and assists in the playoffs... Set OHL career highs in goals, assists and points during regular season... Ranked fifth in the OHL with a plus-48 rating... **2013-14:** Ranked third on team with a plus-40 rating... **2012-13:** Won OHL Championship with London... Ranked second on team with a plus-12 rating in the playoffs... **2011-12:** Won the Clark Cup Championship with Green Bay... Participated in the USHL/NHL Top Prospects Game.

SEASON	CLUB	LEAGUE	REGULAR SEASON					PLAYOFFS				
			GP	G	A	PTS	PIM	GP	G	A	PTS	PIM
2011-12	Green Bay	USHL	60	5	22	27	98	12	0	1	1	20
2012-13	Univ. of Denver	WCHA	19	1	3	4	14	-	-	-	-	-
	London	OHL	27	2	9	11	34	21	1	3	4	21
2013-14	London	OHL	66	5	20	25	76	9	1	3	4	12
2014-15	London	OHL	36	1	10	11	36	-	-	-	-	-
	Oshawa	OHL	30	5	14	19	50	21	1	14	15	14
2015-16	Springfield	AHL	63	3	10	13	58	-	-	-	-	-
	Rapid City	ECHL	5	1	2	3	6	-	-	-	-	-
2016-17	Tucson	AHL	67	2	10	12	75	-	-	-	-	-
2017-18	<b>ARIZONA</b>	<b>NHL</b>	<b>9</b>	<b>0</b>	<b>0</b>	<b>0</b>	<b>0</b>	-	-	-	-	-
	Tucson	AHL	59	2	17	19	45	9	3	2	5	11
2018-19	<b>ARIZONA</b>	<b>NHL</b>	<b>1</b>	<b>0</b>	<b>0</b>	<b>0</b>	<b>0</b>	-	-	-	-	-
	Tucson	AHL	62	3	21	24	49	-	-	-	-	-
2019-20	<b>NEW JERSEY</b>	<b>NHL</b>	<b>10</b>	<b>1</b>	<b>3</b>	<b>4</b>	<b>4</b>	-	-	-	-	-
	Binghamton	AHL	53	3	16	19	23	-	-	-	-	-
2020-21	<b>MINNESOTA</b>	<b>NHL</b>	<b>3</b>	<b>0</b>	<b>0</b>	<b>0</b>	<b>0</b>	-	-	-	-	-
2021-22	Iowa	AHL	59	3	21	24	86	-	-	-	-	-
	<b>MINNESOTA</b>	<b>NHL</b>	<b>2</b>	<b>0</b>	<b>0</b>	<b>0</b>	<b>0</b>	-	-	-	-	-
2022-23	Iowa	AHL	63	5	21	26	73	2	0	1	1	2
	<b>MINNESOTA</b>	<b>NHL</b>	<b>2</b>	<b>0</b>	<b>0</b>	<b>0</b>	<b>0</b>	-	-	-	-	-



## MICHAEL MILNE

### LEFT WING

**Shoots:** Left **Height:** 5-11 **Weight:** 189  
**Born:** September 21, 2002; Abbotsford, British Columbia  
**Acquired:** Selected in the third round (89th overall) of the 2022 NHL Draft.

**2022-23:** Ranked second among Iowa rookies in goals and points... Signed three-year, entry-level contract with Minnesota (10/19/22)... **2021-22:** Ranked second in the WHL with a plus-56 rating and T-10th in goals... Led team in goals and plus/minus rating (plus-18) and ranked fourth in scoring in the playoffs... Ranked second on team in goals, T-2nd in points, T-3rd in PPG (8), fourth in GWG (5) and T-4th in assists during regular season... **2020-21:** Ranked T-2nd on team in GWG (2) and T-4th with a plus-9 rating... **2019-20:** Ranked fifth on team with a plus-10 rating.

SEASON	CLUB	LEAGUE	REGULAR SEASON					PLAYOFFS				
			GP	G	A	PTS	PIM	GP	G	A	PTS	PIM
2018-19	Kootenay	WHL	39	2	3	5	12	-	-	-	-	-
2019-20	Winnipeg	WHL	53	13	20	33	32	-	-	-	-	-
2020-21	Winnipeg	WHL	14	6	6	12	4	-	-	-	-	-
2021-22	Winnipeg	WHL	68	38	43	81	55	15	13	6	19	4
2022-23	Iowa	AHL	57	7	6	13	12	2	0	0	0	0



# IN THE SYSTEM



## PAVEL NOVAK

### CENTER


**Shoots:** Right    **Height:** 5-9    **Weight:** 176

**Born:** April 16, 2002; Tabor, Czech Republic

**Acquired:** Selected in the fifth round (146th overall) of the 2020 NHL Draft.

**2022-23:** Diagnosed with Hodgkin's lymphoma diagnosis in June of 2022 and missed entire season...**2021-22:** Signed three-year, entry-level contract with the Wild (5/9/22)...Named to WHL B.C. Division Second All-Star Team...Ranked T-1st on team in goals, second in scoring, assists and plus/minus rating (plus-26) and third in PPG (8) and shots on goal (209)...Recorded 20 multi-point games...Tallied hat trick (3-1=4) vs. Tri-City (2/12/22) and vs. Victoria (10/30/21)...**2020-21:** Tallied four points (1-3=4) in nine games with HC Stadion Litomerice (Czech 2)...Recorded three points (1-2=3) in five games for Czechia at the 2021 IIHF World Junior Championship...Ranked T-2nd on team in scoring and shots on goal (13)...**2019-20:** Ranked T-2nd among WHL rookies in assists, third in scoring and fourth in goals...Point total ranked fourth in the Canadian Hockey League among rookies...Led team in scoring, goals and GWG (5), ranked T-1st in PPG (8), second in assists and plus/minus rating (plus-10) and third in shots on goal (155)...Named Rockets Rookie of the Year...First rookie to lead team in scoring since 1996-97...Tallied eight PPG and five GWG...Registered 19 PPP...Tallied two goals in four games for Czechia at the 2019 Hlinka Gretzky Cup...**2018-19:** Recorded two points (1-1=2) in five games at the 2018 World Under-17 Hockey Challenge and one assist in four games at the 2018 Hlinka Gretzky Cup with Czechia.

SEASON	CLUB	LEAGUE	REGULAR SEASON					PLAYOFFS				
			GP	G	A	PTS	PIM	GP	G	A	PTS	PIM
2017-18	Ceske Budejovice	Czech U16	12	25	14	39	8	-	-	-	-	-
	Ceske Budejovice	Czech U18	30	20	26	46	28	7	8	9	17	2
	Ceske Budejovice	Czech U20	4	2	1	3	2	-	-	-	-	-
2018-19	Ceske Budejovice	Czech U19	31	29	16	45	16	-	-	-	-	-
	Ceske Budejovice	Czech 2	20	0	3	3	4	-	-	-	-	-
2019-20	Kelowna	WHL	55	25	33	58	33	-	-	-	-	-
2020-21	Ceske Budejovice HC	Czech	15	0	1	1	2	-	-	-	-	-
2021-22	Kelowna	WHL	62	29	43	72	26	3	1	0	1	2
2022-23	DID NOT PLAY - INJURED											



## RYAN O'ROURKE

### DEFENSEMAN

**Shoots:** Left    **Height:** 6-1    **Weight:** 192

**Born:** May 16, 2002; Pickering, Ontario

**Acquired:** Selected in the second round (39th overall) of the 2020 NHL Draft.

**2022-23:** Ranked second in games played and third in plus/minus rating (9) among team defensemen...**2021-22:** Recorded one assist in seven games at 2022 IIHF World Junior Championship as Canada won gold medal...Named to the OHL First All-Star Team...Voted top defender in OHL's Western Conference...Ranked second among OHL defensemen in PPP (31), T-2nd in PPA (25) and T-5th in PPG (6)...Tallied 14 multi-point games...**2020-21:** Ranked second among lowa rookie defensemen in assists and scoring and T-2nd in goals...Tallied first career pro point with an assist at Chicago (2/20/21)...Scored first pro goal vs. Grand Rapids (3/27/21)...**2019-20:** Served as team captain...Led team in plus/minus rating (plus-16) and PIM and ranked fifth in assists...Recorded four PPG, 11 PPA and two GWG...Led team defensemen in GWG and ranked third in scoring...Notched one goal in five games as Team Canada earned a silver medal at the 2019 Hlinka Gretzky Cup...**2018-19:** Ranked fifth among OHL rookie defensemen in scoring...Recorded six scoring (3-3=6) in five games and named Tournament All-Star Team at the 2018 World Under-17 Hockey Challenge...Point total ranked T-1st among tournament defensemen.

SEASON	CLUB	LEAGUE	REGULAR SEASON					PLAYOFFS				
			GP	G	A	PTS	PIM	GP	G	A	PTS	PIM
2017-18	Whitby	OJHL	6	1	0	1	0	-	-	-	-	-
2018-19	Soo	OHL	62	8	14	22	64	11	0	2	2	4
2019-20	Soo	OHL	54	7	30	37	79	-	-	-	-	-
2020-21	Iowa	AHL	33	1	6	7	30	-	-	-	-	-
2021-22	Soo	OHL	51	10	36	46	87	10	1	11	12	22
2022-23	Iowa	AHL	67	0	9	9	18	1	0	0	0	0

# IN THE SYSTEM



## NIC PETAN

### CENTER

**Shoots:** Left    **Height:** 5-9    **Weight:** 173

**Born:** March 22, 1995; Delta, British Columbia

**Acquired:** Signed as a free agent, July 13, 2022

**2022-23:** Ranked T-4th in AHL in GWG...Led Iowa in scoring, assists, GWG (8) and plus/minus rating (plus-20), ranked T-2nd in PPG (7) and third in goals and shots on goal (154)...Tallied goal at NSH (4/13/23) for first NHL goal since April 1, 2016 vs. CHI...**2021-22:** Ranked second on Abbotsford in assists, third in scoring and PPG and fourth in GWG...**2020-21:** Ranked T-3rd on Marlies in goals and fifth in scoring...**2019-20:** Ranked T-2nd on Marlies in PPG and fourth in scoring...**2018-19:** Acquired by Winnipeg from Toronto in exchange for Par Lindholm (2/25/19)...**2017-18:** Ranked second on Manitoba in PPA (15), third in assists and fourth in scoring...**2016-17:** Set NHL career highs in points, assists and games played...**2015-16:** Scored goal in NHL debut at BOS (10/8/15, Rask)...**2014-15:** Served fourth season as team captain...Ranked second on team and seventh in the WHL in scoring...Led WHL in playoff scoring...Named WHL Player of the Month for April...Finished career as Portland's fifth all-time leading scorer with 358 points in 252 career WHL games...Helped Canada win the gold medal at the 2015 IIHF World Junior Hockey Championship...Ranked T-1st in tournament scoring with 11 points (4-7=11) in seven games...Tallied hat trick in semifinal victory...**2013-14:** Ranked second in scoring in the WHL in the regular season and fourth in the playoffs...Named WHL Western Conference First Team All-Star...Tallied five points (4-1=5) for Canada at the 2014 IIHF World Junior Hockey Championship...**2012-13:** Ranked T-1st in the WHL in scoring in regular season and second in the playoffs...Named WHL Western Conference First Team All-Star...Selected by Winnipeg in the second round (43rd overall) of the 2013 NHL Draft...**2011-12:** Led team rookies in goals and ranked second in scoring...Helped Canada win gold medal at Ivan Hlinka Tournament.



SEASON	CLUB	LEAGUE	REGULAR SEASON					PLAYOFFS				
			GP	G	A	PTS	PIM	GP	G	A	PTS	PIM
2015-16	Manitoba	AHL	47	9	23	32	26	-	-	-	-	-
	WINNIPEG	NHL	26	2	4	6	10	-	-	-	-	-
2016-17	Manitoba	AHL	9	4	1	5	4	-	-	-	-	-
	WINNIPEG	NHL	54	1	12	13	12	-	-	-	-	-
2017-18	Manitoba	AHL	52	15	37	52	24	9	1	3	4	8
	WINNIPEG	NHL	15	2	0	2	6	-	-	-	-	-
2018-19	WINNIPEG	NHL	13	0	2	2	2	-	-	-	-	-
	TORONTO	NHL	5	1	0	1	0	-	-	-	-	-
2019-20	Toronto	AHL	25	10	21	31	10	-	-	-	-	-
	TORONTO	NHL	16	0	3	3	4	-	-	-	-	-
2020-21	Toronto	AHL	14	7	8	15	6	-	-	-	-	-
	TORONTO	NHL	7	0	1	1	4	-	-	-	-	-
2021-22	Abbotsford	AHL	37	12	32	44	20	2	0	1	1	2
	VANCOUVER	NHL	18	0	2	2	4	-	-	-	-	-
2022-23	Iowa	AHL	53	23	39	62	50	2	0	1	1	0
	MINNESOTA	NHL	10	1	2	3	2	-	-	-	-	-

## MARCO ROSSI


### CENTER

**Shoots:** Left    **Height:** 5-9    **Weight:** 190

**Born:** September 23, 2001; Feldkirch, Austria

**Acquired:** Selected in the first round (ninth overall) of the 2020 NHL Draft.


**2022-23:** Ranked second on Iowa in scoring, third in assists and fourth in PPG (6)...Named AHL Player of the Week (3/19/23)...Tallied an assist for first NHL point vs. MTL (11/1/22)...Collected six points (1-5=6) in seven games for Austria at 2023 IIHF World Championship...Led team in scoring, assists and shots on goal (20)...Named one of Austria's top 3 players of the tournament...**2021-22:** Led Iowa in assists and plus/minus rating (plus-11), ranked T-1st in scoring, third in shots on goal (157) and fourth in goals...Point total was most-ever by team rookie...Ranked T-6th among AHL rookies in assists and seventh in scoring...Made NHL debut at BOS (1/6/22)...**2020-21:** Signed three-year, entry-level contract with Minnesota (10/23/20)...Did not play due to complications from COVID-19...**2019-20:** Awarded Red Tilson Trophy as the OHL's Most Outstanding Player of the Year to become the second European import player to win the award...Named to OHL First Team All-Star...Led Canadian Hockey League (CHL) in scoring and assists...Led the OHL with a plus-69 rating and ranked second in PPA (31)...Recorded seven PPG and five GWG...Won 58.4% of faceoffs taken...Registered a point in 52 of 56 games played...Tallied 47 points during season-best, 18-game point streak (21-26=47, 11/10-1/10/20)...Became second-highest Austrian-born player selected in NHL Entry Draft and fifth taken in the first round: Thomas Vanek (No. 5, 2003), Marco Kasper (No. 8, 2022), Michael Grabner (No. 14, 2006), Andre Burakovsky (No. 23, 2013) and Marko Danon (No. 27, 2013)...**2018-19:** Led OHL rookies with a plus-51 rating, nine PPG and 20 PPP, ranked second in scoring, T-2nd in GWG (5), third in assists and T-3rd in goals and shots on goal (165)...Led rookies and ranked T-8th in the OHL in playoff scoring...**2017-18:** Led Austria in scoring with five scoring (3-2=5) in five games at the 2018 IIHF World Junior Championship (Division I, Group A)...Recorded seven scoring (4-3=7) in five contests at the 2018 IIHF World Under-18 Championship (Division I, Group B)...Ranked T-2nd in the tournament in goals and T-3rd in scoring...**2016-17:** Tallied eight scoring (6-2=8) in five games for Austria at the 2017 IIHF World Under-18 Championship (Division I, Group B)...Led tournament in goals and ranked third in scoring...His father, Michael Rossi, played 20 seasons of professional hockey in Austria (1992-2011) as a defenseman.



SEASON	CLUB	LEAGUE	REGULAR SEASON					PLAYOFFS				
			GP	G	A	PTS	PIM	GP	G	A	PTS	PIM
2017-18	GCK	Swiss-Sw	18	4	3	7	6	-	-	-	-	-
2018-19	Ottawa	OHL	53	29	36	65	32	17	6	16	22	18
2019-20	Ottawa	OHL	56	39	81	120	40	-	-	-	-	-
2021-22	Iowa	AHL	63	18	35	53	46	-	-	-	-	-
	MINNESOTA	NHL	2	0	0	0	1	-	-	-	-	-
2022-23	Iowa	AHL	53	16	35	51	46	2	1	1	2	2
	MINNESOTA	NHL	19	0	1	1	8	-	-	-	-	-



# IN THE SYSTEM



## DAVID SPACEK

### DEFENSEMAN

**Shoots:** Right    **Height:** 6-0    **Weight:** 191

**Born:** February 18, 2003; Columbus, Ohio

**Acquired:** Selected in the fifth round (153rd overall) of the 2022 NHL Draft.

**2022-23:** Ranked second in plus/minus rating (+53), T-2nd in PPG (7), T-6th in scoring and goals and seventh in assists among QMJHL defensemen... Named the QMJHL Defenseman of the Month for February... Recorded a nine-game assist streak (10/23-11/16/22)... Earned a silver medal with Team Czechia at 2023 IIHF World Junior Championship... Recorded eight points (3-5=8), 11 shots and a plus-7 in seven games... Named one of Czechia's top 3 players of the tournament... Ranked T-3rd in tournament scoring by defensemen and averaged 19:46 TOI/game... Signed a three-year, entry-level contract with Minnesota on March 6, 2023... **2021-22:** Recorded one assist in seven games for Czechia at 2022 IIHF World Junior Championship... Named one of Czechia's top three players of the tournament... Ranked 10th in tournament in TOI/game (21:43)... Named the QMJHL Defensive Rookie of the Year and to the QMJHL All-Rookie Team... Led QMJHL rookies in PPA (6) and ranked second in scoring and assists in the playoffs... Ranked second among QMJHL defensemen in PPG (8), T-3rd in PPA (20), ninth in scoring and T-9th in assists in regular season... Led QMJHL rookies in PPA, ranked second in scoring and assists and third in plus/minus rating (+21)... Named Rookie of the Month for September/October... **2020-21:** Played in three games for Czechia at the 2021 IIHF Under-18 World Championship... Also played in 2021 Four Nations Tournament... **2019-20:** Played for Czechia at the 2019 Five Nations Tournament, the 2019 World Under-17 Hockey Challenge (bronze medal) and the 2020 Five Nations Tournament... His dad, Jaroslav Spacek, collected 355 points (82-273=355) in 880 career NHL games with Florida, Chicago, Edmonton, Buffalo, Montreal and Carolina (1998-2012).

SEASON	CLUB	LEAGUE	REGULAR SEASON				PLAYOFFS					
			GP	G	A	PTS	PIM	GP	G	A	PTS	PIM
2020-21	HC Plzen	CZE Jr.	8	1	3	4	32	-	-	-	-	-
	HC Stadion Litomeric	CZE 2	2	0	1	1	0	-	-	-	-	-
2021-22	Sherbrooke	QMJHL	57	12	38	50	44	11	2	11	13	8
2022-23	Sherbrooke	QMJHL	58	13	44	57	30	14	3	5	8	8



## NICK SWANEY

### RIGHT WING

**Shoots:** Right    **Height:** 5-10    **Weight:** 176

**Born:** September 9, 1997; Lakeville, Minnesota

**Acquired:** Selected in the seventh round (209th overall) of the 2017 NHL Draft.

**2022-23:** Ranked third on Iowa in plus/minus rating (+15), fourth in shots on goal (137) and fifth in goals... Made NHL debut at NSH (4/13/23)... **2021-22:** Ranked T-1st among AHL rookies in SHG (3)... Led team in SHG, ranked fourth in shots on goal (148) and fifth in scoring and goals... **2020-21:** Signed one-year, entry-level contract with Minnesota (4/11/21)... Ranked T-1st on team in scoring, second in assists, PPP (11) and shots on goal (124) and T-2nd in goals... Ranked fifth in the NCAA in shots on goal... Collected eight multi-point games, three PPG, one GWG and one SHG... First-Team All-NCHC... Ranked second in NCHC in goals and T-2nd in scoring... NCHC Forward of the Week (3/2)... Tallied hat trick (GWG) vs. St. Cloud State (2/27/21) to become 59th player in Bulldogs history to score 100 career points... **2019-20:** Ranked T-7th in the NCAA in shots on goal (140)... Ranked T-1st on team in GWG (3), fourth in scoring and fifth in goals... Notched four PPG and one SHG... **2018-19:** Helped Bulldogs win their second consecutive NCAA Championship defeating the University of Massachusetts, 3-0 (4/13/19)... Ranked first on the team in SHG (2) and shots on goal (137), T-1st in GWG (4), second in goals and fourth in scoring... Named NCHC Player of the Month (1/30/19)... Named NCHC Offensive Player of the Week in back-to-back weeks (1/21-1/28/19)... **2017-18:** Recorded nine shots in 2-1 win vs. Notre Dame in the NCAA Championship game at Xcel Energy Center (4/7/18)... Ranked T-4th among NCHC freshmen in PPA (6) and PPP (10), T-5th in assists and T-6th in scoring... Named Bauer NCHC Rookie of the Week (10/22/17, 1/29/18)... **2016-17:** Led USHL in GWG (8), ranked eighth in goals and T-10th in scoring... Added six PPG and two SHG... Led team in shots on goal (32) during the playoffs... Tallied a goal in the USHL/NHL Top Prospects Game... Won gold medal with United States at World Junior A Challenge... **2015-16:** Ranked T-1st on team in GWG (5), second in goals, third in scoring and fourth in shots on goal (167)... Added four PPG and two SHG... Led team in goals and scoring in playoffs... **2012-15:** Recorded 126 points (50-76=126) in 74 contests during three seasons with Lakeville South High School.

SEASON	CLUB	LEAGUE	REGULAR SEASON				PLAYOFFS					
			GP	G	A	PTS	PIM	GP	G	A	PTS	PIM
2013-14	Waterloo	USHL	4	1	0	1	2	-	-	-	-	-
2014-15	Waterloo	USHL	15	9	4	13	0	-	-	-	-	-
2015-16	Waterloo	USHL	54	30	20	50	26	9	5	4	9	2
2016-17	Waterloo	USHL	47	26	25	51	12	8	1	1	2	6
2017-18	Univ. of Minnesota-Duluth	NCHC	35	6	16	22	6	-	-	-	-	-
2018-19	Univ. of Minnesota-Duluth	NCHC	40	15	10	25	0	-	-	-	-	-
2019-20	Univ. of Minnesota-Duluth	NCHC	31	12	14	26	4	-	-	-	-	-
2020-21	Univ. of Minnesota-Duluth	NCHC	28	13	15	28	10	-	-	-	-	-
	Iowa	AHL	6	1	1	2	0	-	-	-	-	-
2021-22	Iowa	AHL	62	16	22	38	18	-	-	-	-	-
2022-23	Iowa	AHL	48	18	12	30	14	2	0	0	0	2
	MINNESOTA	NHL	1	0	0	0	0	-	-	-	-	-

# IN THE SYSTEM



## SAMMY WALKER

### CENTER

**Shoots:** Right    **Height:** 5-11    **Weight:** 183

**Born:** June 7, 1999; Edina, Minnesota

**Acquired:** Signed as a free agent, August 18, 2022

**2022-23:** Ranked second among AHL rookies in PPG (5), third in goals, T-3rd in PPG (9) and plus/minus rating (+19) and T-6th in scoring... Led Iowa in goals and GWG, ranked second in GWG and plus/minus rating, T-4th in scoring and T-5th in assists... Named AHL Rookie of the Month for November... Named to the Central Division All-Star roster for the 2023 AHL All-Star Classic... Recorded first career NHL assist at NSH (4/13/23)... Tallied first career NHL goal at WPG (12/27/22)... Made NHL debut at VAN (12/10/22)... Appeared in one game for United States at 2023 IIHF World Hockey Championship... **2021-22:** Served as team captain for third season to become the first three-year captain in school history... Ranked second on team in goals and PPG (4) and fifth in scoring... Led team forwards in blocked shots (25)... All-Big Ten Honorable Mention and Academic All-Big Ten... **2020-21:** Ranked second on team in scoring and goals... Recipient of the team's Elwin "Doc" Romnes Leadership & Sportsmanship Award and Donald M. Clark Community Service Award recipient... Big Ten All-Tournament Team selection... AHCA All-American Scholar, Big Ten Distinguished Scholar and Academic All-Big Ten... **2019-20:** Led team in scoring and assists, ranked T-1st in GWG (3) and third in goals... Recipient of Minnesota's John Mariucci Most Valuable Player Award... Academic All-Big Ten... **2018-19:** Led Big Ten freshmen in scoring and named Big Ten Freshman of the Year... Ranked T-4th on team in scoring... **2017-18:** Tallied 79 points (35-44=79) in 31 games as a senior at Edina High School and named 2018 Mr. Hockey Award winner... Selected by Tampa Bay Lightning in the seventh round (200th overall) of the 2017 NHL Draft.

SEASON	CLUB	LEAGUE	REGULAR SEASON				PLAYOFFS					
			GP	G	A	PTS	PIM	GP	G	A	PTS	PIM
2017-18	Edina	High School	31	35	44	79	4	-	-	-	-	-
	Sioux City	USHL	17	2	7	9	4	-	-	-	-	-
2018-19	Univ. of Minnesota	Big-10	37	10	16	26	16	-	-	-	-	-
2019-20	Univ. of Minnesota	Big-10	37	11	19	30	33	-	-	-	-	-
2020-21	Univ. of Minnesota	Big-10	31	13	16	29	12	-	-	-	-	-
2021-22	Univ. of Minnesota	Big-10	39	14	13	27	20	-	-	-	-	-
2022-23	Iowa	AHL	56	27	21	48	23	1	0	1	1	0
	MINNESOTA	NHL	9	1	1	2	0	-	-	-	-	-



## JESPER WALLSTEDT

### GOALTENDER

**Catches:** Left    **Height:** 6-3    **Weight:** 219

**Born:** November 14, 2002; Vasteras, Sweden

**Acquired:** Selected in the first round (20th overall) of the 2021 NHL Draft.

**2022-23:** Ranked fourth in GAA, T-4th in wins and fifth in SV% among AHL rookies... Represented Iowa at the 2023 AHL All-Star Classic... Stopped 209 of 220 shots faced during eight-game winning streak posting a 1.37 GAA, a .950 SV% and one shutout (12/30/23-1/2/23)... Stopped all 24 shots faced in 4-0 win at Grand Rapids (1/13/23) for first career AHL shutout... Scored goal and made 37 shots in 5-2 win at Chicago (11/12/22) for first career AHL victory... **2021-22:** Went 3-2 with a 1.62 GAA and a .939 SV% in five games as Sweden claimed bronze medal at 2022 IIHF World Junior Championship... Named tournament's top goaltender and to the media all-star team... Led tournament in GAA and SV%... Led Swedish Elite League in GAA, ranked fourth in SV% and T-6th in shutouts... Posted shutouts in consecutive games (11/4, 11/6)... Allowed two goals or less in 16 of 22 starts... **2020-21:** Led team in games played, wins and shutouts... Finished fifth in the Swedish Hockey League in goals-against average... Played in two games for Sweden at the 2021 IIHF World Junior Championship... **2019-20:** Led Lulea HF J20 in games played, wins, GAA and SV%... Made SHL debut, skating in one game for Lulea HF... Earned a bronze medal with Sweden at 2019 Hlinka Gretzky Cup... **2018-19:** Went 2-0-0 with a 1.50 GAA and a .936 SV% in two games at the 2019 IIHF Under-18 World Championship to help Sweden win gold medal... Also played for Sweden at the Hlinka Memorial Tournament (silver medal) and the Under-17 World Hockey Challenge (bronze medal)... **2017-18:** Led the Swedish Under-20 League in SV% and GAA... Member of Sweden's 2018 IIHF Under-18 World Championship team that earned a bronze medal but did not appear in a game.

SEASON	CLUB	LEAGUE	REGULAR SEASON					PLAYOFFS					
			GP	W	L	OT	GAA	SO	GP	W	L	GAA	SO
2017-18	Vasteras IK U20	Sweden	25	15	8	0	2.28	1	3	1	2	2.62	0
	Vasteras IK U18	Sweden	7	4	3	0	2.43	1	-	-	-	-	-
2018-19	Lulea HF U20	Sweden	21	12	8	0	2.65	1	3	1	2	4.33	0
	Lulea HF U18	Sweden	2	1	1	0	2.00	0	1	1	0	0.00	1
2019-20	Lulea HF	Sweden	1	0	1	0	1.55	0	-	-	-	-	-
	Lulea HF U20	Sweden	28	16	11	0	2.53	2	-	-	-	-	-
2020-21	Lulea HF	Sweden	22	12	10	0	2.23	2	2	0	1	3.36	0
	Lulea HF U20	Sweden	1	1	0	0	0.00	1	-	-	-	-	-
2021-22	Lulea HF	Sweden	22	11	9	2	1.98	3	1	0	0	0.00	0
2022-23	Iowa	AHL	38	18	15	5	2.68	1	2	0	2	0	0







# FUTURE WILD

# FUTURE WILD



## NATE BENOIT

**Position:** Defenseman **Shoots:** Left **Height:** 6-1 **Weight:** 187

**Born:** November 26, 2002; Concord, New Hampshire

**Acquired:** Selected in the sixth round (182nd overall) of the 2021 NHL Draft.

**2022-23:** Ranked T-1st on team in PPA (6)...Ranked second in scoring among team defensemen...Traded to Waterloo from Omaha (2/7/23)...Named USHL Defenseman of the Week (11/3/22)...Served as alternate captain for Waterloo...**2021-22:** Led team in plus/minus rating, ranked T-1st in PIM and led team defensemen in scoring in the playoffs...Ranked third in plus/minus rating during regular season...Traded to Omaha Lancers (2/25/22)...**2020-21:** Team captain for Mount St. Charles Academy (H.S.)...Led club defensemen in goals, assists and scoring...Skated in three games with Tri-City (USHL)...**2019-20:** Led Mount St. Charles Academy defensemen in goals and scoring...Played seven games for Rhode Island Saints U18 AAA team, leading defensemen in goals and scoring...**2018-19:** Played in 29 games for the Northern Cyclones 16U AAA in the USPHL...Led team in assists and scoring.

SEASON	CLUB	LEAGUE	REGULAR SEASON					PLAYOFFS				
			GP	G	A	PTS	PIM	GP	G	A	PTS	PIM
2018-19	Northern	NCDC	3	0	0	0	4	-	-	-	-	-
2020-21	Tri-City	USHL	3	0	0	0	2	-	-	-	-	-
2021-22	Tri-City	USHL	39	1	5	6	18	-	-	-	-	-
	Omaha	USHL	20	0	3	3	29	4	1	2	3	12
2022-23	Omaha	USHL	37	4	13	17	67	-	-	-	-	-



## JIMMY CLARK

**Position:** Left Wing **Shoots:** Left **Height:** 6-0 **Weight:** 179

**Born:** September 24, 2004; Edina, Minnesota

**Acquired:** Selected in the seventh round (213th overall) of the 2023 NHL Draft.

**2022-23:** Led team with a plus-11 rating, ranked T-2nd in PPG (7), third in scoring and T-3rd in goals and assists...**2021-22:** Collected two points (1-1=2) in four games for the United States at the 2021 Hlinka Gretzky Cup...Tallied 38 points (15-23=38) in 31 games at Edina High School...**2020-21:** Notched 26 points (15-11=26) in 20 games for Edina High School...**2019-20:** Recorded 15 points (9-6=15) in 24 games at Edina High School.

SEASON	CLUB	LEAGUE	REGULAR SEASON					PLAYOFFS				
			GP	G	A	PTS	PIM	GP	G	A	PTS	PIM
2020-21	U.S. National U-17	USHL	10	0	2	2	0	-	-	-	-	-
2021-22	Sioux City	USHL	13	0	3	3	2	-	-	-	-	-
2022-23	Green Bay	USHL	62	19	28	47	27	2	0	1	1	0



## VLADISLAV FIRSTOV

**Position:** Left Wing **Shoots:** Left **Height:** 6-1 **Weight:** 181

**Born:** June 19, 2001; Yaroslavl, Russia

**Acquired:** Selected in the second round (42nd overall) of the 2019 NHL Entry Draft.

**2022-23:** Ranked sixth on team in goals...Named KHL Rookie of the Week (12/26)...**2021-22:** Signed three-year, entry-level contract with the Wild (3/23/22)...Ranked third on team in scoring and T-3rd in goals...**2020-21:** Ranked third on team in assists and T-5th in scoring...Tallied four points (2-2=4) in 6-5 OT win vs. New Hampshire (1/15/21)...Appeared in five games for Russia at 2021 IIHF World Junior Championship...**2019-20:** Ranked T-3rd among NCAA freshmen forwards in GWG (3), T-7th in plus/minus rating and T-8th in goals...Ranked T-1st on team in GWG, second in plus/minus rating (plus-14), third in goals, T-3rd in scoring and T-4th in assists...Recorded six points (2-4=6) in weekend sweep of New Hampshire (1/31-2/1/20)...**2018-19:** Ranked T-2nd on team in GWG (6) and assists and third in goals and scoring...Named to the USHL 2018-19 All-Rookie Team...Played in USHL/NHL Top Prospects Game (12/18/18)...**2017-18:** Ranked T-2nd on team in assists, third in scoring and fourth in goals.

SEASON	CLUB	LEAGUE	REGULAR SEASON					PLAYOFFS				
			GP	G	A	PTS	PIM	GP	G	A	PTS	PIM
2018-19	Waterloo	USHL	62	26	32	58	24	4	0	2	2	2
2019-20	Univ. of Connecticut	H-East	34	11	12	23	31	-	-	-	-	-
2020-21	Univ. of Connecticut	H-East	13	3	9	12	12	-	-	-	-	-
2021-22	Univ. of Connecticut	HE	35	12	11	23	18	-	-	-	-	-
	Iowa	AHL	8	0	2	2	4	-	-	-	-	-
2022-23	Iowa	AHL	1	0	0	0	0	-	-	-	-	-
	Torpedo Nizhny Novgorod	KHL	47	11	15	26	42	10	3	1	4	14

## MATVEY GUSKOV

**Position:** Center **Shoots:** Left **Height:** 6-2 **Weight:** 182

**Born:** January 30, 2001; Nizhnekamsk, Russia

**Acquired:** Selected in the fifth round (149th overall) of the 2019 NHL Draft.

**2022-23:** Appeared in nine playoff games as CSKA Moscow defeated Ak Bars in KHL Finals to win its second consecutive Gagarin Cup...Played in 37 games during the KHL regular season...**2021-22:** Appeared in seven playoff games as CSKA Moscow defeated Metallurg in KHL Finals to win Gagarin Cup...Skated in 32 games in KHL regular season...**2020-21:** Ranked T-2nd on team in scoring with three assists in seven MHL playoff games...**2019-20:** Recorded two goals vs. Saginaw (2/7/20)...Tallied two goals including GWG vs. Sudbury (1/1/20)...Notched two GWG and one PPG...**2018-19:** Ranked second among team rookies in goals and scoring...Ranked T-7th among OHL rookies in GWG (2), T-11th in goals and 12th in scoring...**2017-18:** Represented Russia at the 2018 World Junior A Challenge, the 2017 World Under-17 Hockey Challenge and the 2017 Ivan Hlinka Memorial Tournament.

SEASON	CLUB	LEAGUE	REGULAR SEASON					PLAYOFFS				
			GP	G	A	PTS	PIM	GP	G	A	PTS	PIM
2018-19	London	OHL	59	12	18	30	24	11	2	2	4	0
2019-20	London	OHL	62	16	14	30	48	-	-	-	-	-
2020-21	CSKA Moscow	KHL	2	0	0	0	0	-	-	-	-	-
	Krasnaya Armiya Moskva	MHL	14	5	5	10	6	7	0	3	3	4
2021-22	CSKA Moscow	KHL	32	3	5	8	30	7	0	0	0	0
2022-23	CSKA Moscow	KHL	37	3	6	9	41	9	0	0	0	4



## HUNTER HAIGHT


**Position:** Center **Shoots:** Right **Height:** 5-10 **Weight:** 178

**Born:** April 4, 2004; Strathroy, Ontario

**Acquired:** Selected in the second round (47th overall) of the 2022 NHL Draft.

**2022-23:** Led team in scoring, assists and shots on goal (197), ranked second in PPG (8) and T-3rd in goals...Traded from Barrie to Saginaw on Dec. 1, 2022...Named an alternate captain with Saginaw...**2021-22:** Ranked 10th among OHL rookies in goals...Ranked T-1st on team in SHG (2) and fourth in goals...Tallied eight multi-point contests, including a career-high, four-point contest (2-2=4) vs. Oshawa (2/19/22)...Recognized as an Academic Player of the Month twice...**2020-21:** Did not play...**2019-20:** Led the Alliance U16 league in goals and ranked second in scoring with 58 points (32-26=58) in 33 games.

SEASON	CLUB	LEAGUE	REGULAR SEASON					PLAYOFFS				
			GP	G	A	PTS	PIM	GP	G	A	PTS	PIM
2021-22	Barrie	OHL	63	22	19	41	13	6	1	4	5	0
2022-23	Barrie	OHL	20	3	6	9	4	-	-	-	-	-
	Saginaw	OHL	42	18	33	51	10	11	3	5	8	18



## RYAN HEALEY

**Position:** Defenseman **Shoots:** Right **Height:** 6-0 **Weight:** 172

**Born:** May 19, 2004; Chicago, Illinois

**Acquired:** Selected in the fourth round (121st overall) of the 2022 NHL Draft.

**2022-23:** ECAC Hockey All-Rookie Team selection...Appeared in every game in his freshman season at Harvard...**2021-22:** Ranked second among team defensemen in scoring...Ranked T-4th on team in PPA (5) and T-5th in assists...Tallied two assists in four games for Team USA at Hlinka Gretzky Cup...**2020-21:** Played for U.S. National Under-17 Team and Sioux Falls in the USHL...**2019-20:** Named East Cost Elite League U16 Top Defenseman.

SEASON	CLUB	LEAGUE	REGULAR SEASON					PLAYOFFS				
			GP	G	A	PTS	PIM	GP	G	A	PTS	PIM
2020-21	Sioux Falls	USHL	7	0	1	1	0	-	-	-	-	-
	USNTDP	USHL	8	0	1	1	14	-	-	-	-	-
2021-22	Sioux Falls	USHL	59	3	18	21	22	-	-	-	-	-
2022-23	Harvard Univ.	ECAC	34	2	6	8	23	-	-	-	-	-





# FUTURE WILD



## RILEY HEIDT

**Position:** Center    **Shoots:** Left    **Height:** 5-11    **Weight:** 182

**Born:** March 25, 2005; Saskatoon, Saskatchewan

**Acquired:** Selected in the second round (44th overall) of the 2023 NHL Draft.

**2022-23:** Led the WHL in PPA (39), ranked T-1st assists and T-4th in scoring...Named to Second All-Star Team of WHL's B.C. Division...Assist total set franchise record...Served as an assistant captain...Led team in assists and ranked T-1st in scoring in playoffs...Recorded 32 multi-point games including a hat trick and an assist vs. Vancouver (11/13/22)...Tallied two assists in five game as Canada earned bronze medal at 2023 IIHF Under-18 World Championship...Recorded six points (3-3=6) in five games to help Team Canada win gold medal at 2022 Hlinka Gretzky Cup...**2021-22:** Ranked T-9th among WHL rookies in scoring...Led team in scoring and assists and ranked second in goals.

SEASON	CLUB	LEAGUE	REGULAR SEASON					PLAYOFFS				
			GP	G	A	PTS	PIM	GP	G	A	PTS	PIM
2020-21	Prince George	WHL	22	2	6	8	12	-	-	-	-	-
2021-22	Prince George	WHL	65	21	37	58	51	3	1	2	3	12
2022-23	Prince George	WHL	68	25	72	97	36	9	2	6	8	9



## MARAT KHUSNUTDINOV


**Position:** Center    **Shoots:** Left    **Height:** 5-11    **Weight:** 176

**Born:** July 17, 2002; Moscow, Russia

**Acquired:** Selected in the second round (37th overall) of the 2020 NHL Draft.

**2022-23:** Ranked second on team in assists, sixth in goals and T-7th in points during regular season...Per team, he became the youngest player in SKA history to reach 50 career points (20 years, six months and 13 days—116 games)...Tied Artemi Panarin for 7th most points in KHL season by a player 20 years or younger...**2021-22:** Served as captain for Russia at 2022 IIHF World Junior Championship and tallied one assist in two games before tournament was canceled...Skated in 16 KHL playoff games...**2020-21:** Suffered upper-body injury (2/11/21) and missed remainder of season...Tallied five points (3-2=5) in seven games for Russia at 2021 IIHF World Junior Championship...Recorded one PPG and one GWG...Ranked T-2nd on team in scoring and second among team forwards in TOI/game (17:26)...**2019-20:** Ranked third on team in assists and T-5th among team forwards with a plus-27 rating...Served as team captain for Russia at the 2019 Hlinka Gretzky Cup...Tallied three assists in five games to help Russia win the gold medal...**2018-19:** Recorded three points (1-2=3) in seven games and served as team captain at the 2019 IIHF World Under-18 Championship as Russia claimed the silver medal...Recorded five points (3-2=5) in six games to help Russia win the gold medal at the 2018 World Under-17 Hockey Challenge.

SEASON	CLUB	LEAGUE	REGULAR SEASON					PLAYOFFS				
			GP	G	A	PTS	PIM	GP	G	A	PTS	PIM
2017-18	Podolsk	Russia Jr.U17	25	8	34	42	12	-	-	-	-	-
2018-19	Podolsk	Russia Jr.U17	11	8	10	18	2	-	-	-	-	-
	Podolsk	Russia Jr.U17	1	1	2	3	0	7	4	6	10	0
2019-20	SKA St. Petersburg	Russia Jr.	44	13	25	38	16	2	0	0	0	2
2020-21	St. Petersburg SKA	KHL	12	0	2	2	2	-	-	-	-	-
	St. Petersburg SKA	MHL	10	3	11	14	6	-	-	-	-	-
2021-22	St. Petersburg SKA	KHL	32	5	7	12	8	16	1	3	4	6
2022-23	St. Petersburg SKA	KHL	63	11	30	41	18	16	1	6	7	6



## RASMUS KUMPULAINEN

**Position:** Center    **Shoots:** Left    **Height:** 6-2=3    **Weight:** 201

**Born:** August 8, 2005; Lahti, Finland

**Acquired:** Selected in the second round (53rd overall) of the 2023 NHL Draft.

**2022-23:** Ranked T-3rd on team in assists and fifth in scoring...Tallied five points (3-2=5) in five games for Finland at 2023 IIHF Under-18 World Championship...Served as assistant captain...Collected three points (1-2=3) in five games to help Finland earn bronze medal at 2022 Hlinka Gretzky Cup...**2021-22:** Ranked fifth on Under-18 team in scoring despite playing in only nine games.

SEASON	CLUB	LEAGUE	REGULAR SEASON					PLAYOFFS				
			GP	G	A	PTS	PIM	GP	G	A	PTS	PIM
2020-21	Pelicans U18	Finland	27	6	14	20	0	-	-	-	-	-
	Pelicans U20	Finland	6	0	2	2	2	-	-	-	-	-
2021-22	Pelicans U18	Finland	9	8	13	21	2	-	-	-	-	-
	Pelicans U20	Finland	43	8	9	17	2	7	3	0	0	0
2022-23	Pelicans U18	Finland	3	1	1	2	2	-	-	-	-	-
	Pelicans U20	Finland	41	11	23	34	26	4	1	1	2	2
	Peliitat	Finland	2	0	0	0	2	-	-	-	-	-

# FUTURE WILD



## REIGER LORENZ

**Position:** Left Wing    **Shoots:** Left    **Height:** 6-2    **Weight:** 194

**Born:** March 30, 2004; Calgary, Alberta

**Acquired:** Selected in the second round (56th overall) of the 2022 NHL Draft.

**2022-23:** Tallied first collegiate goal vs. Providence (10/21/22)...Recorded a three-game point streak (1-3=4, 1/7-1/14/23)...Denver won NCHC regular season championship...**2021-22:** Named Canadian Junior Hockey League and Alberta Junior Hockey League Rookie of the Year...Led AJHL in SHG (5), ranked fourth in goals and fifth in scoring...Led AJHL rookies in goals and ranked second in scoring...Only CJHL player to play for Team Canada at the 2022 IIHF Under-18 World Championship...Tallied four assists in four games...His great uncle, Garnet "Ace" Bailey, was a forward and two-time Stanley Cup champion who appeared in 568 NHL games with the Bruins, Red Wings, Blues and Capitals (1968-78)

SEASON	CLUB	LEAGUE	REGULAR SEASON					PLAYOFFS				
			GP	G	A	PTS	PIM	GP	G	A	PTS	PIM
2020-21	Okotoks	AJHL	7	2	1	3	4	-	-	-	-	-
2021-22	Okotoks	AJHL	60	38	47	85	54	10	2	7	9	4
2022-23	Univ. of Denver	NCHC	37	2	7	9	20	-	-	-	-	-



## LIAM OHGREN


**Position:** Left Wing    **Shoots:** Left    **Height:** 6-1    **Weight:** 201

**Born:** January 28, 2004; Stockholm, Sweden

**Acquired:** Selected in the first round (19th overall) of the 2022 NHL Draft.

**2022-23:** Ranked fifth on team in goals and plus/minus rating and eighth in scoring in regular season...Led team in goals and ranked fourth in playoff scoring as Djurgardens lost in championship...Served as alternate captain for Sweden at 2023 IIHF World Junior Championship...Recorded two goals in seven games...**2021-22:** Notched one assist in seven games at 2022 IIHF World Junior Championship as Sweden won bronze medal...Signed three-year, entry-level contract with the Wild (7/16/22)...Named Best Forward in Sweden's Junior League...Led Sweden's Junior League in goals, points and plus/minus rating (plus-41)...Captained Sweden to the gold medal at the 2022 IIHF Under-18 World Championship...Ranked T-7th in tournament scoring with nine points (3-6=9) in six games...Recorded two goals and an assist including the GWG in gold medal game vs. the United States...Helped Sweden earn a bronze medal at the 2021 Hlinka Gretzky Cup where he ranked second on team in scoring with seven points (4-3=7) in five games...**2020-21:** Split season between Djurgarden's Junior and Under-18 team.

SEASON	CLUB	LEAGUE	REGULAR SEASON					PLAYOFFS				
			GP	G	A	PTS	PIM	GP	G	A	PTS	PIM
2020-21	Djurgarden	SWE Jr.	8	4	2	6	0	-	-	-	-	-
	Djurgarden	SWE U18	8	5	8	13	2	-	-	-	-	-
2021-22	Djurgarden	SWE Jr.	30	33	25	58	6	6	2	4	6	4
	Djurgarden	SWE	25	1	1	3	6	-	-	-	-	-
2022-23	Djurgarden	SWE	36	11	9	20	2	17	8	5	13	4



## KALEM PARKER

**Position:** Defenseman    **Shoots:** Right    **Height:** 6-0    **Weight:** 184

**Born:** October 12, 2004; Clavet, Saskatchewan

**Acquired:** Selected in the sixth round (181st overall) of the 2023 NHL Draft.

**2022-23:** Led team in PPP (20), ranked second in assists and PPG (6) and T-3rd in scoring...**2021-22:** Ranked second among team defensemen in scoring, assists and shots on goal (93)...Tallied one goal in three games for Canada at 2022 IIHF Under-18 World Championship.

SEASON	CLUB	LEAGUE	REGULAR SEASON					PLAYOFFS				
			GP	G	A	PTS	PIM	GP	G	A	PTS	PIM
2020-21	Victoria	WHL	21	0	6	6	19	-	-	-	-	-
2021-22	Victoria	WHL	66	2	18	20	70	-	-	-	-	-
2022-23	Victoria	WHL	68	6	32	38	64	-	-	-	-	-





# FUTURE WILD

# FUTURE WILD



## JACK PEART

**Position:** Defenseman **Shoots:** Left **Height:** 5-11 **Weight:** 186

**Born:** January 14, 2003; Grand Rapids, Minnesota

**Acquired:** Selected in the second round (54th overall) of the 2021 NHL Draft.

**2022-23:** Ranked second on team in assists and sixth in plus/minus rating (14)...Point total ranked second among team defensemen...Named to the NCHC All-Tournament Team and the NCHC Second All-Star Team...Won bronze medal with Team USA at 2023 IIHF World Junior Championship...Recorded three assists, six shots on goal and a plus-3 rating in seven games...**2021-22:** Tallied two assists in four games for the United States at 2022 IIHF World Junior Championship...Led team freshman in assists and points...Ranked fourth on team in assists...Named NCHC Rookie of the Week (10/18/22)...**2020-21:** Named Minnesota's 2021 Mr. Hockey as state's top senior high school player...Led Grand Rapids High School in assists and scoring and ranked second in goals...Led Fargo defensemen in goals, assists and scoring in the playoffs...**2019-20:** Team captain for Grand Rapids...Led team in goals and scoring and ranked third in assists...Played for Team USA's Under-17 National Team at the 2019 Five Nations Tournament in Germany...**2018-19:** Led Grand Rapids defensemen in goals, assists and scoring...Ranked second on team in assists and scoring.

SEASON	CLUB	LEAGUE	REGULAR SEASON					PLAYOFFS				
			GP	G	A	PTS	PIM	GP	G	A	PTS	PIM
2018-19	Grand Rapids	High-MN	25	8	1	21	14	-	-	-	-	-
2019-20	Fargo	USHL	5	0	2	2	2	-	-	-	-	-
	Grand Rapids	High-MN	25	13	14	27	10	-	-	-	-	-
2020-21	Fargo	USHL	24	1	14	15	14	9	2	5	7	2
	Grand Rapids	High-MN	18	11	24	35	4	-	-	-	-	-
2021-22	St. Cloud State Univ.	NCHC	32	2	15	17	24	-	-	-	-	-
2022-23	St. Cloud State Univ.	NCHC	39	3	21	24	24	-	-	-	-	-



## SERVAC PETROVSKY

**Position:** Center **Shoots:** Left **Height:** 5-11 **Weight:** 185

**Born:** August 10, 2003; Presov, Slovakia

**Acquired:** Selected in the sixth round (185th overall) of the 2022 NHL Draft.

**2022-23:** Ranked T-3rd on team in goals and fifth in scoring and assists...Recorded three points (2-1=3), 14 shots on goals, a plus-3 rating and averaged 18:59 in TOI/game in five games for Slovakia at the 2023 IIHF World Junior Championship...**2021-22:** Collected three points (2-1=3) and averaged 18:16 in TOI/game in four games for Slovakia at 2022 IIHF World Junior Championship...Named one of Slovakia's top three players of the tournament...Ranked T-1st amongst OHL rookies in GWG (7), second in PPG (9), SHG (3) and shots on goal (208), third in scoring and fourth in goals...Registered 15 multi-point games, including six multi-goal efforts...Recorded five points (1-4=5) in five games as Slovakia earned a silver medal at the 2021 Hlinka Gretzky Cup.

SEASON	CLUB	LEAGUE	REGULAR SEASON					PLAYOFFS				
			GP	G	A	PTS	PIM	GP	G	A	PTS	PIM
2020-21	HC Ocelari Trinec	CZE Jr.	8	3	3	6	0	-	-	-	-	-
2021-22	Owen Sound	OHL	65	28	26	54	28	7	2	4	6	4
2022-23	Owen Sound	OHL	62	24	31	55	14	4	1	1	2	2



## AARON PIONK

**Position:** Defenseman **Shoots:** Left **Height:** 6-1 **Weight:** 170

**Born:** January 16, 2003; Hermantown, Minnesota

**Acquired:** Selected in the fifth round (149th overall) of the 2023 NHL Draft.

**2022-23:** Ranked T-4th among USHL defensemen in goals...Named to the USHL Second All-Star Team...Ranked T-5th on team in assists and T-6th in scoring...**2021-22:** Ranked third among team defensemen in assists and fourth in scoring...**2020-21:** Tallied 40 points (15-25=40) in 20 games for Hermantown High School...**2019-20:** Collected 29 points (9-20=29) in 23 games as Hermantown lost to Mahtomedi in overtime in state championship...Older brother Neal, plays in the NHL.

SEASON	CLUB	LEAGUE	REGULAR SEASON					PLAYOFFS				
			GP	G	A	PTS	PIM	GP	G	A	PTS	PIM
2021-22	Minnesota	NAHL	51	9	19	28	14	1	0	0	0	2
2022-23	Waterloo	USHL	60	12	24	36	51	3	0	2	2	0



## CHARLIE STRAMEL

**Position:** Center **Shoots:** Right **Height:** 6-3 **Weight:** 223

**Born:** October 15, 2004; Rosemount, Minnesota

**Acquired:** Selected in the first round (21st overall) of the 2023 NHL Draft.

**2022-23:** Led Badgers in PIM...Scored first collegiate goal in 5-2 win at Minnesota Duluth (10/21/22)...Collected three assists in seven games at 2023 IIHF World Junior Championship to help Team USA earn bronze medal...**2021-22:** Recorded five points (2-3=5) in six games to help United States earn silver medal at 2022 IIHF Under-18 World Championship...Tallied an assist in one game for Team USA at 2022 IIHF World Junior Championship...**2020-21:** Tallied four points (2-2=4) in five game for Team USA at 2021 IIHF Under-18 World Championship...Ranked T-3rd on team in scoring...**2019-20:** Recorded 18 points (6-12=18) in 23 games as a freshman at Rosemount High School...Recorded two goals in four games as Team USA claimed silver at the 2020 Youth Olympics in Lausanne, Switzerland.

SEASON	CLUB	LEAGUE	REGULAR SEASON					PLAYOFFS				
			GP	G	A	PTS	PIM	GP	G	A	PTS	PIM
2020-21	U.S. National U-18	USHL	15	4	3	7	18	-	-	-	-	-
	U.S. National U-17	USHL	30	9	12	21	18	-	-	-	-	-
2021-22	U.S. National U-18	USHL	26	10	12	22	35	-	-	-	-	-
	U.S. National U-17	USHL	2	0	1	1	4	-	-	-	-	-
2022-23	Univ. of Wisconsin	Big-10	33	5	7	12	59	-	-	-	-	-



## DANIILA YUROV

**Position:** Right Wing **Shoots:** Left **Height:** 6-1 **Weight:** 178

**Born:** December 22, 2022; Chelyabinsk, Russia

**Acquired:** Selected in the first round (24th overall) of the 2022 NHL Draft.

**2022-23:** Ranked third on team with a plus-8 rating...Played in all 11 KHL playoff games for Magnitogorsk Metallurg...**2021-22:** Split season between the KHL and the MHL, Russia's Junior League...Played in 19 playoff games as Metallurg Magnitogorsk lost to CSKA Moscow in KHL Final...Registered four points (3-1=4) in three games with Russia at the 2021 Four Nations Tournament...**2020-21:** Earned silver medal with Russia at the 2021 IIHF Under-18 World Championship...Ranked T-5th in tournament scoring with 11 points (4-7=11) in seven games...**2019-20:** Tallied eight points (2-6=8) in six games to help Russia win gold medal at the 2019 World Under-17 Hockey Challenge.

SEASON	CLUB	LEAGUE	REGULAR SEASON					PLAYOFFS				
			GP	G	A	PTS	PIM	GP	G	A	PTS	PIM
2019-20	Magnitogorsk Metallurg	MHL	18	6	7	13	6	5	0	0	0	0
2020-21	Magnitogorsk Metallurg	KHL	21	1	1	2	0	3	1	0	1	0
	Magnitogorsk Metallurg	MHL	23	13	12	25	8	3	2	1	3	2
2021-22	Magnitogorsk Metallurg	KHL	21	0	0	0	2	19	0	0	0	0
	Magnitogorsk Metallurg	MHL	23	13	23	36	8	2	1	0	1	0
2022-23	Magnitogorsk Metallurg	KHL	59	6	6	12	8	11	0	0	0	2
	Magnitogorsk Metallurg	MHL	12	4	11	15	6	-	-	-	-	-



# HOW THE WILD WAS BUILT

# IOWA WILD

YEAR	DRAFT (RD/PICK)	FREE AGENT (SIGNED)	TRADE/WAIVERS (TEAM, DATE)
2010		JARED SPURGEON (9/23)	
2011	JONAS BRODIN (1/10)		
2015	JOEL ERIKSSON EK (1/20) KIRILL KAPRIZOV (5/135)		
2016	BRANDON DUHAIME (4/106)		
2017	NICK SWANEY (7/209)		MARCUS FOLIGNO (BUF, 6/30)
2018	CONNOR DEWAR (3/92) SIMON JOHANSSON (5/148)		
2019	MATTHEW BOLDY (1/12) VLADISLAV FIRSTOV (2/42) HUNTER JONES (2/59) ADAM BECKMAN (3/75) MATVEY GUSKOV (5/149)	MATS ZUCCARELLO (7/1) RYAN HARTMAN (7/1)	
2020	MARCO ROSSI (1/9) MARAT KHUSNUDINOV (2/37) RYAN O'ROURKE (2/39) DAEMON HUNT (3/65) PAVEL NOVAK (5/146)	DAKOTA MERMIS (10/9)	CALEN ADDISON (PIT, 2/10)
2021	JESPER WALLSTEDT (1/20) CARSON LAMBOS (1/26) JACK PEART (2/54) CAEDAN BANKIER (3/86) KYLE MASTERS (4/118) NATE BENOIT (6/182)	ALEX GOLIGOSKI (7/28) FREDERICK GAUDREAU (7/28) JON MERRILL (7/29)	
2022	LIAM OHGREN (1/19) DANILO YUROV (1/24) HUNTER HAIGHT (2/47) REIGER LORENZ (2/56) MICHAEL MILNE (3/89) RYAN HEALEY (4/121) DAVID SPACEK (5/153) SERVAC PETROVSKY (6/185)	ZANE MCINTYRE (1/4) STEVEN FOGARTY (7/13) NIC PETAN (7/13) SAMMY WALKER (8/17)	MARC-ANDRE FLEURY (CHI, 3/21) JAKE MIDDLETON (SJ, 3/21) BROCK FABER (LA, 6/29) FILIP GUSTAVSSON (OTT, 7/12)
2023	CHARLIE STRAMEL (1/21) RASMUS KUMPULAINEN (2/53) RILEY HEIDT (2/64) AARON PIONK (5/149) KALEM PARKER (6/181) JIMMY CLARK (7/213)	VINNI LETTIERI (7/1) JAKE LUCCHINI (7/1) JUJHAR KHAIRA (9/17)	MARCUS JOHANSSON (WSH, 2/28) PATRICK MAROON (TB, 7/2) MAX CAJKOVIC (TB, 7/2)



## PRIMARY DEVELOPMENT AFFILIATE AMERICAN HOCKEY LEAGUE

**Address:** Iowa Events Center • C/O Iowa Wild • 730 Third Street • Des Moines, IA 50309  
**Phone:** (515) 564-8700  
**Website:** iowawild.com **Twitter:** @IAWild  
**Home Rink:** Wells Fargo Arena  
**Team Colors:** Forest Green, Iowa Wheat, Harvest Gold and Iron Range Red  
**2022-2023 Record:** 34-27-6-5, 79 points (4th in Central Division)  
**Affiliation:** Became Minnesota's primary developmental affiliate on April 22, 2013.

### CLUB DIRECTORY

<b>Owner</b> .....	Minnesota Sports & Entertainment (MSE)
<b>General Manager</b> .....	Michael Murray
<b>President</b> .....	Todd Frederickson
<b>Head Coach</b> .....	Brett McLean
<b>Assistant Coach</b> .....	Patrick Dwyer
<b>Assistant Coach</b> .....	Ben Simon
<b>Goaltending Coach</b> .....	Richard Bachman
<b>Head Athletic Trainer</b> .....	Daniel Barker
<b>Head Equipment Manager</b> .....	Richard Krouse

### IOWA WILD SCHEDULE [ALL TIMES CENTRAL]

#### OCTOBER

- 10.13 vs. Henderson 7:00 p.m.
- 10.14 vs. Henderson 6:00 p.m.
- 10.20 at Manitoba 7:00 p.m.
- 10.21 at Manitoba 6:00 p.m.
- 10.25 vs. Chicago 7:00 p.m.
- 10.27:00 at Rockford 7:00 p.m.
- 10.28 at Milwaukee 6:00 p.m.

#### NOVEMBER

- 11.2 vs. Milwaukee 10:30 a.m.
- 11.4 vs. Texas 6:00 p.m.
- 11.5 vs. Texas 3:00 p.m.
- 11.1 at Rockford 7:00 p.m.
- 11.11 at Chicago 7:00 p.m.
- 11.18 vs. Rockford 6:00 p.m.
- 11.19 vs. Rockford 3:00 p.m.
- 11.22 at Milwaukee 7:00 p.m.
- 11.25 at Hershey 7:00 p.m.
- 11.26 at Hershey 3:00 p.m.

#### DECEMBER

- 12.1 at Colorado 7:05 p.m.
- 12.2 at Colorado 7:05 p.m.
- 12.5 vs. Rockford 7:00 p.m.
- 12.8 vs. Milwaukee 7:00 p.m.
- 12.9 vs. Milwaukee 6:00 p.m.
- 12.12 vs. Chicago 7:00 p.m.
- 12.15 at Rockford 7:00 p.m.
- 12.16 at Rockford 7:00 p.m.
- 12.2 at Milwaukee 7:00 p.m.
- 12.22 vs. Manitoba 7:00 p.m.
- 12.23 vs. Manitoba 6:00 p.m.
- 12.28 vs. Colorado 6:00 p.m.
- 12.30 vs. Colorado 6:00 p.m.

#### JANUARY

- 1.5 vs. Grand Rapids 7:00 p.m.
- 1.6 vs. Grand Rapids 6:00 p.m.
- 1.12 at San Diego 7:00 p.m.
- 1.13 at San Diego 6:00 p.m.
- 1.15 at Tucson 6:00 p.m.
- 1.17:00 at Tucson 6:30 p.m.
- 1.20 at Rockford 7:00 p.m.
- 1.22 vs. Texas 7:00 p.m.
- 1.24 vs. Texas 7:00 p.m.
- 1.26 vs. San Diego 7:00 p.m.
- 1.27:00 vs. San Diego 6:00 p.m.

#### FEBRUARY

- 2.2 at Henderson 7:00 p.m.
- 2.3 at Henderson 7:00 p.m.
- 2.9 vs. Tucson 7:00 p.m.
- 2.10 vs. Tucson 6:00 p.m.
- 2.16 at Texas 7:00 p.m.
- 2.17:00 at Texas 7:00 p.m.
- 2.19 vs. Rockford 5: p.m.
- 2.21 vs. Rockford 7:00 p.m.
- 2.24 at Rockford 7:00 p.m.
- 2.25 at Chicago 3:00 p.m.
- 2.28 at Grand Rapids 7:00 p.m.

#### MARCH

- 3.1 at Grand Rapids 7:00 p.m.
- 3.3 at Milwaukee 3:00 p.m.
- 3.9 vs. Manitoba 6:00 p.m.
- 3.10 vs. Manitoba 3:00 p.m.
- 3.15 at Grand Rapids 7:00 p.m.
- 3.16 at Grand Rapids 8:00 p.m.
- 3.17:00 at Chicago 3:00 p.m.
- 3.22 vs. Chicago 7:00 p.m.
- 3.23 vs. Chicago 6:00 p.m.
- 3.26 vs. Milwaukee 7:00 p.m.
- 3.29 at Texas 7:00 p.m.
- 3.30 at Texas 7:00 p.m.

#### APRIL

- 4.5 vs. Hershey 7:00 p.m.
- 4.6 vs. Hershey 6:00 p.m.
- 4.9 vs. Rockford 7:00 p.m.
- 4.13 at Manitoba 2:00 p.m.
- 4.14 at Manitoba 2:00 p.m.
- 4.17:00 vs. Grand Rapids 7:00 p.m.
- 4.19 vs. Grand Rapids 7:00 p.m.
- 4.20 at Chicago 7:00 p.m.



# IOWA HEARTLANDERS



## ECHL DEVELOPMENT AFFILIATE

**Address:** 802 Quarry Road • Coralville, IA 52241

**Phone:** (319) 569-4625

**Website:** iowaheartlanders.com

**Twitter:** @GoHeartlanders

**Home Rink:** Xtream Arena

**Team Colors:** Sunrise Gold, Coral Pink, Grey and Black

**2022-2023 Record:** 22-36-13-1, 58 points

**Affiliation:** Announced affiliate with Minnesota Wild and Iowa Wild on June 17, 2021.

### CLUB DIRECTORY

<b>Owner</b> .....	Deacon Sports & Entertainment
<b>President &amp; CEO</b> .....	Brian McKenna
<b>General Manager and Head Coach</b> .....	Derek Damon
<b>Associate Coach</b> .....	Joe Exter
<b>Strength and Conditioning Coach</b> .....	Bryan Rohrbach
<b>Head Equipment Manager</b> .....	Greg Angus
<b>Director of Communications &amp; Broadcaster</b> .....	David Fine

### IOWA HEARTLANDERS SCHEDULE [ALL TIMES CENTRAL]

#### OCTOBER

- 10.20 vs. Rapid City 6:35 p.m.
- 10.21 vs. Rapid City 6:05 p.m.
- 10.28 at Wichita 7:05 p.m.
- 10.29 at Wichita 7:05 p.m.

#### NOVEMBER

- 11.3 at Cincinnati 6:35 p.m.
- 11.4 at Cincinnati 6:35 p.m.
- 11.8 vs. Kalamazoo 6:35 p.m.
- 11.9 vs. Kalamazoo 6:35 p.m.
- 11.11 vs. Kalamazoo 6:05 p.m.
- 11.15 vs. Utah 10:35 a.m.
- 11.17 vs. Utah 6:35 p.m.
- 11.18 vs. Utah 6:05 p.m.
- 11.22 at Kalamazoo 6:00 p.m.
- 11.25 at Wheeling 6:10 p.m.
- 11.26 at Wheeling 3:10 p.m.

#### DECEMBER

- 12.1 at Cincinnati 6:35 p.m.
- 12.2 at Toledo 6:15 p.m.
- 12.3 at Toledo 4:15 p.m.
- 12.8 at Kalamazoo 6:00 p.m.
- 12.9 at Kalamazoo 6:00 p.m.
- 12.10 at Fort Wayne 4:00 p.m.
- 12.15 vs. Toledo 6:35 p.m.
- 12.16 vs. Toledo 6:05 p.m.
- 12.17 vs. Toledo 2:05 p.m.
- 12.21 vs. Fort Wayne 6:35 p.m.
- 12.22 vs. Fort Wayne 6:35 p.m.
- 12.23 vs. Fort Wayne 6:35 p.m.
- 12.29 at Rapid City 8:05 p.m.
- 12.30 at Rapid City 8:05 p.m.
- 12.31 at Rapid City 8:05 p.m.

#### JANUARY

- 1.6 at Fort Wayne 6:30 p.m.
- 1.7 at Fort Wayne 4:00 p.m.
- 1.12 at Tulsa 7:05 p.m.
- 1.13 at Tulsa 7:05 p.m.
- 1.15 vs. Cincinnati 2:05 p.m.
- 1.19 vs. Wheeling 6:35 p.m.
- 1.20 vs. Wheeling 6:05 p.m.
- 1.24 at Cincinnati 6:35 p.m.
- 1.26 at Indy 6:00 p.m.
- 1.27 at Indy 6:00 p.m.

#### FEBRUARY

- 2.2 at Kalamazoo 6:00 p.m.
- 2.3 at Kalamazoo 6:00 p.m.
- 2.7 vs. Kalamazoo 6:35 p.m.
- 2.9 vs. Cincinnati 6:35 p.m.
- 2.10 vs. Cincinnati 6:05 p.m.
- 2.14 vs. Indy 6:35 p.m.
- 2.16 vs. Indy 6:35 p.m.
- 2.17 vs. Indy 6:05 p.m.
- 2.21 vs. Wichita 6:35 p.m.
- 2.23 at Cincinnati 6:35 p.m.
- 2.24 at Cincinnati 6:35 p.m.

#### MARCH

- 3.1 at Indy 6:00 p.m.
- 3.2 at Toledo 6:15 p.m.
- 3.3 at Toledo 6:15 p.m.
- 3.8 at Wichita 7:05 p.m.
- 3.9 at Wichita 7:05 p.m.
- 3.13 vs. Wheeling 6:35 p.m.
- 3.15 vs. Wheeling 6:35 p.m.
- 3.16 vs. Wheeling 6:05 p.m.
- 3.22 vs. Wichita 6:35 p.m.
- 3.23 vs. Wichita 6:05 p.m.
- 3.24 vs. Wichita 2:05 p.m.
- 3.27 at Kansas City 7:05 p.m.
- 3.29 at Kansas City 7:05 p.m.
- 3.30 at Kansas City 7:05 p.m.

#### APRIL

- 4.3 vs. Toledo 6:35 p.m.
- 4.5 vs. Toledo 6:35 p.m.
- 4.6 vs. Toledo 6:05 p.m.
- 4.10 vs. Kalamazoo 6:35 p.m.
- 4.12 vs. Kalamazoo 6:35 p.m.
- 4.13 vs. Kansas City 6:05 p.m.



# TEAM HISTORY AND RECORDS

2023-2024



# 2022-23 SEASON NOTES

## FINDING THEIR GROOVE

- Since March 1, the Wild held a 12-4-5 record and ranked seventh in the NHL in point percentage (.690) and is tied for eighth with 29 points.
- Since Feb. 11, Minnesota was tied for fourth in the NHL with 45 points (19-5-7), ranked fifth in point percentage (.726) and tied for fifth in wins.
- The Wild recorded a franchise-record 14-game point streak (11-0-3) from Feb. 17 to March 15. The streak is tied for the third-longest in the NHL.
- Since Feb. 11, the Wild owned a .929 team save percentage and allowed 2.29 goals per game, each the second-lowest mark in the league.

## HOME SWEET HOME

- Dating back to Nov. 19th, Minnesota is 23-7-3 at home for a .742 point percentage, the third-most wins and home point percentage in the NHL during that span.
- The team recorded a seven-game home win streak from Nov. 27 - Dec. 18, the fourth-longest home win streak in the NHL.
- In home games since Nov. 19, the Wild allowed 2.18 goals per game and recorded a .925 save percentage, ranking second in the NHL in each category.
- Minnesota ranked tied for sixth in the NHL with a .659 home point percentage and tied for seventh with 25 home victories this season.

## ON THE ROAD AGAIN

- Minnesota recorded an 11-game road point streak (8-0-3) from 2/23 to 3/29, third-longest in franchise history and third-longest in the NHL.
- Since Feb. 23, the Wild was first in the NHL with a .927 road SV% and was third with a 2.53 road GAA.

## ON THE POWER PLAY

- Minnesota set the single-season franchise record for power-play percentage (21.4 pct), converting 54 for 252 power-play opportunities.
- The Wild converted 26.2 percent (33 of 126) of power-play opportunities at home this season, sixth-best in the NHL.

## PENALTY KILLERS

- Recorded a streak of 27 consecutive successful penalty kills across 14 total games from 2/6 to 3/2. Did not allow a power-play goal in 12 consecutive games from 2/8 - 2/28, the longest streak in the NHL this season, tied for the longest streak in franchise history and tied for the 13th-longest streak in the NHL's Expansion Era (since 1967-68 season).
- Allowed 20 opposing power-play goals on 118 opportunities (83.1 pct.) at home on the season, the seventh-best rate in the NHL.

## COOL UNDER PRESSURE

- Minnesota went 42-7-8 (.807) this season when obtaining a lead at any point in the game, the seventh-best point percentage in the NHL in such situations.
- The Wild was 31-0-3 (.956) when leading through two periods, the third-best point percentage in the NHL.
- Minnesota was 15-1-11 (.759) in games that became tied with less than five minutes left in regulation, tied for the fifth-most victories in the NHL.

## LOCK-DOWN DEFENSE

- Minnesota conceded less than two goals in 27 games this season, second-most the NHL. The Wild holds a 24-1-2 record when allowing less than two goals.
- In 56 games since Dec. 10, the Wild posted a 2.43 GA/Gm average, the second-best mark in the NHL during that span.

## FREE HOCKEY, PLEASE

- This season Minnesota had 12 victories in games decided past regulation, tied for seventh-most in the NHL.
- The Wild's seven shootout victories led the NHL.
- Minnesota skaters scored shootout goals on 21 of 44 attempts (47.7 pct.), leading the NHL in total shootout goals and in shootout percentage (min. 10 shootout attempts).
- Freddy Gaudreau led the NHL with eight shootout goals, while Kirill Kaprizov and Mats Zuccarello were tied for second with five shootout goals each. Since the start of the 2021-22 season, Gaudreau is second in the NHL with nine shootout goals, while Kaprizov and Zuccarello are tied for third with seven shootout goals.
- Since the start of the 2021-22 season, Minnesota leads the NHL with 28 victories in extra-session games, three more than the next-closest franchise (Colorado, 25 extra-session wins).

## SHORT (HANDED) KINGS

- Minnesota ranked third in the NHL with 14 shorthanded goals (SHG).
- The Wild scored its 14th SHG of the season at CHI (4/10), breaking the franchise's previous single-season record set in the 2000-01 season.
- Minnesota recorded two SHG in a single game twice a 10-day span (3/29 at COL, 4/8 vs. STL) after doing so only three times previously in franchise history.
- The Wild scored two SHG in a 20-second span (11:17, 11:37 in the first period) vs. STL (4/8), marking the franchise's first time scoring multiple shorthanded goals in a 20-second span. The last NHL team to do so was Boston on 4/10/10 (15 second differential).

## HEAD COACH DEAN EVASON

- Since Dean Evason took over as head coach on Feb. 14, 2020, Minnesota is 142-67-23 and ranks tied for fifth in the NHL in points (307) and tied for sixth in wins.
- The Wild recorded 123 wins in the team's first 200 games under Evason, tied for the fourth-most by a first-time head coach in NHL history (all games coming with one franchise).
- Evason reached 100 career wins at CHI (Oct. 30, 2022), requiring the fifth fewest (159) games in NHL history to do so.

## KIRILL THE THRILL

- Kirill Kaprizov led the Wild with 75 points (40-35=75).
- Kaprizov reached the 40-goal mark for the second consecutive season by scoring vs. WPG (4/11). He became the first player in franchise history with multiple 40-goal seasons (consecutive or otherwise) after scoring a career-high 47 goals in 2021-22.
- Skated in his 200th career game 3/7 vs. CGY. His 113 goals through 200 career games ranked second among active NHL players (Ovechkin, 123 goals through 200 career games).
- Kaprizov notched the second regular-season hat trick of his career vs. CBJ (Feb. 26). Per NHLStats, he became the fifth player in NHL history to conclude his natural hat trick with the game-winning overtime goal.

# 2022-23 SEASON NOTES



## PHONE BOOTH FREDDY

- Freddy Gaudreau finished tied for third in the NHL with four short-handed goals and tied for sixth in shorthanded points this season.
- Became the first player in Wild history to record multiple short-handed goals in a single game, netting two at COL (3/29).
- Gaudreau led the NHL with eight shootout goals this season, tied for the largest since-season total in Wild history (Mikko Koivu, 2006-07 season).

## IN FULL BLOOM

- Goaltender Marc-Andre Fleury went 8-3-1 in his last 12 starts with a 2.49 GAA, a .924 SV% and one shutout.
- In a 4-2 victory at WPG (3/8), Fleury saved 46-of-48 shots faced, both tied for the second-highest single-game totals of his career (47 saves, 49 save attempts).
- Finished 24-16-4 for the season, Fleury recorded his 15th career season of 20-plus wins, tied for third-most in NHL history: Patrick Roy (17), Martin Brodeur (16) and Ed Belfour (15).
- Fleury recorded his 73rd career shutout at Columbus (2/23), stopping all 30 shots faced. He has now recorded a shutout against 29-of-32 NHL teams (St. Louis, Vegas and Minnesota), the most in league history.
- Currently at 985 career games played, Fleury played in his 972nd career game vs. VGK (2/9) to move past Terry Sawchuk for fourth place in NHL history among goalies. Roy currently ranks third with 1,029 career game appearances.
- With 18 saves vs. EDM (12/1), Fleury surpassed Tony Esposito (24,761 career saves) for fourth-most in NHL history.
- Fleury faced his 28th career penalty-shot attempt at MTL (10/25). Per NHL Stats, Fleury's 22 saves on 28 all-time attempts trail only Roberto Luongo (33 PS SA, 29 PS saves) for the all-time lead in both categories.

## THE GUS BUS IS ROLLING

- Goaltender Filip Gustavsson ranked second in the NHL with a 1.91 goals-allowed average (GAA) and a .936 save percentage (SV%) since Nov. 19th (minimum 12 games played). He was 21-5-6 during that span.
- He allowed two goals or less in 25 of his 37 starts this season.
- For the season, Gustavsson (22-9-7 in 39 games played and 37 starts) set career-highs in wins, games played and shutouts.
- Made a career-high 47 saves in a 2-1 OT win at NJD (3/21).
- Recorded a career-best shutout streak of 177 minutes and 13 seconds across four games (2/28 - 3/12), the third-longest in franchise history
- Stopping all 26 shots faced in regulation and overtime vs. CGY (3/7), became the sixth goaltender in franchise history to record a shutout in consecutive games.
- Recorded a career-best 10-game point streak from Feb. 11 to March 12. He recorded a six-game win streak from Nov. 19 to Dec. 18, the longest of his career.
- For the season, Gustavsson finished second in the NHL with a 2.10 GAA and a .931 SV%. (min. 25 games played).
- Gustavsson and Boston's Linus Ullmark (40 wins, 1.89- GAA and a .938 SV%) joined Henrik Lundqvist as the only Swedish-born goaltenders to record 20 wins, a 2.10-or-lower GAA and a .930-or-higher save percentage in a single season.

- Kaprizov's 16 power-play goals (PPG) ranked sixth in the NHL prior to his injury at WPG (3/8). With a PPG vs. CBJ (Feb. 26), he broke Brian Rolston's single-single franchise record (15 PPG, 2005-06 season).
- Kaprizov scored his 30th goal of the season Feb. 13 vs. FLA, joining Marian Gaborik and Brian Rolston as the only Wild players to record consecutive 30-goal seasons with the franchise.
- The left winger led the Wild in both multi-goal games (seven) and three-point games (seven) was is tied for first in multi-point games (18)
- Kaprizov was the 10th player in franchise history to reach the 100-goal mark. Kaprizov recorded his 100th career goal at CAR (1/19), becoming the third-fastest active player to reach that mark (180 games), trailing Patrik Laine (179 games) and Alexander Ovechkin (167 games).
- Kaprizov reached the 40-point mark in 31 games this season. Per NHL Stats, he required the fewest games by a Wild player to reach the 40-point mark in a single season. He reached 40 points in one fewer game than he did in 2021-22 (32 GP).
- Kaprizov was the first player in Wild history to record his first 200 career points with the franchise in fewer than 200 games. He became the 23rd player in NHL history to collect 200 points in 167 games or less.

## BOLDY AND THE BEAUTIFUL

- Matt Boldy led the team in takeaways (51), tied for first in multi-point games (18), was second in goals (31) and shots on goal (255) and third in points (63).
- Had 21 points (14-7=21) in his last 16 games and 23 points (15-8=23) in his last 19 games.
- Boldy scored his 31st goal of the season at CHI (4/10) to surpass Marian Gaborik (30 in 2002-03 and 2001-02) for most by a Wild player age 22 or younger.
- Collected his 100th career point (45-55=100) in the 125th game of his career at PIT (4/6). Among players to debut with the franchise, he required the second-fewest games to reach the mark behind Kirill Kaprizov (92 GP).
- Recorded his third career hat trick (3-0=3) vs. SEA (3/27), the first natural hat trick of his career and his second hat trick in a five-game span.
- Became the fourth U.S.-born NHL player to record three hat tricks before turning 22, joining Jimmy Carson (seven), Alex DeBrincat (four) and Jeremy Roenick (four).
- Registered his first career overtime goal at NJD (3/21), finding net with two seconds remaining in OT. Per NHL Stats, Boldy's goal at the 4:58 mark was tied for the second-latest overtime goal in Wild history (also Dmitry Kulikov on 4/24/22) behind only Matt Dumba (4:59 on 2/27/21).
- Recorded his second career hat trick vs. WSH (3/19), becoming the seventh player in franchise history to notch multiple hat tricks.
- Joined Marian Gaborik (67 in 2001-02 & 65 in 2002-03) and Pierre-Marc Bouchard (59 in 2005-06) as the only Wild players to record a 50-point season before age 22.
- Boldy reached the 30-goal mark in the 94th game of his career, joining Kirill Kaprizov (30 goals in first 67 games) and Marian Gaborik (30 goals in first 93 games) as the only players to debut with the Wild and reach the mark in fewer than 100 games.
- Boldy signed a seven-year, \$49 million contract extension on Jan. 16 that runs through the 2029-30 season.



# 2022-23 GAME-BY-GAME

# 2022-23 STAT BREAKDOWN



GAME	DATE	OPPONENT	RESULT	W	L	OT	RECORD	PTS	DIVISION/ CONF. RANK	WILD GOALS (BY #)	WILD GOALTENDERS	ATT.
1	10/13	NVR	3-7	L	0-1-0	0	0-1-0	0	t-4th/t-9th	36p,12,12	Fleury	18,612
2	10/15	LA	6-7	L	0-2-0	0	0-2-0	0	t-7th/t-13th	5,17,14p,97p,36p,13	Fleury/GUSTAVSSON	18,421
3	10/17	COL	3-6	L	0-3-0	0	0-3-0	0	8th/t-14th	97,14p,97p	Gustavsson	17,437
4	10/20	VAN	4-3	W	1-3-0	2	1-3-0	2	t-6th/t-12th	36,13,36,97	Fleury	17,323
5	10/22	@ BOS	3-4	L	1-3-1	3	1-3-1	3	7th/t-12th	2s,12p,46	Fleury	17,850
6	10/25	@ MIL	3-1	W	2-3-1	5	2-3-1	5	t-6th/t-11th	14,21,14	Fleury	20,867
7	10/27	@ OTT	4-2	W	3-3-1	7	3-3-1	7	t-5th/t-10th	36p,97,38,89s	Fleury	13,870
8	10/29	@ DET	1-2	L	3-4-1	7	3-4-1	7	t-5th/t-10th	97	Gustavsson	17,364
9	10/30	@ CHI	4-3	W	4-4-1	9	4-4-1	9	t-4th/t-9th	12,58,12	Fleury	14,149
10	11/1	MIL	4-1	W	5-4-1	11	5-4-1	11	t-2nd/t-6th	58,97p,97,12	Fleury	16,385
11	11/3	SEA	0-4	L	5-5-1	11	5-5-1	11	4th/8th		Fleury	17,221
12	11/8	@ LA	0-1	L	5-6-1	11	5-6-1	11	t-5th/t-10th		Fleury	13,558
13	11/9	@ ANA	4-1	W	6-6-1	13	6-6-1	13	t-3rd/t-7th	97p,24,97p,56	Gustavsson	14,803
14	11/11	@ SEA	1-0	W	7-6-1	15	7-6-1	15	t-3rd/t-7th	36	Fleury	17,151
15	11/13	SJ	2-3	L	7-6-2	16	7-6-2	16	t-4th/8th	89,26s	Gustavsson	17,105
16	11/15	@ NSH	1-2	L	7-7-2	16	7-7-2	16	4th/t-8th	89	Fleury	17,159
17	11/17	PIT	4-6	L	7-8-2	16	7-8-2	16	t-5th/t-9th	21,14,14s,24	Gustavsson	18,224
18	11/19	CAR	2-1	W	8-8-2	18	8-8-2	18	t-4th/t-8th	13,33	Gustavsson	18,278
19	11/23	WPG	6-1	W	9-8-2	20	9-8-2	20	t-4th/t-8th	15,2,17,97p,17,12p	Gustavsson	17,450
20	11/25	TOR	3-4	L	9-9-2	20	9-9-2	20	t-4th/t-8th	97p,12,36	Fleury	18,997
21	11/27	ARI	4-3	W	10-9-2	22	10-9-2	22	t-4th/t-7th	97,13,46,12p	Fleury	17,745
22	12/1	EDM	5-3	W	11-9-2	24	11-9-2	24	t-4th/t-8th	14p,97p,89,13,36	Fleury	17,651
23	12/3	ANA	5-4	W	12-9-2	26	12-9-2	26	t-4th/t-8th	2,26,14p,97	Gustavsson	17,822
24	12/4	@ DAL	6-5	W	13-9-2	28	13-9-2	28	3rd/t-6th	97p,26s,5,18,14	Fleury	18,120
25	12/7	@ CGY	3-5	L	13-10-2	28	13-10-2	28	3rd/8th	97,15,4	Fleury	17,562
26	12/9	@ EDM	2-5	L	13-11-2	28	13-11-2	28	t-3rd/t-8th	14,36	Fleury	17,589
27	12/10	@ VAN	3-0	W	14-11-2	30	14-11-2	30	3rd/t-7th	12p,26s,13	Gustavsson	18,526
28	12/12	EDM	2-1	W	15-11-2	32	15-11-2	32	3rd/t-6th	12p,89	Fleury	17,707
29	12/14	DET	4-1	W	16-11-2	34	16-11-2	34	3rd/t-6th	89p,24,36,89	Gustavsson	18,324
30	12/16	CHI	4-1	W	17-11-2	36	17-11-2	36	3rd/5th	36,97,36,36	Fleury	18,501
31	12/18	OTT	4-2	W	18-11-2	38	18-11-2	38	3rd/5th	97,36,46,89	Gustavsson	18,213
32	12/21	@ ANA	4-1	W	19-11-2	40	19-11-2	40	3rd/5th	26,12,14p,38	Fleury	14,961
33	12/22	@ SJ	2-5	L	19-12-2	40	19-12-2	40	3rd/t-5th	14,36	Gustavsson	13,128
34	12/27	@ WPG	4-1	W	20-12-2	42	20-12-2	42	3rd/5th	46p,36,89,74	Gustavsson	15,325
35	12/29	DAL	1-4	L	20-13-2	42	20-13-2	42	3rd/5th	97	Fleury	19,316
36	12/31	@ STL	5-2	W	21-13-2	44	21-13-2	44	3rd/5th	24,38,38,46,18	Fleury	18,096
37	1/4	TB	5-1	W	22-13-2	46	22-13-2	46	3rd/5th	14,97p,2,13,97	GUSTAVSSON/Fleury	18,427
38	1/7	@ BUF	5-6	F	22-13-3	47	22-13-3	47	3rd/5th	21,97p,38,17,14p	Fleury	19,070
39	1/8	STL	0-3	L	22-14-3	47	22-14-3	47	3rd/6th		Gustavsson	18,745
40	1/10	@ NYR	3-4	L	22-14-4	48	22-14-4	48	3rd/6th	4,97,36	Fleury	18,006
41	1/12	@ NYI	3-1	W	23-14-4	50	23-14-4	50	3rd/6th	89s,13,97	Gustavsson	17,255
42	1/14	ARI	2-1	W	24-14-4	52	24-14-4	52	3rd/6th	36p,89	Fleury	19,299
43	1/17	@ WSH	4-2	W	25-14-4	54	25-14-4	54	3rd/6th	46,25,46,14	Gustavsson	18,573
44	1/19	@ CAR	2-5	L	25-15-4	54	25-15-4	54	3rd/7th	97p,12	Fleury	18,013
45	1/21	@ FLA	3-5	L	25-16-4	54	25-16-4	54	3rd/7th	12p,14p,46	Gustavsson	16,759
46	1/24	@ TB	2-4	L	25-17-4	54	25-17-4	54	4th/9th	14s,97p	Fleury	19,092
47	1/26	PHI	3-2	W	26-17-4	56	26-17-4	56	3rd/7th	12,12p,36	Fleury	19,177
48	1/28	BUF	3-2	W	27-17-4	58	27-17-4	58	3rd/7th	14p,46	Fleury	19,212
49	2/6	@ ARI	2-3	L	27-18-4	58	27-18-4	58	3rd/t-7th	97,25	Fleury	4,600
50	2/8	@ DAL	1-4	L	27-19-4	58	27-19-4	58	t-3rd/t-7th	14p	Gustavsson	18,274
51	2/9	VGK	1-5	L	27-20-4	58	27-20-4	58	t-3rd/t-7th	97p	FLEURY/Gustavsson	18,797
52	2/11	NJ	3-2	W	28-20-4	60	28-20-4	60	t-3rd/t-7th	14p,38	Gustavsson	19,065
53	2/13	FLA	1-2	L	28-20-5	61	28-20-5	61	3rd/t-7th	97	Gustavsson	17,453
54	2/15	COL	2-3	L	28-21-5	61	28-21-5	61	4th/t-8th	14p,97	Fleury	17,965
55	2/17	DAL	2-1	W	29-21-5	63	29-21-5	63	t-3rd/t-7th	36	Gustavsson	19,239
56	2/19	NSH	4-3	W	30-21-5	65	30-21-5	65	4th/8th	21,97p,97,38	Gustavsson	19,255
57	2/21	LA	2-1	W	31-21-5	67	31-21-5	67	t-3rd/t-7th	38,38	Gustavsson	18,012
58	2/23	@ CBJ	2-0	W	32-21-5	69	32-21-5	69	3rd/7th	21,97	Fleury	17,997
59	2/24	@ TOR	1-2	L	32-21-6	70	32-21-6	70	3rd/t-6th	21	Gustavsson	18,575
60	2/26	CBJ	3-2	W	33-21-6	72	33-21-6	72	2nd/t-4th	97,97p,97	Fleury	19,063
61	2/28	NYI	2-1	W	34-21-6	74	34-21-6	74	2nd/4th	75	Gustavsson	18,431
62	3/2	@ VAN	2-1	W	35-21-6	76	35-21-6	76	2nd/4th	97,97	Fleury	18,903
63	3/4	@ CGY	3-0	W	36-21-6	78	36-21-6	78	2nd/4th	14,17,12	Gustavsson	18,605
64	3/7	CGY	0-1	L	36-21-7	79	36-21-7	79	2nd/5th		Gustavsson	18,998
65	3/8	@ WPG	4-2	W	37-21-7	81	37-21-7	81	t-1st/t-3rd	17,89,38,15	Fleury	13,148
66	3/11	@ SJ	5-2	W	38-21-7	83	38-21-7	83	2nd/4th	46,89p,90,36p,12	Fleury	17,562
67	3/12	@ ARI	4-5	L	38-21-8	84	38-21-8	84	2nd/4th	36,75,12,26	Gustavsson	4,600
68	3/15	@ STL	8-5	W	39-21-8	86	39-21-8	86	2nd/4th	14p,3,70,15,38p,33,75,38	Fleury	18,096
69	3/18	BOS	2-5	L	39-22-8	86	39-22-8	86	t-2nd/t-4th	90,70p	Gustavsson	19,329
70	3/19	WSH	5-3	W	40-22-8	88	40-22-8	88	2nd/4th	12,12,75,21,12	Fleury	19,231
71	3/21	@ NJ	2-1	W	41-22-8	90	41-22-8	90	t-1st/t-3rd	15,12	Gustavsson	16,124
72	3/23	@ PHI	4-5	L	41-22-9	91	41-22-9	91	2nd/4th	70,12,17,12	Fleury	18,495
73	3/25	CHI	3-1	W	42-22-9	93	42-22-9	93	1st/3rd	75,38,89	Gustavsson	19,312
74	3/27	SEA	5-1	W	43-22-9	95	43-22-9	95	1st/3rd	5,12p,12,12,38	Fleury	19,291
75	3/29	@ COL	4-2	W	44-22-9	97	44-22-9	97	1st/2nd	90,13,89s,89s	Gustavsson	18,140
76	4/1	@ VGK	1-4	L	44-23-9	97	44-23-9	97	1st/4th	12	Fleury	18,398
77	4/3	VGK	3-4	L	44-23-10	98	44-23-10	98	t-1st/t-4th	21,3p,12	Gustavsson	19,176
78	4/6	@ PIT	1-4	L	44-24-10	98	44-24-10	98	3rd/6th	90	Fleury	18,417
79	4/8	STL	5-3	W	45-24-10	100	45-24-10	100	3rd/t-5th	38s,13s,89p,46,25	Gustavsson	19,191
80	4/10	@ CHI	4-2	W	46-24-10	102	46-24-10	102	3rd/t-5th	12,90s,90,28	Gustavsson	15,268
81	4/11	WPG	1-3	L	46-25-10	102	46-25-10	102	3rd/t-5th	97	Fleury	19,199
82	4/13	@ NSH	3-4	L	46-25-11	103	46-25-11	103	3rd/6th	89,89,19	Gustavsson	17,519

ALL CAPS indicates decision, \* indicates sell out, p-power-play goal, s-short-handed goal, ps-penalty shot

Overall Record	46-25-11
Home Record	25-12-4
Road Record	21-13-7
Scoring First	31-7-4
Opponent Scoring First	15-18-6
Leading After First Period	23-1-2
Trailing After First Period	7-15-4
Tied After First Period	16-9-5
Leading After Second Period	31-0-3
Trailing After Second Period	7-21-2
Tied After Second Period	8-4-6

Outshooting Opponent	21-14-5
Outshot By Opponent	24-10-6
Even Shots	1-1-0
Overtime Record - 2022-23	5-5
Overtime Record - Franchise	90-55-92
Shootout Record - 2022-23	7-6
Shootout Record - Franchise	83-80

## SEASON CATEGORY LEADERS

GAMES PLAYED	Frederick Gaudreau	82	TIME ON ICE	Jared Spurgeon	1,723:09
POINTS	Kirill Kaprizov	75	TOI/GAME	Jonas Brodin	22:51
GOALS	Kirill Kaprizov	40	FACEOFF WIN %	Matt Boldy	54.6
ASSISTS	Mats Zuccarello	45	GAMES (GOALIE)	Marc-Andre Fleury	46
POWER-PLAY GOALS	Kirill Kaprizov	17	MINUTES (GOALIE)	Marc-Andre Fleury	2,654:17
SHORT-HANDED GOALS	Frederick Gaudreau	4	WINS	Marc-Andre Fleury	24
GAME-WINNING GOALS	Two Players	6	LOSSES	Marc-Andre Fleury	16
EVEN-STRENGTH GOALS	Two Players	23	WINNING PERCENTAGE	Filip Gustavsson	.671
SHOOTOUT GOALS	Freddy Gaudreau	8	OVERTIME LOSSES	Filip Gustavsson	7
3+ GOAL GAMES	Matt Boldy	2	GOALS-AGAINST AVG.	Filip Gustavsson	2.10
SHOTS ON GOAL	Kirill Kaprizov	261	SAVE PERCENTAGE	Filip Gustavsson	0.931
PENALTY MINUTES	Marcus Foligno	97	SHUTOUTS	Filip Gustavsson	3
PLUS/MINUS	Jared Spurgeon	+32	GOALS ALLOWED	Marc-Andre Fleury	126





# 2022-23 STAT BREAKDOWN

## GOALS BY PERIOD

PERIOD	WILD	OPP.
1	61	64
2	86	74
3	87	76
OT	5	5
<b>Total</b>	<b>239</b>	<b>219</b>
<b>Avg.</b>	<b>2.9</b>	<b>2.7</b>

## SHOTS BY PERIOD

PERIOD	WILD	OPP.
1	777	815
2	910	874
3	794	806
OT	54	57
<b>Total</b>	<b>2,535</b>	<b>2,552</b>
<b>Avg.</b>	<b>30.9</b>	<b>31.1</b>

## GOAL PRODUCTION

GOALS	WILD	OPP.
0	0-3-1	4-0-1
1	3-8-2	20-1-1
2	9-7-1	12-2-2
3	8-5-4	7-4-2
4	16-1-2	1-7-3
5	8-0-1	2-7-1
6	1-1-0	0-2-1
7	-	0-2-0
8	1-0-0	-

## PENALTIES

	PIM	PIM/G
<b>Home</b>	<b>444</b>	<b>10:83</b>
<b>Away</b>	<b>481</b>	<b>11:73</b>
<b>TOTAL</b>	<b>925</b>	<b>11:28</b>

## MARGIN OF VICTORY

GOALS	TOTAL	HOME	AWAY
1G	19-7-11	14-3-4	5-4-7
2G	13-5	5-2	8-3
3G+	14-13	6-7	8-6

## POWER PLAY

	G	ATT	PCT	NHL RANK
<b>Home</b>	<b>33</b>	<b>126</b>	<b>26.2</b>	<b>6th</b>
<b>Away</b>	<b>21</b>	<b>126</b>	<b>16.7</b>	<b>29th</b>
<b>OVERALL</b>	<b>54</b>	<b>252</b>	<b>21.4</b>	<b>15th</b>

3 SHORT-HANDED GOALS ALLOWED (T-1st in NHL)

## PENALTY KILL

	GA	ATT	PCT	NHL RANK
<b>Home</b>	<b>20</b>	<b>118</b>	<b>83.1</b>	<b>7th</b>
<b>Away</b>	<b>26</b>	<b>138</b>	<b>81.2</b>	<b>9th</b>
<b>OVERALL</b>	<b>46</b>	<b>256</b>	<b>82.0</b>	<b>10th</b>

14 SHORT-HANDED GOAL SCORED (3rd in NHL)

## GOAL SITUATION

	WILD	OPP.
6-on-5	3	10
6-on-4	0	1
6-on-3	0	0
5-on-5	144	140
5-on-4	49	2
5-on-3	5	0
4-on-4	3	7
4-on-3	1	0
3-on-3	4	4
3-on-4	0	1
3-on-5	0	2
3-on-6	0	0
4-on-5	12	42
4-on-6	2	0
5-on-6	16	9
Empty Net	18	12
Pen. Shot	0	1
<b>TOTAL</b>	<b>239</b>	<b>219</b>

# 2022-23 STAT BREAKDOWN



## 2022-23 10-GAME COMPARISONS

GAME	RECORD	GF-GA	POWER PLAY	PENALTY KILL	SF-SA
1-10	5-4-1	35-36	10-36 (27.8%)	24-32 (75%)	342-318
11-20	4-5-1	23-23	5-30 (16.7%)	30-34 (88.2%)	277-285
21-30	8-2-0	38-28	10-32 (31.3%)	28-37 (75.7%)	318-280
31-40	5-3-2	33-29	5-29 (17.2%)	26-34 (76.5%)	319-320
41-50	5-5-0	25-29	8-33 (24.2%)	27-32 (84.4%)	315-313
51-60	6-2-2	21-21	6-25 (24%)	23-23 (100%)	304-281
61-70	7-1-2	35-24	5-34 (14.7%)	21-31 (67.7%)	332-337
71-82	6-3-3	38-36	5-32 (15.6%)	31-33 (93.9%)	328-418

## 2022-23 MONTHLY COMPARISONS

MONTH	RECORD	GF-GA	POWER PLAY	PENALTY KILL	SF-SA
October	4-4-1	31-35	9-32 (28.1%)	23-30 (76.7%)	311-283
November	6-5-1	31-27	7-37 (18.9%)	33-38 (86.8%)	337-343
December	11-4-0	54-40	11-47 (23.4%)	42-55 (76.4%)	464-438
January	6-4-2	35-36	10-37 (27%)	31-39 (79.5%)	385-379
February	7-4-2	26-29	7-34 (20.6%)	29-30 (96.7%)	409-398
March	10-1-3	51-32	6-44 (13.6%)	33-44 (75%)	428-482
April	2-3-2	20-26	4-21 (19%)	19-20 (95%)	201-233

## POWER-PLAY SCORING

PLAYER	G	A	PTS	PP TOI/GM
Kirill Kaprizov	17	15	32	3:53
Mats Zuccarello	9	20	29	3:46
Matt Boldy	8	18	26	3:47
Joel Eriksson Ek	12	11	23	3:24
Calen Addison	0	18	18	3:28
Marcus Johansson	1	4	5	2:32
Jared Spurgeon	1	3	4	1:14
John Klingberg	1	3	4	3:34
Frederick Gaudreau	3	1	4	1:10
Ryan Hartman	1	3	4	1:17
Marcus Foligno	0	3	3	1:10
Sam Steel	0	3	3	0:49
Gustav Nyquist	0	1	1	0:54
Alex Goligoski	0	1	1	0:31
Filip Gustavsson	0	1	1	0:00
Oskar Sundqvist	1	0	1	0:58
Marc-Andre Fleury	0	1	1	0:00

## MULTI-POINT GAMES

PLAYER	2PT	3PT	4PT	5PT	TOTAL	TEAM RECORD
Kirill Kaprizov	11	7			18	14-4-0
Matt Boldy	13	5			18	13-3-2
Joel Eriksson Ek	13	1			14	8-4-2
Mats Zuccarello	10	2	1		13	9-3-1
Ryan Hartman	6	1			7	6-0-1
Jared Spurgeon	7				7	6-0-1
Sam Steel	7				7	6-0-1
Calen Addison	5	1			6	4-1-1
Marcus Johansson	4	1			5	4-1-0
Frederick Gaudreau	5				5	4-0-1
Connor Dewar	3				3	1-1-1
Mason Shaw	3				3	1-1-1
Ryan Reaves	3				3	2-0-1
Marcus Foligno	2				2	2-0-0
Jon Merrill	2				2	1-1-0
Alex Goligoski	2				2	1-1-0
Gustav Nyquist	2				2	1-0-1
Brandon Duhaime	1				1	1-0-0
Matt Dumba	1				1	1-0-0
John Klingberg	1				1	1-0-0
Jake Middleton	1				1	1-0-0
Oskar Sundqvist	1				1	1-0-0

## SHORT-HANDED SCORING

PLAYER	G	A	PTS	SH TOI/GM
Frederick Gaudreau	4	1	5	2:04
Ryan Hartman	2	2	4	0:46
Connor Dewar	3	1	4	1:37
Joel Eriksson Ek	2	1	3	2:03
Jonas Brodin	0	2	2	2:57
Mason Shaw	0	2	2	0:38
Jared Spurgeon	0	1	1	2:57
Jake Middleton	0	1	1	2:02
Brandon Duhaime	1	0	1	0:51
Marcus Johansson	1	0	1	1:01
Sam Steel	1	0	1	0:53



# 2022-23 FINAL STATS

# 2022-23 HOME/ROAD SPLITS



#	POS	PLAYER	GP	TOI/G	G	A	PTS	+/-	PIM	PP	SH	GW	SOG	SH%
97	LW	KIRILL KAPRIZOV	67	21:06	40	35	75	4	45	17	0	6	261	15.30
36	RW	MATS ZUCCARELLO	78	20:11	22	45	67	-3	26	9	0	3	198	11.10
12	LW	MATT BOLDY	81	18:29	31	32	63	1	39	8	0	5	255	12.20
14	C	JOEL ERIKSSON EK	78	18:59	23	38	61	4	44	12	2	1	247	9.30
89	C	FREDERICK GAUDREAU	82	16:02	19	19	38	10	10	3	4	3	138	13.80
38	RW	RYAN HARTMAN	59	16:17	15	22	37	7	90	1	2	6	149	10.10
46	D	JARED SPURGEON	79	21:48	11	23	34	32	14	1	0	3	149	7.40
*2	D	CALEN ADDISON	62	16:07	3	26	29	-17	22	0	0	1	77	3.90
13	C	SAM STEEL	65	14:57	10	18	28	11	18	0	1	2	85	11.80
17	LW	MARCUS FOLIGNO	65	14:59	7	14	21	-6	97	0	0	0	83	8.40
90	LW	MARCUS JOHANSSON	20	17:42	6	12	18	6	0	1	1	2	42	14.30
26	C	CONNOR DEWAR	81	10:57	6	12	18	-5	50	0	3	0	87	6.90
*15	C	MASON SHAW	59	11:17	7	10	17	-1	79	0	0	0	92	7.60
5	D	JAKE MIDDLETON	79	19:02	3	12	15	15	72	0	0	0	79	3.80
75	RW	RYAN REAVES	61	9:29	5	10	15	-1	31	0	0	0	45	11.10
24	D	MATT DUMBA	79	21:16	4	10	14	-8	81	0	0	2	99	4.00
25	D	JONAS BRODIN	60	22:51	3	11	14	13	30	0	0	0	90	3.30
4	D	JON MERRILL	73	15:08	2	10	12	-2	38	0	0	0	43	4.70
21	RW	BRANDON DUHAIME	51	10:45	9	1	10	6	42	0	1	3	80	11.30
3	D	JOHN KLINGBERG	17	19:55	2	7	9	3	4	1	0	0	34	5.90
70	C	OSKAR SUNDQVIST	15	12:28	3	4	7	0	8	1	0	0	10	30.00
33	D	ALEX GOLIGOSKI	46	17:40	2	4	6	-9	16	0	0	2	63	3.20
28	LW	GUSTAV NYQUIST	3	14:40	1	4	5	2	0	0	0	0	5	20.00
19	C	NIC PETAN	10	11:36	1	2	3	0	2	0	0	0	10	10.00
*74	C	SAMMY WALKER	9	10:36	1	1	2	-1	0	0	0	0	8	12.50
29	G	MARC-ANDRE FLEURY	46	0:00	0	1	1	0	2	0	0	0	0	0.00
*23	C	MARCO ROSSI	19	12:31	0	1	1	-7	8	0	0	0	13	0.00
32	G	FILIP GUSTAVSSON	39	0:00	0	1	1	0	0	0	0	0	0	0.00
56	C	JOSEPH CRAMAROSSA	4	7:47	1	0	1	0	4	0	0	0	1	100
*88	C	DAMIEN GIROUX	1	13:57	0	1	1	0	2	0	0	0	0	0.00
*53	LW	ADAM BECKMAN	9	10:41	0	0	0	-2	0	0	0	0	12	0.00
28	C	STEVEN FOGARTY	2	10:19	0	0	0	0	0	0	0	0	0	0.00
6	D	DAKOTA MERMIS	2	14:27	0	0	0	-1	0	0	0	0	1	0.00
*72	RW	NICK SWANEY	1	9:33	0	0	0	0	0	0	0	0	0	0.00
*7	D	BROCK FABER	2	20:04	0	0	0	2	0	0	0	0	1	0.00

#	GOALTENDER	GP	W	L	OT	SA	GA	GAA	SV	SV%	SO	PIM	MIN
32	FILIP GUSTAVSSON	39	22	9	7	1,173	81	2.10	1,092	.931	3	0	2310
29	MARC-ANDRE FLEURY	46	24	16	4	1,367	126	2.85	1,241	.908	2	2	2654

\*Rookie

#	PLAYER	HOME						ROAD					
		GP	G	A	PTS	+/-	PIM	GP	G	A	PTS	+/-	PIM
89	FREDERICK GAUDREAU	41	9	6	15	2	2	41	10	13	23	8	8
46	JARED SPURGEON	41	4	13	17	15	8	38	7	10	17	17	6
12	MATT BOLDY	41	16	19	35	4	21	40	15	13	28	-3	18
24	MATT DUMBA	41	2	6	8	-8	39	38	2	4	6	0	42
26	CONNOR DEWAR	40	2	2	4	-10	27	41	4	10	14	5	23
5	JAKE MIDDLETON	40	2	5	7	6	14	39	1	7	8	9	58
36	MATS ZUCCARELLO	40	14	23	37	0	6	38	8	22	30	-3	20
14	JOEL ERIKSSON EK	39	10	20	30	-6	20	39	13	18	31	10	24
97	KIRILL KAPRIZOV	36	25	23	48	3	16	31	15	12	27	1	19
4	JON MERRILL	35	0	5	5	-6	18	38	2	5	7	4	20
25	JONAS BRODIN	32	1	6	7	4	22	28	2	5	7	9	8
17	MARCUS FOLIGNO	32	3	7	10	0	61	33	4	7	11	-6	36
13	SAM STEEL	32	7	8	15	11	6	33	3	10	13	0	12
*2	CALEN ADDISON	31	3	16	19	-4	10	31	0	10	10	-13	12
*15	MASON SHAW	31	2	3	5	-9	41	28	5	7	12	8	38
75	RYAN REAVES	30	3	2	5	-5	26	31	2	8	10	4	5
21	BRANDON DUHAIME	27	4	0	4	-1	18	24	5	1	6	7	24
38	RYAN HARTMAN	27	7	8	15	-1	45	32	8	14	22	8	45
33	ALEX GOLIGOSKI	24	1	3	4	-11	6	22	1	1	2	2	10
*23	MARCO ROSSI	8	0	1	1	-1	4	11	0	0	0	-6	4
90	MARCUS JOHANSSON	8	1	7	8	2	0	12	5	5	10	4	0
3	JOHN KLINGBERG	6	1	2	3	-2	0	11	1	5	6	5	4
70	OSKAR SUNDQVIST	6	1	1	2	-1	0	9	2	3	5	1	8
*53	ADAM BECKMAN	5	0	0	0	-2	0	4	0	0	0	0	0
19	NIC PETAN	5	0	2	2	2	2	5	1	0	1	-2	0
*74	SAMMY WALKER	5	0	0	0	0	0	4	1	1	2	-1	0
28	STEVEN FOGARTY	2	0	0	0	0	0	-	-	-	-	-	-
28	GUSTAV NYQUIST	1	0	2	2	1	0	2	1	2	3	1	0
56	JOSEPH CRAMAROSSA	1	0	0	0	-1	4	3	1	0	1	1	0
*72	NICK SWANEY	-	-	-	-	-	-	1	0	0	0	0	0
*7	BROCK FABER	-	-	-	-	-	-	2	0	0	0	2	0
6	DAKOTA MERMIS	-	-	-	-	-	-	2	0	0	0	-1	0
*88	DAMIEN GIROUX	-	-	-	-	-	-	1	0	1	1	0	2

#	GOALTENDER	HOME					ROAD				
		GP	W-L-OT	GAA	SV%	SO	GP	W-L-OT	GAA	SV%	SO
32	FILIP GUSTAVSSON	23	13-5-4	2.09	0.929	1	16	9-4-3	2.12	0.933	2
29	MARC-ANDRE FLEURY	21	12-7-0	2.94	0.897	0	25	12-9-4	2.78	0.915	2

\*Rookie



# 2022-23 SEASON HIGHS & LOWS

# 2022-23 INJURY REPORT



TEAM	
Consecutive Games Won	6 - 12/10-12/21
Consecutive Games Earning a Point	14 - 11-0-3, 2/17-3/15 – New franchise record
Consecutive Games Lost, Regulation	3 - 3x, 2/6-2/9; 1/19-1/24; 10/13-10/17
Consecutive Games Lost, Regulation and OT/SO	3 - 6x, 4/1-4/6; 2/6-2/9; 1/19-1/24; 1/7-1/10; 11/13-11/17; 10/13-10/17
Most Goals For, Period	5 - 3/15 at STL (2nd)
Most Goals Against, Period	4 - 3x, 2/9 vs. VGK (2nd); 12/4 at DAL (3rd); 10/15 vs. LA (1st)
Most Goals For, Game	8 - 3/15 at STL – Ties franchise record
Most Goals Against, Game	7 - 2x
Most Power-Play Goals For, Period	2 - 3x, 12/1 vs. EDM (2nd); 11/23 vs. WPG (3rd); 10/15 vs. LA (2nd)
Most Power-Play Goals For, Game	3 - 10/15 vs. LA
Most Power-Play Goals Against, Period	2 - 3x, 3/15 at STL (1st); 1/7 at BUF (2nd); 12/7 at CGY (2nd)
Most Power-Play Goals Against, Game	3 - 3/15 at STL
Most Power-Play Attempts For, Game	6 - 3x, 12/21 at ANA; 11/9 at ANA; 10/15 vs LA
Most Power-Play Attempts Against, Game	7 - 2x, 2/13 vs. FLA; 1/19 at CAR
Most Shots For, Period	23 - 1/8 vs. STL (3rd)
Most Shots For, Game	49 - 12/3 vs. ANA
Most Shots Against, Period	21 - 2x, 4/1 at VGK (3rd); 3/21 at NJD (3rd)
Most Shots Against, Game	48 - 2x, 3/21 at NJD; 3/8 at WPG
Most Shots For, Overtime	6 - 1/7 at STL
Most Shots Against, Overtime	9 - 10/22 at BOS
Fewest Shots For, Period	3 - 4x, 1/17 at WSH (1st); 1/8 vs. STL (2nd); 12/18 vs. OTT (3rd); 11/8 at LA (1st)
Fewest Shots For, Game	20 - 3/27 vs. SEA
Fewest Shots Against, Period	1 - 10/29 at DET (3rd)
Fewest Shots Against, Game	17 - 12/14 vs. DET
Most Penalty Minutes Both Teams, Game	110 - 11/9 at ANA
Most Penalty Minutes Wild, Game	53 - 11/9 at ANA
Fewest Penalty Minutes Both Teams, Game	4 - 2/23 at CBJ
Fewest Penalty Minutes Wild, Game	2 - 4x, 2/8 at DAL; 1/28 vs. BUF, 2/21 vs LAK, 2/23 at CBJ

INDIVIDUAL	
Most Goals, Game	3 - 4x, Boldy, 3/19 vs. WSH; Boldy, 3/27 vs. SEA; Kaprizov, 2/26 vs. CBJ; Zuccarello, 12/16 vs. CHI
Most Assists, Game	3 - Addison, 10/17 vs. COL
Most Points, Game	4 - Zuccarello (3-1=4) 12/16 vs. CHI
Most Goals, Period	2 - 8x, Johansson, 4/10 at CHI (3rd); Boldy, 3/27 vs. SEA (2nd); Boldy, 3/19 vs WSH (1st); Kaprizov, 2/26 vs CBJ (3rd); Spurgeon, 1/17 at WSH (2nd); Hartman, 12/31 at STL (2nd); Kaprizov, 11/1 vs. MTL (2nd); Boldy, 10/13 vs. NYR (3rd)
Most Assists, Period	2 - 12x, Nyquist, 4/8 vs STL (2nd) Johansson, 3/19 vs WSH (1st); Steel, 3/15 at STL (2nd); Eriksson Ek, 3/15 at STL (2nd); Dewar, 1/17 at WSH (2nd); Zuccarello, 1/12 at NYI (3rd); Steel, 12/27 at WPG (1st); Boldy, 12/21 at ANA (2nd); Kaprizov, 12/18 vs. OTT (2nd); Reaves, 12/4 at DAL (2nd); Eriksson Ek, 11/1 vs. MTL (2nd); Zuccarello, 10/15 vs. LA (2nd)
Most Points, Period	2 - 35x
Most Shots, Game	9 - 3x, Kaprizov, 3/2 at VAN; Kaprizov, 11/25 vs. TOR; Kaprizov, 11/9 at ANA
Most Penalty Minutes, Game	19 - Foligno, 11/27 vs. ARI
Most Hits, Game	7 - 5x, Duhaime, 4/13 at NSH; Foligno, 2/26 vs CBJ, Foligno, 2/9 vs. VGK; Foligno, 1/24 at TB; Foligno, 11/17 vs. PIT
Most Blocked Shots, Game	8 - Goligoski, 10/27 at OTT
Most PPG, Game	2 - Kaprizov, 11/9 at ANA
Most PPG, Season	16 - Kaprizov
Most SHG, Season	4 - Gaudreau
Most GWG, Season	6 - Kaprizov, Hartman
Most Overtime Goals	2 - Kaprizov
Consecutive Games with a Goal	7 - Kaprizov (7-6=13, 11/23 - 12/7) FRANCHISE RECORD
Consecutive Games with an Assist	9 - Kaprizov (4-11=15, 11/11 - 12/1) FRANCHISE RECORD
Consecutive Games with a Point	14 - Kaprizov (9-12=21, 11/9 - 12/10) FRANCHISE RECORD
Most Saves, Game	47 - Gustavsson, 3/21 at NJD

PLAYER	INJURY	DATE OF INJURY	GAMES OUT	RETURN
Oskar Sundqvist	Lower Body	4/6	4	-
Joel Eriksson Ek	Lower Body	4/6	4	-
Mason Shaw	Lower Body	4/1	6	-
Brandon Duhaime	Illness	3/29	1	4/1
Ryan Reaves	Lower Body	3/27	1	4/1
John Klingberg	Upper Body	3/23	3	3/29
Jared Spurgeon	Illness	3/21	1	3/23
Jake Middleton	Illness	3/15	1	3/19
Marcus Foligno	Lower Body	3/12	3	3/21
Kirill Kaprizov	Lower Body	3/8	12	4/8
Brandon Duhaime	Upper Body	3/2	6	3/19
Gustav Nyquist	Upper Body	1/25	15	4/8
Marcus Foligno	Lower Body	3/2	1	3/4
Jon Merrill	Illness	2/25	1	2/26
Jonas Brodin	Lower Body	2/23	12	3/19
Marcus Foligno	Lower Body	2/13	3	2/23
Jonas Brodin	Lower Body	2/6	2	2/11
Marcus Foligno	Illness	1/21	1	1/24
Filip Gustavsson	Illness	1/4	1	1/8
Mats Zuccarello	Upper Body	1/4	2	1/10
Jake Middleton	Illness	12/27	1	12/29
Marcus Foligno	Lower Body	12/21	3	12/31
Jonas Brodin	Lower Body	11/28	4	12/9
Filip Gustavsson	Upper Body	11/26	1	Backed up 12/1
Brandon Duhaime	Upper Body	11/23	18	1/7
Jonas Brodin	Illness	11/23	2	11/27
Marc-Andre Fleury	Upper Body	11/15	3	11/25
Jordan Greenway	Upper Body	11/8	6	11/23
Brandon Duhaime	Upper Body	11/1	5	11/15
Ryan Hartman	Upper Body	10/30	21	12/18
Marcus Foligno	Upper Body	10/29	6	11/11
Jordan Greenway	Upper Body	10/20	7	11/8
Jon Merrill	Upper Body	Offseason Surgery	4	10/22
Jordan Greenway	Upper Body	Offseason Surgery	3	10/20

**Total Man Games Lost 164**



# 2023-24 TRANSACTIONS

# THE LAST TIME...



## SEPTEMBER

9/29/23 Signed **F Marcus Foligno** to a four-year contract extension and **F Mats Zuccarello** to a two-year contract extension

Assigned **D Simon Johansson**, **D Kyle Masters**, **D David Spacek** and **F Pavel Novak** to Iowa

Released **F Kale Kessy** and **F Greg Meireles** from their professional tryouts

9/25/23 Assigned **F Hunter Haight** to Saginaw (OHL), **F Riley Heidt** to Prince George (WHL), **F Rasmus Kumpulainen** to Oshawa (OHL), **D Kalem Parker** to Victoria (WHL) and **F Servac Petrovsky** to Owen Sound (OHL)

Assigned **F Maxim Cajkovic** and **G Hunter Jones** to Iowa

Released **F Louis Boudon**, **D Ben Brinkman**, **F Casey Dornbach**, **D Landon Kosior** from their amateur tryouts and **F Brett Budgell**, **G Peyton Jones** and **D Brenden Miller** from their professional tryouts

9/19/23 Re-signed **D Calen Addison** to a one-year contract

9/19/23 Released **G Chase Coward**, **F Gavin Hain**, **F Roman Kukumberg**, **F Carson Latimer**, **C Ryan McGuire** and **G Harrison Meneghin** from their amateur tryouts

9/17/23 Signed **F Juhar Khaira** to a one-year, two-way contract

## AUGUST

No transactions

## JULY

7/31/23 Re-signed **G Filip Gustavsson** to a three-year contract

7/16/23 Re-signed **F Brandon Duhaime** to a one-year contract

7/2/23 Acquired **F Patrick Maroon** and **F Max Cajkovic** from Tampa Bay in exchange for a seventh-round pick in the 2024 NHL Draft. Tampa Bay will retain 20 percent of Maroon's contract

7/1/23 Signed **F Vinni Lettieri** to a two-year, two-way contract and **F Jake Lucchini** to a one-year, two-way contract

Named **Jason King** Assistant Coach

## JUNE

6/30/23 Re-signed **G Zane McIntyre**, **D Dakota Mermis** and **F Nick Swaney** to one-year, two-way contracts

6/29/23 Selected **C Charlie Stramel** in first round (21st overall), **C Rasmus Kumpulainen** in the second round (53rd overall), **C Riley Heidt** in the second round (64th overall), **D Aaron Pionk** in the fifth round (149th overall), **D Kalem Parker** in the sixth round (181st overall) and **C Jimmy Clark** in the seventh round (213th)

6/23/23 Re-signed **G Hunter Jones** to a one-year, two-way contract

## MAY

5/2/23 Signed **F Marcus Johansson** to a two-year contract

## APRIL

4/27/23 Recalled **F Adam Beckman**, **F Steven Fogarty**, **D Daemon Hunt**, **G Zane McIntyre**, **D Dakota Mermis**, **F Nic Petan**, **F Marco Rossi**, **F Nick Swaney** and **F Sammy Walker** from Iowa

4/24/23 Recalled **G Jesper Wallstedt** from Iowa

4/22/23 Announced that the team will not renew the contracts of Iowa Wild Head Coach **Tim Army** and Assistant Coaches **Nate DiCasmirro** and **Nolan Yonkman**

4/21/23 Reassigned **F Sammy Walker** to Iowa

4/19/23 Recalled **F Sammy Walker** from Iowa

4/17/23 Recalled **G Hunter Jones** from Iowa

4/15/23 Reassigned **F Nic Petan** to Iowa

4/14/23 Reassigned **F Damien Giroux**, **F Marco Rossi**, **F Nick Swaney** and **F Sammy Walker** to Iowa

4/13/23 Recalled **F Damien Giroux** from Iowa

Signed **F Frederick Gaudreau** to a five-year contract

4/12/23 Recalled **F Nick Swaney** and **F Sammy Walker** from Iowa

4/9/23 Signed **D Brock Faber** to a three-year, entry-level contract


Recalled **F Nic Petan** and **F Marco Rossi** from Iowa

THE LAST TIME:	HOME	ROAD
Recorded a shutout	3/7/23, 1-0 SOL vs. CGY (Gustavsson, 26 saves)	3/4/23, 3-0 at CGY (Gustavsson, 31 saves)
Were shutout	3/7/23, 1-0 SOL vs. CGY (Markstrom, 40 saves)	11/8/22, 1-0 at LA (Quick, 22 saves)
Won a 1-0 game	11/17/16, 1-0 vs. BOS (Dubnyk, 25 saves)	11/11/22, 1-0 at SEA (Fleury, 28 saves)
Lost a 1-0 game	3/7/23, 1-0 SOL vs. CGY (Markstrom, 40 saves)	11/8/22, 1-0 at LA (Quick, 22 saves)
Scored 5 or more goals	4/8/23, 5-3 win vs. STL	3/15/23, 8-5 win at STL
Allowed 5 or more goals	3/18/23, 5-2 loss vs. BOS	3/23/23, 5-4 SOL at PHI
Overcame 2-goal deficit to win	2/26/23 vs. CBJ (down 2-0 in 3rd, 3-2 OT win)	3/15/23 at STL (Down 3-1 in 1st, 8-5 win)
Overcame 3-goal deficit to win	4/10/22 vs. LA (down 3-0 in 1st, 6-3 win)	10/8/15 at COL (down 4-1 in 3rd, 5-4 win)
Overcame 4-goal deficit to win	1/9/10 vs. CHI (down 5-1 in 3rd, 6-5 SO win)	Never
Surrendered 2-goal lead in loss	11/13/22 vs. SJ (ahead 2-0 in 3rd, 3-2 SOL)	3/13/23 at ARI (ahead 4-2 in 2nd, 5-4 OTL)
Surrendered 3-goal lead in loss	2/15/19 vs. NJ (ahead 4-1 in 2nd, 5-4 OTL)	5/13/21 at STL (ahead 3-0 in 1st, 7-3 loss)
Surrendered 4-goal lead in loss	Never	Never
Had a penalty shot	12/20/16, Staal vs. Varlamov (unsuccessful)	1/28/22, Gaudreau vs. Shesterkin (unsuccessful)
Scored on a penalty shot	3/22/14, Coyle vs. Howard	12/16/14, Niederreiter vs. Raanta
Faced a penalty shot	2/9/23, Reilly Smith vs. Fleury (goal)	2/8/23, Faksa vs. Gustavsson (no goal)
Allowed a penalty shot goal	2/9/23, Reilly Smith vs. Fleury	1/21/14, Jordie Benn vs. Kuemper
Had a hat trick	3/19/23, Boldy vs. WSH (5-3 win)	11/13/21, Pitlick at SEA (4-2 win)
Allowed a hat trick	3/6/22, Robertson vs. DAL (6-3 loss)	12/4/22, Hintz at DAL (6-5 SOW)
Scored a shorthanded goal	4/8/23, Hartman, Steel vs. STL (5-3 W)	4/10/23, Johansson at CHI (4-2 win)
Allowed a shorthanded goal	10/17/22, Nichushkin vs. COL (6-3 loss)	1/19/23, Teravainen at CAR (5-2 loss)
Scored an empty net goal	4/8/23, Brodin vs. STL (5-3 win)	4/10/23, Nyquist at CHI (4-2 win)
Allowed an empty net goal	3/18/23, Frederic vs. BOS (5-2 loss)	4/1/23, Stephenson at VGK (4-1 loss)
Did not record penalty	3/8/22 vs. NYR (5-2 win)	4/24/24 at SJ (6-3 win)
Opponent did not record penalty	1/22/22 vs. DET (4-2 win)	4/14/22 at DAL (3-2 OT win)
Played in a penalty free game	Never	11/30/13 at COL (3-2 SO loss)
Won an overtime game	2/26/23 vs. CBJ (Kaprizov)	3/21/23 at NJD (Boldy)
Lost an overtime game	3/31/22 vs. PIT (Malkin)	4/13/23 at NSH (Parssinen)
Won a shootout	2/28/23 vs. NYI (Gaudreau)	12/4/22 at DAL (Gaudreau)
Lost a shootout	4/3/23 vs. VGK (Smith)	3/23/23 at PHI (Van Riemsdyk)
Recorded 20+ shots in a period	1/8/23 vs. STL (23 in 3rd, 3-0 loss)	4/24/22 at NSH (22 in 2nd, 5-4 OT win)
Allowed 20+ shots in a period	12/16/21 vs. BUF (21 in 1st, 3-2 SOL)	4/10/23 at CHI (22 in 2nd, 4-2 win)
Recorded 0 shots in a period	1/10/19 vs. WPG (0 in 3rd, 3-2 win)	11/08/01 at BOS (0 in 3rd, 5-3 win)
Allowed 0 shots in a period	3/3/13 vs. EDM (0 in 2nd, 4-2 win)	Never
Recorded 50 or more shots	Record is 49 vs. ANA 12/3/22	Record is 49 at NSH 4/5/22
Surrendered 50 or more shots	10/13/18 vs. CAR (57 in 5-4 OT loss)	3/18/21 at COL (55 in 5-1 loss)



# 2021-22 MINNESOTA WILD

# 2021-22 GAME-BY-GAME



#	POS	PLAYER	GP	TOI/G	G	A	PTS	+/-	PIM	PP	SH	GW	SOG	SH%
97	LW	KIRILL KAPRIZOV	81	19:06	47	61	108	27	34	14	0	5	289	16.26
22	LW	KEVIN FIALA	82	17:39	33	52	85	23	52	5	1	7	262	12.6
36	RW	MATS ZUCCARELLO	70	18:36	24	55	79	21	24	7	0	2	159	15.09
38	C	RYAN HARTMAN	82	18:11	34	31	65	31	95	1	0	7	239	14.23
14	C	JOEL ERIKSSON EK	77	18:35	26	23	49	16	28	12	0	3	223	11.66
89	C	FREDERICK GAUDREAU	76	16:19	14	30	44	12	8	1	0	4	132	10.61
17	LW	MARCUS FOLIGNO	74	16:25	23	19	42	25	112	5	0	3	98	23.47
46	D	JARED SPURGEON	65	21:09	10	30	40	32	10	0	2	116	8.62	
12	LW	MATT BOLDY*	47	15:22	15	24	39	17	10	3	0	2	113	13.27
25	D	JONAS BRODIN	73	23:26	5	25	30	9	18	1	0	1	126	3.97
47	D	ALEX GOLIGOSKI	72	18:57	2	28	30	41	34	0	0	0	80	2.5
24	D	MATT DUMBA	57	23:06	7	20	27	9	47	1	0	1	116	6.03
18	LW	JORDAN GREENWAY	62	14:34	10	17	27	26	69	1	0	3	110	9.09
7	D	DMITRY KULIKOV	80	18:12	7	17	24	23	39	0	0	2	74	9.46
4	D	JON MERRILL	69	17:06	4	16	20	15	22	0	0	0	59	6.78
21	RW	BRANDON DUHAIME*	80	10:13	6	11	17	-2	122	0	0	1	91	6.59
27	C	NICK BJUGSTAD	57	10:16	7	6	13	-2	20	1	0	0	81	8.64
8	D	JORDIE BENN	39	14:59	1	7	8	1	10	0	0	0	37	2.7
52	C	CONNOR DEWAR*	35	9:54	2	4	6	-4	25	0	0	1	44	4.55
10	C	TYSON JOST	21	12:51	2	4	6	0	4	0	0	2	21	9.52
5	D	JACOB MIDDLETON*	21	17:55	1	4	5	7	13	0	0	0	22	4.55
59	D	CALAN ADDISON*	15	13:47	2	2	4	-4	2	0	0	0	17	11.76
44	LW	NICOLAS DESLAURIERS	20	10:32	3	0	3	-2	23	0	0	1	18	16.67
53	LW	ADAM BECKMAN*	3	10:25	0	1	1	-1	2	0	0	0	4	0
56	C	JOSEPH CRAMAROSSA	1	6:55	0	1	1	0	2	0	0	0	1	0
63	RW	MITCHELL CHAFFEE*	2	7:27	0	0	0	1	0	0	0	0	1	0
39	D	JON LIZOTTE*	1	14:43	0	0	0	0	2	0	0	0	1	0
57	D	DAKOTA MERMIS	2	13:54	0	0	0	2	0	0	0	0	1	0
37	RW	KYLE RAU	5	8:49	0	0	0	-3	0	0	0	0	3	0
23	C	MARCO ROSSI*	2	15:35	0	0	0	-1	4	0	0	0	5	0
58	C	MASON SHAW*	3	8:59	0	0	0	-2	5	0	0	0	7	0

#	GOALTENDER	GP	W	L	OT	SA	GA	GAA	SV	SV%	SO	A	PIM	MIN
29	MARC-ANDRE FLEURY	11	9	2	0	334	30	2.74	304	.910	0	0	658	2,177
33	CAM TALBOT	49	32	12	4	1488	132	2.76	1356	.911	3	2	2865	1,665

\* Rookie

GAME	DATE	OPPONENT	RESULT	W	L	OT	RECORD	PTS	DIVISION/CONF. RANK	WILD GOALS (BY #)	WILD GOALTENDERS	ATT.
1	10/15	@ ANA	2-1 W				1-0-0	2	t-1st/t-2nd	22p,17	Talbot	11,938
2	10/16	@ LA	3-2 W				2-0-0	4	1st/t-1st	89,49,38	Talbot	12,590
3	10/19	WPG	6-5 W			OT	3-0-0	6	1st/t-1st	36,14p,36,17p,14,14p	Talbot	*18,156
4	10/23	ANA	4-3 W			OT	4-0-0	8	t-1st/t-2nd	21,46,4,38	Talbot	*18,055
5	10/24	NSH	2-5 L				4-1-0	8	t-1st/t-2nd	27,7	Kahkonen	16,014
6	10/26	@ VAN	3-2 W				5-1-0	10	t-1st/t-1st	36,25,24	Talbot	*18,870
7	10/28	@ SEA	1-4 L				5-2-0	10	t-1st/t-2nd	38	Talbot	*17,151
8	10/30	@ COL	1-4 L				5-3-0	10	t-2nd/t-4th	38	Talbot	17,708
9	11/2	OTT	5-4 W			OT	6-3-0	12	t-1st/t-3rd	17,59,7,17p,97	Talbot	15,276
10	11/6	@ PIT	5-4 W			SO	7-3-0	14	t-2nd/t-4th	97,14,46,38	Talbot	17,181
11	11/7	NYI	5-2 W				8-3-0	16	1st/3rd	27,38,21,25,24	Kahkonen	15,547
12	11/10	@ ARI	5-2 W				9-3-0	18	1st/t-1st	14p,17,22,29,97p	Kahkonen	13,488
13	11/11	@ VGK	2-3 L				9-4-0	18	t-1st/t-3rd	46,38	Talbot	*18,267
14	11/13	@ SEA	4-2 W				10-4-0	20	1st/t-1st	16,16,16,7	Talbot	*17,151
15	11/16	SJ	1-4 L				10-5-0	20	2nd/5th	14	Talbot	15,367
16	11/18	DAL	7-2 W				11-5-0	22	t-1st/t-4th	16,97,38,47,89,35,49	Talbot	17,088
17	11/20	@ FLA	4-5 L				11-6-0	22	t-1st/t-4th	14p,97,17,36	Talbot	13,854
18	11/21	@ TB	4-5 L			SO	11-6-1	23	t-1st/t-3rd	17p,21,22,14	Kahkonen	*19,092
19	11/24	@ NJ	3-2 W			SO	12-6-1	25	1st/3rd	38,75	Talbot	14,763
20	11/26	WPG	7-1 W				13-6-1	27	1st/3rd	47,36,38,36,4,24,97	Talbot	*19,113
21	11/28	TB	4-2 W				14-6-1	29	1st/t-2nd	27,49,38,17	Talbot	17,785
22	11/30	ARI	5-2 W				15-6-1	31	1st/t-1st	14,97,18,25,17	Kahkonen	16,239
23	12/2	NJ	5-2 W				16-6-1	33	1st/t-1st	97,16,97,29,38	Kahkonen	16,112
24	12/4	TOR	4-3 W			SO	17-6-1	35	1st/t-1st	18,36p,17	Talbot	*18,568
25	12/7	@ EDM	4-1 W				18-6-1	37	1st/t-1st	14p,17,49,29	Talbot	14,715
26	12/9	@ SJ	5-2 W				19-6-1	39	1st/1st	22,14p,18p,18,97	Talbot	10,782
27	12/11	@ LA	1-2 L				19-7-1	39	1st/1st	17p	Kahkonen	15,897
28	12/12	@ VGK	4-6 L				19-8-1	39	1st/1st	47,36p,27,17	Talbot	*18,001
29	12/16	BUF	2-3 L			SO	19-8-2	40	1st/1st	4,97	Talbot	*18,022
30	12/20	@ DAL	4-7 L				19-9-2	40	1st/t-1st	38,22,97,22p	Talbot	18,237
31	1/1	STL	4-6 L				19-10-2	40	3rd/5th	97,16,38,22	TALBOT/Kahkonen	*38,619
32	1/6	@ BOS	3-2 W				20-10-2	42	t-3rd/t-5th	97p,2p,12	Kahkonen	17,850
33	1/8	WSH	3-2 W			SO	21-10-2	44	t-3rd/t-4th	17,36	Kahkonen	*19,078
34	1/14	ANA	7-3 W				22-10-2	46	4th/5th	22,38,36,12,36,49,24	Kahkonen	*18,300
35	1/17	@ COL	3-4 L			SO	22-10-3	47	4th/5th	22,97,97	Kahkonen	17,565
36	1/21	@ CHI	5-1 W				23-10-3	49	4th/5th	17,38,38,59,21	Kahkonen	17,921
37	1/22	CHI	4-3 W			OT	24-10-3	51	4th/4th	14p,97p,22,17	Kahkonen	*19,092
38	1/24	MTL	8-2 W				25-10-3	53	4th/4th	46,17,52,7,36,12p,8,22	TALBOT/Kahkonen	*18,104
39	1/28	@ NYR	3-2 W				26-10-3	55	4th/4th	22,36p,89	Talbot	*18,006
40	1/30	@ NYI	4-3 W				27-10-3	57	t-3rd/t-3rd	21,34p,12,97	Kahkonen	15,518
41	2/2	@ CHI	5-0 W				28-10-3	59	3rd/3rd	89p,36,97,22,7	Talbot	16,373
42	2/8	@ WPG	0-2 L				28-11-3	59	3rd/t-3rd	22,97,89	Kahkonen	7,012
43	2/12	CAR	3-2 W				29-11-3	61	2nd/2nd	22,97,89	Talbot	*18,802
44	2/14	DET	7-4 W				30-11-3	63	2nd/2nd	12,12p,97,12p,14p,97,38	Kahkonen	*18,098
45	2/16	@ WPG	3-6 L				30-12-3	63	2nd/2nd	14,36,29	Talbot	12,527
46	2/18	FLA	2-6 L				30-13-3	63	2nd/2nd	97p,36p	Talbot	*18,300
47	2/20	@ EDM	7-3 W				31-13-3	65	2nd/2nd	21,14p,22,22,52,12,36	Kahkonen	9,150
48	2/22	@ OTT	3-4 L				31-14-3	65	3rd/4th	22,46,4	Talbot	7,602
49	2/24	@ TOR	1-3 L				31-15-3	65	3rd/4th	89	Kahkonen	9,410
50	2/26	@ CGY	3-7 L				31-16-3	65	3rd/t-4th	89,27,97	Kahkonen	9,639
51	3/1	CGY	1-5 L				31-17-3	65	3rd/t-4th	17	Talbot	16,998
52	3/3	@ PHI	5-4 W				32-17-3	67	3rd/4th	38,89,38,12,25	Talbot	13,876
53	3/4	@ BUF	4-5 L				32-18-3	67	3rd/t-4th	38,22,97p,97	Kahkonen	8,462
54	3/6	DAL	3-6 L				32-19-3	67	t-3rd/t-6th	7,97,97	KAHKONEN/Talbot	*18,791
55	3/8	NYR	5-2 W				33-19-3	69	3rd/5th	38,14,22p,17,22	Talbot	*18,356
56	3/10	@ DET	6-5 W			SO	34-19-3	71	3rd/t-4th	12,14,36p,12,97	Talbot	17,461
57	3/11	@ CBJ	2-3 L			SO	34-19-4	72	3rd/t-4th	97p,36	Kahkonen	16,399
58	3/13	NSH	2-6 L				34-20-4	72	t-3rd/t-5th	12,18	Kahkonen	*19,009
59	3/16	BOS	4-2 W				35-20-4	74	t-3rd/t-4th	97p,97,18,38	Talbot	*17,956
60	3/19	CHI	3-1 W				36-20-4	76	t-3rd/t-4th	89,38,18	Talbot	*19,226
61	3/21	VGK	3-0 W				37-20-4	78	t-2nd/t-3rd	44,24,38	Talbot	17,498
62	3/24	VAN	3-2 W			OT	38-20-4	80	2nd/3rd	97,22,14	Talbot	17,333
63	3/26	CBJ	3-2 W			OT	39-20-4	82	2nd/3rd	97p,97,46	Fleury	*19,089
64	3/27	COL	3-2 W			OT	40-20-4	84	2nd/3rd	97p,38,22p	Talbot	*19,140
65	3/29	PHI	4-1 W				41-20-4	86	2nd/3rd	24,97p,18,22	Fleury	17,874
66	3/31	PIT	3-4 L			OT	41-20-5	87	2nd/3rd	24p,89,97	Talbot	*18,978
67	4/2	@ CAR	3-1 W				42-20-5	89	2nd/t-2nd	36p,7,97	Fleury	16,375
68	4/3	@ WSH	5-1 W				43-20-5	91	2nd/2nd	14,10,14,17,44	Talbot	*18,573
69	4/5	@ NSH	2-6 L				43-21-5	91	2nd/t-2nd	36,97	Fleury	*17,244
70	4/8	@ STL	3-4 L			OT	43-21-6	92	2nd/t-3rd	22,97,5	Talbot	*18,096
71	4/10	LA	6-3 W				44-21-6	94	t-2nd/t-3rd	97p,12,46,36,17,27	Fleury	*19,104
72	4/12	EDM	5-1 W									



# 2020-21 MINNESOTA WILD

# 2020-21 GAME-BY-GAME



#	POS	PLAYER	GP	TOI/G	G	A	PTS	+/-	PIM	PP	SH	GW	SOG	SH%
97	LW	KIRILL KAPRIZOV*	55	18:18	27	24	51	10	16	8	0	3	157	17.2
22	LW	KEVIN FIALA	50	16:54	20	20	40	-2	43	6	0	5	162	12.3
36	RW	MATS ZUCCARELLO	42	16:41	11	24	35	9	8	3	0	0	74	14.9
18	LW	JORDAN GREENWAY	56	15:48	6	26	32	5	49	0	0	0	80	7.5
14	C	JOEL ERIKSSON EK	56	17:03	19	11	30	16	20	0	0	2	119	16
13	C	NICK BONINO	55	14:51	10	16	26	0	26	3	0	2	66	15.2
17	LW	MARCUS FOLIGNO	39	14:58	11	15	26	19	49	0	1	2	40	27.5
46	D	JARED SPURGEON	54	22:05	7	18	25	-2	6	3	0	0	94	7.4
25	D	JONAS BRODIN	53	22:26	9	14	23	2	18	1	0	2	79	11.4
49	C	VICTOR RASK	54	14:27	10	13	23	1	2	1	0	1	53	18.9
38	C	RYAN HARTMAN	51	15:04	7	15	22	0	33	0	1	2	74	9.5
24	D	MATT DUMBA	51	22:17	6	15	21	1	46	1	0	1	89	6.7
20	D	RYAN SUTER	56	22:11	3	16	19	9	12	1	0	0	86	3.5
11	LW	ZACH PARISE	45	13:57	7	11	18	7	6	0	0	3	90	7.8
27	C	NICK BJUGSTAD	44	11:49	6	11	17	7	17	0	0	3	78	7.7
21	D	CARSON SOUCY	50	15:17	1	16	17	22	51	0	0	1	47	2.1
7	C	NICO STURM*	50	10:51	11	6	17	10	17	0	0	2	64	17.2
90	C	MARCUS JOHANSSON	36	15:56	6	8	14	-10	4	2	0	3	46	13
28	D	IAN COLE	52	15:55	1	7	8	21	32	0	0	1	28	3.6
37	C	KYLE RAU	14	9:34	0	2	2	-1	9	0	0	0	15	0
56	C	JOSEPH CRAMAROSSA	4	10:46	0	1	1	-1	15	0	0	0	3	0
77	D	BRAD HUNT	12	12:20	1	0	1	-8	4	0	0	1	14	7.1
41	C	LUKE JOHNSON*	14	10:06	1	0	1	-5	5	0	0	0	11	9.1
26	C	GERALD MAYHEW	4	11:45	0	1	1	1	0	0	0	0	5	0
59	D	CALEN ADDISON*	3	18:31	0	0	0	0	0	0	0	0	4	0
44	D	MATT BARTKOWSKI	1	13:02	0	0	0	-1	0	0	0	0	2	0
47	D	LOUIE BELPEDIO*	1	13:58	0	0	0	-1	0	0	0	0	2	0
57	D	DAKOTA MERMIS	3	16:24	0	0	0	0	0	0	0	0	2	0

#	GOALTENDER	GP	W	L	OT	SA	GA	GAA	SV	SV%	SO	A	PIM	MIN
33	CAM TALBOT	33	19	8	5	1008	86	2.63	922	0.915	2	0	1961	2,177
34	KAAPU KAHKONEN*	24	16	8	0	692	68	2.88	624	0.902	2	2	1414	1,665

\* Rookie

GAME	DATE	OPPONENT	RESULT	W	L	OT	RECORD	PTS	DIVISION/CONF. RANK	WILD GOALS (BY #)	WILD GOALTENDERS	ATT.
1	1/14	@ LA	4-3	W		OT	1-0-0	2	t-1st/1-1st	25,49,17,97	Talbot	n/a
2	1/16	@ LA	4-3	W		OT	2-0-0	4	t-1st/1-1st	24,14,20,90	Talbot	n/a
3	1/18	@ ANA	0-1		L		2-1-0	4	t-2nd/1-6th		Talbot	n/a
4	1/20	@ ANA	3-2	W			3-1-0	6	t-1st/1-1st	38s,13p,14	Kahkonen	n/a
5	1/22	SJ	4-1	W			4-1-0	8	t-1st/1-1st	14,11,22,18	Talbot/KAHKONEN	n/a
6	1/24	SJ	3-5	L			4-2-0	8	2nd/t-5th	11,27,22p	Kahkonen	n/a
7	1/26	LA	1-2		L		4-3-0	8	t-3rd/t-10th	14	Kahkonen	n/a
8	1/28	LA	5-3	W			5-3-0	10	t-2nd/t-7th	90,22,97,27,14	Kahkonen	n/a
9	1/30	COL	1-5		L		5-4-0	10	4th/t-12th	24	Kahkonen	n/a
10	1/31	COL	4-3	W		OT	6-4-0	12	3rd/t-6th	18,49,49,25	Talbot	n/a
11	2/2	@ COL	1-2		L		6-5-0	12	3rd/t-6th	97p	Talbot	n/a
12	2/16	@ LA	0-4		L		6-6-0	12	8th/t-24th		Kahkonen	n/a
13	2/18	@ ANA	3-1	W			7-6-0	14	t-7th/t-23rd	18,22,17	Kahkonen	n/a
14	2/20	@ ANA	5-1	W			8-6-0	16	t-6th/t-22nd	36,22,22p,49,14	Kahkonen	n/a
15	2/22	@ SJ	6-2	W			9-6-0	18	t-6th/t-18th	36,97,28,17,25p,49	Kahkonen	n/a
16	2/24	@ COL	6-2	W			10-6-0	20	5th/t-19th	36,11,17s,38,7,7	Kahkonen	n/a
17	2/26	LA	3-1	W			11-6-0	22	t-2nd/t-12th	97,27,14	Talbot	n/a
18	2/27	LA	4-3	W		OT	12-6-0	24	t-2nd/t-10th	14,7,97,24	Kahkonen	n/a
19	3/1	@ VGK	4-5		L	OT	12-6-1	25	3rd/t-13th	18,17,13,17	Talbot	2,605
20	3/3	@ VGK	1-5		L		12-7-1	25	t-3rd/t-13th	17	Talbot	2,610
21	3/5	@ ARI	5-1	W			13-7-1	27	t-3rd/t-13th	36,77,27,18,22	Kahkonen	2,541
22	3/6	@ ARI	2-5		L		13-8-1	27	4th/t-15th	24,18	Talbot	3,141
23	3/8	VGK	2-0	W			14-8-1	29	3rd/t-12th	22,25	Kahkonen	n/a
24	3/10	VGK	4-3	W			15-8-1	31	3rd/t-11th	14,97p,14,21	Kahkonen	n/a
25	3/12	ARI	4-0	W			16-8-1	33	t-2nd/t-10th	97,97,25,97	Talbot	n/a
26	3/14	ARI	4-1	W			17-8-1	35	2nd/t-10th	49,13,22p,14	Talbot	n/a
27	3/16	ARI	3-0	W			18-8-1	37	2nd/t-8th	38,36,46	Kahkonen	n/a
28	3/18	@ COL	1-5		L		18-9-1	37	3rd/t-11th	49p	Talbot	n/a
29	3/20	@ COL	0-6		L		18-10-1	37	t-3rd/t-12th		Kahkonen	n/a
30	3/22	ANA	2-1	W			19-10-1	39	3rd/t-12th	20p,27	Talbot	n/a
31	3/24	ANA	3-2	W			20-10-1	41	3rd/t-12th	46,46p,7	Talbot	n/a
32	3/25	STL	2-0	W			21-10-1	43	3rd/t-10th	90,97	Talbot	n/a
33	3/29	@ SJ	3-4		L	SO	21-10-2	44	3rd/t-12th	90,13,22	Talbot	n/a
34	3/31	@ SJ	2-4		L		21-11-2	44	3rd/t-12th	97,36	Kahkonen	n/a
35	4/1	@ VGK	3-2	W		SO	22-11-2	46	3rd/t-10th	97,46p	Talbot	3,950
36	4/3	@ VGK	2-1	W			23-11-2	48	3rd/t-10th	97p,14	Talbot	3,950
37	4/5	COL	4-5		L		23-12-2	48	3rd/t-11th	38,27,90p,22p	Talbot	3,000
38	4/7	COL	8-3	W			24-12-2	50	3rd/t-9th	97p,41,22p,38,97p,22,14,22p	Talbot	3,000
39	4/9	@ STL	1-9		L		24-13-2	50	3rd/t-12th	11	Kahkonen	n/a
40	4/10	@ STL	2-3		L	OT	24-13-3	51	3rd/t-12th	7,24p	Talbot	n/a
41	4/14	ARI	5-2	W			25-13-3	53	3rd/t-11th	36p,11,13p,36p,46	Talbot	3,000
42	4/16	SJ	3-2	W			26-13-3	55	3rd/t-11th	13,36,11	Talbot	3,000
43	4/17	SJ	5-2	W			27-13-3	57	3rd/t-10th	36p,14,11,97,7	Kahkonen	3,000
44	4/19	@ ARI	5-2	W			28-13-3	59	3rd/t-9th	97p,18,90p,22,25	Talbot	3,481
45	4/21	@ ARI	4-1	W			29-13-3	61	3rd/t-8th	22,17,97,7	Talbot	3,736
46	4/23	@ LA	4-2	W			30-13-3	63	3rd/t-7th	97,97p,7,14	Talbot	1,091
47	4/24	@ SJ	6-3	W			31-13-3	65	3rd/t-6th	20,17,46,22,97p,13	Kahkonen	n/a
48	4/28	STL	3-4		L		31-14-3	65	3rd/t-9th	25,14,17	Talbot	3,000
49	4/29	STL	4-5		L	OT	31-14-4	66	t-2nd/t-8th	14,22,49,97	Talbot	3,000
50	5/1	STL	4-3	W		OT	32-14-4	68	3rd/t-9th	36,7,25,22	Kahkonen	3,000
51	5/3	VGK	6-5	W			33-14-4	70	3rd/t-9th	14,13,13p,22,97,25	Talbot	3,000
52	5/5	VGK	2-3		L	OT	33-14-5	71	3rd/t-9th	97,97	Talbot	3,000
53	5/7	ANA	4-2	W		OT	34-14-5	73	3rd/t-8th	49,7,14,97	Kahkonen	3,300
54	5/8	ANA	4-3	W		OT	35-14-5	75	3rd/t-7th	46p,38,13,49	Talbot	3,300
55	5/12	@ STL	0-4		L		35-15-5	75	3rd/t-8th		Talbot	n/a
56	5/13	@ STL	3-7		L		35-16-5	75	3rd/t-8th	7,20,17	Kahkonen	n/a

ALL CAPS indicates decision, \* indicates sell out, p-power-play goal, s-short-handed goal, ps-penalty shot



# 2019-20 MINNESOTA WILD

# 2019-20 GAME-BY-GAME



#	POS	PLAYER	GP	TOI/G	G	A	PTS	+/-	PIM	PP	SH	GW	SOG	SH%
22	LW	KEVIN FIALA	64	15:24	23	31	54	-1	42	9	0	4	175	13.1
20	D	RYAN SUTER	69	24:38	8	40	48	-6	12	2	0	2	111	7.2
12	C	ERIC STAAL	66	17:08	19	28	47	-9	28	5	0	5	113	16.8
11	LW	ZACH PARISE	69	17:11	25	21	46	-11	8	12	1	4	155	16.1
36	RW	MATS ZUCCARELLO	65	15:56	15	22	37	-9	18	3	0	2	96	15.6
46	D	JARED SPURGEON	62	22:34	12	20	32	-1	18	3	0	2	112	10.7
19	C	LUKE KUNIN	63	15:27	15	16	31	-10	55	0	1	1	128	11.7
14	C	JOEL ERIKSSON EK	62	15:43	8	21	29	7	22	1	0	4	102	7.8
16	LW	JASON ZUCKER	45	15:54	14	15	29	-3	19	5	0	2	75	18.7
25	D	JONAS BRODIN	69	21:33	2	26	28	15	24	0	0	0	103	1.9
18	LW	JORDAN GREENWAY	67	14:09	8	20	28	2	54	0	0	1	93	8.6
17	LW	MARCUS FOLIGNO	59	14:35	11	14	25	8	30	0	0	0	86	12.8
24	D	MATT DUMBA	69	22:29	6	18	24	-7	41	1	0	1	167	3.6
6	C	RYAN DONATO	62	10:38	14	9	23	5	12	0	0	1	95	14.7
9	C	MIKKO KOIVU	55	15:34	4	17	21	2	28	1	0	0	74	5.4
38	C	RYAN HARTMAN	69	12:15	9	11	20	4	69	1	0	1	114	7.9
77	D	BRAD HUNT	59	15:08	8	11	19	-7	6	3	0	0	106	7.6
21	D	CARSON SOUCY*	55	15:37	7	7	14	16	18	0	1	1	61	11.5
49	C	VICTOR RASK	43	10:28	5	8	13	7	6	0	0	2	38	13.2
27	C	ALEX GALCHENYUK	14	14:56	3	4	7	2	6	0	0	0	21	14.3
29	D	GREG PATERNYN	20	15:28	0	3	3	1	6	0	0	0	22	0.0
26	C	GERALD MAYHEW*	13	11:32	2	0	2	4	2	0	0	0	16	12.5
7	C	NICO STURM*	6	11:53	0	2	2	2	0	0	0	0	2	0.0
28	C	GABRIEL DUMONT	3	11:30	0	0	0	-1	0	0	0	0	3	0.0
41	C	LUKE JOHNSON*	3	11:35	0	0	0	-3	0	0	0	0	1	0.0
61	D	BRENNAN MENELL*	5	13:59	0	0	0	1	2	0	0	0	4	0.0
36	D	NICK SEELER	6	10:19	0	0	0	-6	8	0	0	0	4	0.0

#	GOALTENDER	GP	W	L	OT	SA	GA	GAA	SV	SV%	SO	A	PIM	MIN
32	ALEX STALOCK	38	20	11	4	1082	97	2.67	985	.910	4	1	4	2,177
40	DEVAN DUBNYK	30	12	15	2	849	93	3.35	756	.890	1	0	2	1,665
31	KAIKA KAHKONEN*	5	3	1	1	172	15	2.96	157	.913	0	0	0	304


\* Rookie

GAME	DATE	OPPONENT	RESULT	W	L	OT	RECORD	PTS	DIVISION/CONF. RANK	WILD GOALS (BY #)	WILD GOALTENDERS	ATT.
1	10/3	@ NSH	2-5	L			0-1-0	0	t-4th/t-7th	16p,24	Dubnyk	*17,455
2	10/5	@ COL	2-4	L			0-2-0	0	t-5th/t-9th	20,11p	Dubnyk	17,090
3	10/10	@ WPG	2-5	L			0-3-0	0	t-6th/t-14th	38,77	Dubnyk	*15,325
4	10/12	PIT	4-7	L			0-4-0	0	7th/15th	16p,46,77,19	DUBNYK/Stalock	*19,157
5	10/14	@ OTT	2-0	W			1-4-0	2	6th/14th	49,11	Stalock	11,500
6	10/15	@ TOR	2-4	L			1-5-0	2	7th/15th	19,26	Dubnyk	*19,149
7	10/17	@ MTL	0-4	L			1-6-0	2	7th/15th		Stalock	20,419
8	10/20	MTL	4-3	W			2-6-0	4	7th/15th	16p,17,77p,11	Dubnyk	17,344
9	10/22	EDM	3-0	W			3-6-0	6	t-6th/t-14th	12,12,77p	DUBNYK/Stalock	17,189
10	10/24	@ NSH	0-4	L			3-7-0	6	t-6th/t-14th		Stalock	*17,386
11	10/26	LA	1-5	W			4-7-0	8	6th/t-13th	26,12,14,9,46	Stalock	17,444
12	10/29	@ DAL	3-6	L			4-8-0	8	t-6th/t-13th	16,12p,20p	Stalock	17,756
13	10/30	@ STL	1-2	L			4-9-0	8	t-6th/t-13th	36	Dubnyk	*18,096
14	11/2	STL	3-4	L	OT		4-9-1	9	t-6th/t-13th	17,22,36p	Dubnyk	*18,208
15	11/5	@ ANA	4-2	W			5-9-1	11	t-6th/t-12th	22,36,12,11	Stalock	15,526
16	11/7	@ SJ	5-6	L			5-10-1	11	7th/t-14th	19,12,77,6,16	Stalock/DUBNYK	15,764
17	11/9	@ ARI	4-3	W			6-10-1	13	7th/14th	9p,22,24,38	Stalock	14,428
18	11/12	@ LA	1-3	L			6-11-1	13	7th/t-14th	24	Dubnyk	16,099
19	11/14	ARI	3-2	W			7-11-1	15	7th/t-14th	22,11p,18	Dubnyk	17,079
20	11/16	CAR	3-4	L	OT		7-11-2	16	7th/15th	19,11s,21	Dubnyk	17,101
21	11/19	@ BUF	4-1	W			8-11-2	18	7th/14th	11,11p,25,16	Stalock	15,522
22	11/21	COL	3-2	W			9-11-2	20	7th/14th	36p,18,16	Stalock	17,574
23	11/23	@ BOS	4-5	L	OT		9-11-3	21	7th/14th	16p,49,12p,22	Stalock	*17,850
24	11/25	@ NYR	2-3	L	OT		9-11-4	22	7th/14th	11,6	Stalock	*18,006
25	11/26	@ NY	3-2	W			10-11-4	24	7th/14th	11p,18,20	Kahkonen	14,627
26	11/29	OTT	7-2	W			11-11-4	26	6th/t-12th	6,46,11,19,38,12p,16	Stalock	17,112
27	12/1	DAL	3-2	W	SO		12-11-4	28	t-5th/t-11th	22p,11p	Stalock	17,096
28	12/3	@ FLA	4-2	W			13-11-4	30	5th/t-10th	16,36,21,19	Kahkonen	10,167
29	12/5	@ TB	5-4	W			14-11-4	32	5th/t-8th	14,16,21,49,36	Stalock	*19,092
30	12/7	@ CAR	2-6	L			14-12-4	32	5th/t-10th	6,36	Stalock	*18,680
31	12/10	ANA	2-3	L	SO		14-12-5	33	5th/t-10th	38,6	Kahkonen	17,154
32	12/12	EDM	6-5	W			15-12-5	35	5th/10th	18,16,17,6,12,19	Kahkonen	17,271
33	12/14	PHI	4-1	W			16-12-5	37	5th/9th	11,12,12,21s	Stalock	17,140
34	12/15	@ CHI	3-5	L			16-13-5	37	5th/9th	12p,22,22	Kahkonen	*21,513
35	12/17	@ VGK	2-3	L			16-14-5	37	t-5th/t-9th	36,11	Stalock	*18,220
36	12/19	@ ARI	8-5	W			17-14-5	39	5th/9th	6,17,38,12,77,36,20,19	Dubnyk	15,582
37	12/21	WPG	0-6	L			17-15-5	39	6th/11th		STALOCK/Dubnyk	17,319
38	12/23	CGY	3-0	W			18-15-5	41	6th/11th	14,19,12	Dubnyk	17,596
39	12/27	@ COL	6-4	W			19-15-5	43	5th/9th	21,12,77p,36,49,20	Dubnyk	*18,146
40	12/29	NYI	1-3	L			19-16-5	43	5th/10th	6	Dubnyk	17,506
41	12/31	TOR	1-4	L			19-17-5	43	5th/10th	20p	Dubnyk	*18,164
42	1/1	WPG	3-2	W	OT		20-17-5	45	5th/10th	17,19,12p	Dubnyk	17,271
43	1/5	CGY	4-5	L	SO		20-17-6	46	5th/10th	22p,17,17,18	Stalock	17,204
44	1/9	@ CGY	1-2	L			20-18-6	46	6th/11th	36	Stalock	18,634
45	1/12	VAN	1-4	L			20-19-6	46	t-6th/t-11th	17	Dubnyk	17,348
46	1/14	@ PIT	3-7	L			20-20-6	46	7th/t-12th	11,17,11p	Dubnyk	*18,545
47	1/16	TB	3-2	W			21-20-6	48	7th/12th	11p,14,20	Stalock	17,305
48	1/18	DAL	7-0	W			22-20-6	50	7th/12th	46,21,16p,6,36,11p,38p	Stalock	*18,219
49	1/20	FLA	4-5	L			22-21-6	50	7th/12th	46p,19s,11p,19	Stalock	17,255
50	1/22	DET	4-2	W			23-21-6	52	6th/11th	18,36,16,12	Dubnyk	17,212
51	2/1	BOS	1-6	L			23-22-6	52	7th/12th	36	Dubnyk	*18,009
52	2/4	CHI	3-2	W	OT		24-22-6	54	7th/12th	22,22p,24	Stalock	17,341
53	2/6	VAN	4-2	W			25-22-6	56	7th/12th	77,38,22p,11p	Dubnyk	17,191
54	2/7	@ DAL	3-2	W			26-22-6	58	t-6th/t-11th	14,6,14	Dubnyk	*18,532
55	2/9	COL	2-3	L			26-23-6	58	t-6th/t-11th	46p,22p	Dubnyk	17,444
56	2/11	VGK	4-0	W			27-23-6	60	5th/10th	14p,46p,22,11p	Stalock	17,112
57	2/13	NYR	3-4	L	SO		27-23-7	61	t-5th/t-10th	6,25,18	Stalock	17,413
58	2/15	SJ	0-2	L			27-24-7	61	6th/11th		Stalock	*18,611
59	2/19	@ VAN	4-3	W	SO		28-24-7	63	6th/11th	22,19,27	Dubnyk	*18,871
60	2/21	@ EDM	5-3	W			29-24-7	65	6th/11th	22,21,46,46,46	Dubnyk	17,055
61	2/23	STL	1-4	L			29-25-7	65	6th/11th	17	Dubnyk	17,266
62	2/25	CBI	5-4	W			30-25-7	67	6th/11th	12,6,9,9,22	Stalock	17,057
63	2/27	@ DET	7-1	W			31-25-7	69	6th/11th	38,6,24,24p,18,12,22	Stalock	17,663
64	2/28	@ CBJ	5-0	W			32-25-7	71	6th/10th	14,46,38,11,22p	Stalock	*18,955
65	3/1	WSH	3-4	L			32-26-7	71	6th/11th	6,22p,11p	Stalock	17,388
66	3/3	NSH	3-1	W			33-26-7	73	5th/9th	19,22,11	Stalock	17,242
67	3/5	@ SJ	3-2	W			34-26-7	75	4th/7th	20,27,11	Stalock	14,517
68	3/7	@ LA	3-7	L			34-27-7	75	4th/7th	17,46,19	Stalock	16,082
69	3/8	@ ANA	5-4	W	OT		35-27-7	77	4th/7th	36,22p,49,27,22p	Dubnyk	15,958
70	3/12	VGK								GAME CANCELLED DUE TO COVID-19		
71	3/14	@ PHI								GAME CANCELLED DUE TO COVID-19		
72	3/15	NSH								GAME CANCELLED DUE TO COVID-19		
73	3/17	CHI								GAME CANCELLED DUE TO COVID-19		
74	3/19	@ CHI								GAME CANCELLED DUE TO COVID-19		
75	3/20	@ WPG								GAME CANCELLED DUE TO COVID-19		
76	3/23	COL								GAME CANCELLED DUE TO COVID-19		
77	3/2											



# 2018-19 MINNESOTA WILD

# 2018-19 GAME-BY-GAME



#	POS	PLAYER	GP	TOI/G	G	A	PTS	+/-	PIM	PP	SH	GW	SOG	SH%
11	LW	ZACH PARISE	74	18:40	28	33	61	-2	26	10	0	5	229	12.2
12	C	ERIC STAAL	81	18:08	22	30	52	-7	34	7	0	6	215	10.2
20	D	RYAN SUTER	82	26:42	7	40	47	-8	41	3	1	2	136	5.2
46	D	JARED SPURGEON	82	24:09	14	29	43	-1	20	4	0	0	152	9.2
16	RW	JASON ZUCKER	81	17:05	21	21	42	-9	28	7	0	5	214	9.8
9	C	MIKKO KOIVU	48	18:18	8	21	29	-2	22	2	0	0	89	9.0
18	LW	JORDAN GREENWAY*	81	13:38	12	12	24	-12	29	0	0	0	109	11.0
24	D	MATT DUMBA	32	23:23	12	10	22	-5	21	6	0	1	93	12.9
17	LW	MARCUS FOLIGNO	82	11:58	7	12	19	-1	55	0	0	0	91	7.7
25	D	JONAS BRODIN	82	20:33	4	14	18	-15	30	0	1	2	111	3.6
19	C	LUKE KUNIN*	49	15:53	6	11	17	-9	27	0	0	1	88	6.8
6	LW	RYAN DONATO*	22	15:33	4	12	16	-4	4	0	0	1	64	6.3
21	C	ERIC FEHR	72	11:03	7	8	15	-8	30	0	0	0	67	10.5
14	C	JOEL ERIKSSON EK	58	13:30	7	7	14	-7	20	0	0	2	111	6.3
23	RW	J.T. BROWN	56	9:10	3	5	8	0	29	0	0	0	56	5.4
22	RW	KEVIN FIALA	19	17:38	3	4	7	-12	10	1	0	1	43	7.0
29	D	GREG PATERYN	80	17:07	1	6	7	-11	41	0	0	0	100	1.0
36	D	NICK SEELER*	71	12:20	2	5	7	-4	64	0	0	1	67	3.0
26	RW	PONTUS ABERG	22	12:52	1	5	6	-4	6	0	0	0	27	3.7
77	D	BRAD HUNT	29	14:46	3	2	5	-5	6	3	0	0	47	6.4
49	C	VICTOR RASK	23	12:11	2	1	3	-1	4	0	0	0	30	6.7
44	D	MATT BARTKOWSKI	2	10:42	1	0	1	2	0	0	0	0	2	50.0
37	C	KYLE RAU	6	7:01	0	1	1	0	0	0	0	0	6	0.0
10	RW	MATT READ	12	11:45	1	0	1	-2	2	0	0	0	13	7.7
47	D	LOUIE BELPEDIO*	2	13:08	0	0	0	0	0	0	0	0	0	-
2	D	ANTHONY BITETTO	18	13:11	0	0	0	-8	4	0	0	0	15	0.0
39	D	NATE PROSSER	15	10:13	0	0	0	1	2	0	0	0	10	0.0
7	C	NICO STURM*	2	12:47	0	0	0	0	0	0	0	0	7	0.0

#	GOALTENDER	GP	W	L	OT	SA	GA	GAA	SV	SV%	SO	A	PIM	MIN
40	DEVAN DUBNYK	67	31	28	6	1877	163	2.54	1714	.913	2	2	2	3,855
32	ALEX STALOCK	21	6	8	3	525	53	2.99	472	.899	0	4	4	1,065

\* Rookie


GAME	DATE	OPPONENT	RESULT	W	L	OT	RECORD	PTS	DIVISION/ CONF. RANK	WILD GOALS (BY #)	WILD GOALTENDERS	ATT.
1	10/4	@ COL	1-4	L			0-1-0	0	t-6th/t-8th	11	Dubnyk	*18,086
2	10/6	VGK	1-2		L	SO	0-1-1	1	t-6th/t-11th	24	Dubnyk	*19,077
3	10/11	CHI	4-3	W		OT	1-1-1	3	t-6th/t-11th	12,16,20s,16	Dubnyk	*18,652
4	10/13	CAR	4-5	L		OT	1-1-2	4	t-5th/t-10th	3p,46,16p,64	Dubnyk	*18,715
5	10/15	@ NSH	2-4	L			1-2-2	4	t-6th/t-11th	24p,9	Stalock	*17,165
6	10/16	ARI	2-1	W			2-2-2	6	t-5th/t-7th	64,12	Dubnyk	*18,795
7	10/19	@ DAL	3-1	W			3-2-2	8	t-4th/t-5th	24,20,11	Dubnyk	18,346
8	10/20	TB	5-4	W		OT	4-2-2	10	t-4th/t-5th	3,17,11,16,64	Stalock	*19,080
9	10/25	LA	4-1	W			5-2-2	12	5th/t-5th	21,25,64s,9	Dubnyk	*18,778
10	10/27	COL	3-2	W			6-2-2	14	t-4th/t-4th	64,12p,25s	Dubnyk	*19,093
11	10/29	@ VAN	2-5		L		6-3-2	14	5th/t-5th	18,20p	Dubnyk	16,546
12	10/30	@ EDM	4-3	W			7-3-2	16	t-2nd/t-2nd	11p,46,12p,64p	Stalock	*18,347
13	11/3	@ STL	5-1	W			8-3-2	18	2nd/t-3rd	12,36,23,24,21	Dubnyk	17,767
14	11/6	@ SJ	3-4		L		8-4-2	18	2nd/5th	11p,46,24	Dubnyk	15,853
15	11/8	@ LA	3-1	W			9-4-2	20	2nd/5rd	22p,11,64s	Dubnyk	17,621
16	11/9	@ ANA	5-1	W			10-4-2	22	2nd/2nd	18,16,64,25,64	Stalock	16,464
17	11/11	@ STL	3-2	W			11-4-2	24	2nd/2nd	11,14,64	Dubnyk	16,735
18	11/13	WSH	2-5		L		11-5-2	24	2nd/2nd	9,24p	Dubnyk	*19,101
19	11/15	VAN	6-2	W			12-5-2	26	2nd/2nd	3,9p,22p,12,24,16	Dubnyk	*19,014
20	11/17	BUF	2-3		L		12-6-2	26	2nd/2nd	11,24p	Dubnyk	*18,947
21	11/18	@ CHI	1-3	L			12-7-2	26	2nd/2nd	11p	Stalock	*21,373
22	11/21	OTT	6-4	W			13-7-2	28	2nd/2nd	18,24p,12p,24,12,21	Dubnyk/Stalock	*19,035
23	11/23	WPG	4-2	W			14-7-2	30	2nd/2nd	22,21,12,11	Stalock	*19,116
24	11/27	ARI	3-4		L		14-8-2	30	3rd/3rd	3,11p,16	Dubnyk	*18,706
25	11/29	@ CBJ	2-4	L			14-9-2	30	t-3rd/t-3rd	64,11	Dubnyk	15,210
26	12/1	TOR	3-5		L		14-10-2	30	5th/8th	12,18,16	Dubnyk	*19,107
27	12/4	@ VAN	3-2	W			15-10-2	32	5th/7th	11p,20p,16p	Dubnyk	17,122
28	12/6	@ CGY	0-2		L		15-11-2	32	5th/9th		Stalock	17,690
29	12/7	@ EDM	2-7	L			15-12-2	32	5th/t-9th	17,22	DUBNYK/Stalock	*18,347
30	12/11	MTL	7-1	W			16-12-2	34	5th/10th	22,24p,3s,12,46p,24p,11p	Dubnyk	*18,681
31	12/13	FLA	5-1	W			17-12-2	36	4th/9th		Dubnyk	*18,714
32	12/15	CJ	1-2		L		17-13-2	36	4th/t-9th	18	Dubnyk	*18,882
33	12/18	SJ	0-4		L		17-14-2	36	5th/10th		Dubnyk	*18,770
34	12/20	@ PIT	1-2		L		17-15-2	36	5th/11th	18	Dubnyk	*18,435
35	12/22	DAL	1-2		L	OT	17-15-3	37	5th/11th	16	Dubnyk	*19,074
36	12/27	@ CHI	2-5		L		17-16-3	37	5th/11th	11,12	DUBNYK/Stalock	*21,735
37	12/29	@ WPG	3-1	W			18-16-3	39	5th/t-10th	44,3,21	Dubnyk	*15,321
38	12/31	PIT	2-3		L		18-17-3	39	5th/t-10th	9p,11	Dubnyk	*19,163
39	1/3	@ TOR	4-3	W			19-17-3	41	5th/t-10th	3,9,46,11	Dubnyk	*19,244
40	1/5	@ OTT	4-3	W			20-17-3	43	5th/10th	46,18,46,11	Dubnyk	14,424
41	1/7	@ MTL	1-0		W		21-17-3	45	5th/t-8th		Dubnyk	20,601
42	1/8	@ BOS	0-4		L		21-18-3	45	5th/t-8th	64	Stalock	*17,565
43	1/10	WPG	3-2	W			22-18-3	47	5th/8th	18,16p,16	Dubnyk	*19,072
44	1/12	DET	2-5		L		22-19-3	47	5th/8th	19,22p	Dubnyk	*18,087
45	1/14	@ PHI	4-7		L		22-20-3	47	5th/t-8th	16p,14,17,20	DUBNYK/Stalock	19,123
46	1/15	LA	3-2		W	SO	23-20-3	49	5th/8th	22,12	Stalock	*18,017
47	1/17	ANA	0-3		L		23-21-3	49	5th/t-8th		STALOCK/Dubnyk	*18,907
48	1/19	CBJ	2-1	W			24-21-3	51	5th/t-8th	18,11	Dubnyk	*19,054
49	1/21	@ VGK	4-2	W			25-21-3	53	3rd/6th	17,12,3,9	Dubnyk	*18,328
50	1/23	@ COL	5-2	W			26-21-3	55	3rd/6th	12,46,12p,3,20p	Dubnyk	17,310
51	2/1	@ DAL	1-3		L		26-22-3	55	4th/7th	7p	Dubnyk	18,124
52	2/2	CHI	4-3		L	OT	26-22-4	56	4th/7th	16p,9,49	Stalock	*19,114
53	2/5	@ BUF	4-5		L	SO	26-22-5	57	4th/7th	46,46,3,11	Dubnyk	16,847
54	2/7	EDM	1-4		L		26-23-5	57	4th/7th	14	Dubnyk	*18,904
55	2/9	@ NYI	4-2	W			27-23-5	59	4th/7th	17,11p,14,19	Dubnyk	15,783
56	2/10	@ NYI	1-2		L		27-24-5	59	t-4th/t-7th	64p	Dubnyk	13,835
57	2/12	PHI	4-5		L		27-25-5	59	5th/8th	11p,19,19,46	Dubnyk	*18,607
58	2/15	NJ	4-5		L		27-25-6	60	5th/8th	77p,14,36,64	Dubnyk	*19,041
59	2/17	STL	0-4		L		27-26-6	60	5th/8th		Stalock	*19,102
60	2/19	ANA	0-4		L		27-27-6	60	5th/8th		Dubnyk	*18,533
61	2/21	@ NYR	4-1	W			28-27-6	62	5th/8th	46p,64,11,18	Dubnyk	17,271
62	2/22	@ DET	3-2	W			29-27-6	64	5th/8th	19,18,12p	Dubnyk	*19,515
63	2/24	STL	2-1	W		OT	30-27-6	66	5th/8th	16,6	Dubnyk	*18,645
64	2/26	@ WPG	3-2	W			31-27-6	68	4th/7th	77p,16p,14	Dubnyk	*15,321
65	3/2	@ CGY	4-2	W			32-27-6	70	5th/8th	12,10,20,6	Dubnyk	*19,289
66	3/3	NSH	2-3		L	SO	32-27-7	71	t-4th/t-7th	2,16	Stalock	*18,885
67	3/5	@ NSH	4-5		L	SO	32-27-8	72	t-4th/t-7th	22,26,21,22	Dubnyk	*17,668
68	3/7	@ TB	3-0	W			33-27-8	74	5th/8th	16,16,16	Dubnyk	*19,092
69	3/8	@ FLA	2-6		L		33-28-8	74	5th/8th	23,17	DUBNYK/Stalock	12,388
70	3/11	SJ	0-3		L		33-29-8	74	5th/8th		Dubnyk	*18,907
71	3/14	DAL	1-4		L		33-30-8	74	5th/9th	16p	Dubnyk	*18,919
72	3/16	NYR	5-2	W			34-30-8	76	5th/9th	6,6,12,46p,23	Dubnyk	*18,844
73	3/17	NYI	2-3		L	OT	34-30-9	77	5th/9th	11p,46p	Stalock	*18,696
74	3/19	COL	1-3		L		34-31-9	77	5th/9th	11p	Dubnyk	*18,785
75	3/22	@ WSH	2-1	W			35-31-9	79	5th/8th	18,19	Dubnyk	*18,506
76	3/23	@ CAR	5-1	W			35-32-9	79	6th/t-9th	12p	Dubnyk	16,751
77	3/25	NSH	0-1		L		35-33-9	79				





# 2017-18 MINNESOTA WILD

# 2017-18 GAME-BY-GAME



#	POS	PLAYER	GP	TOI/G	G	A	PTS	+/-	PIM	PP	SH	GW	SOG	SH%
12	C	ERIC STAAL	82	17:48	42	34	76	8	42	11	2	4	241	17.4
64	RW	MIKAEL GRANLUND	77	18:46	21	46	67	13	18	7	1	2	193	10.9
16	LW	JASON ZUCKER	82	16:57	33	31	64	8	44	7	1	7	222	14.9
20	D	RYAN SUTER	78	26:46	6	45	51	-1	34	1	0	2	149	4.0
24	D	MATT DUMBA	82	18:29	14	36	50	15	41	2	0	4	176	8.0
9	C	MIKKO KOIVU	82	18:29	14	31	45	9	46	3	0	2	170	8.2
3	C	CHARLIE COYLE	66	16:31	11	26	37	8	18	0	1	1	117	9.4
46	D	JARED SPURGEON	61	24:32	9	28	37	-6	8	3	0	2	110	8.2
22	RW	NINO NIEDERREITER	63	16:31	18	14	32	14	36	7	0	4	133	13.5
11	LW	ZACH PARISE	42	17:04	15	9	24	0	14	2	0	4	119	12.6
17	LW	MARCUS FOLIGNO	77	10:51	8	15	23	2	72	1	0	2	79	10.1
26	LW	DANIEL WINNIK	81	13:34	6	17	23	5	27	0	0	0	82	7.3
7	C	MATT CULLEN	79	11:53	11	11	22	-1	20	0	0	1	104	10.6
63	LW	TYLER ENNIS	73	11:58	8	14	22	-1	12	2	0	3	115	7.0
25	D	JONAS BRODIN	73	21:36	6	15	21	23	30	0	0	1	77	7.8
14	C	JOEL ERIKSSON EK*	75	12:46	6	10	16	2	22	0	0	0	124	4.8
39	D	NATE PROSSER	56	13:27	3	6	9	8	19	0	1	1	27	11.1
23	D	GUSTAV OLOFSSON*	41	12:46	0	8	8	0	14	0	0	0	22	0.0
59	RW	ZACK MITCHELL*	23	10:32	3	2	5	-2	4	1	0	1	17	17.6
6	D	RYAN MURPHY	21	19:00	2	3	5	8	16	1	0	0	25	8.0
19	C	LUKE KUNIN*	19	12:58	2	2	4	-3	13	0	1	0	32	6.3
36	D	NICK SEELER*	22	14:32	0	4	4	10	21	0	0	0	17	0.0
47	D	LOUIE BELPEDIO*	1	15:47	0	2	2	1	0	0	0	0	0	0.0
41	C	LANDON FERRARO	2	4:25	1	0	1	1	0	0	0	0	3	33.3
18	LW	JORDAN GREENWAY*	6	11:26	0	1	1	0	0	0	0	0	4	0.0
37	C	KYLE RAU*	3	11:01	0	1	1	0	0	0	0	0	4	0.0
82	C	JUSTIN KLOOS*	1	8:39	0	0	0	0	2	0	0	0	0	0.0
18	C	CAL O'REILLY	1	8:16	0	0	0	0	0	0	0	0	1	0.0
60	D	CARSON SOUCY*	3	14:50	0	0	0	-2	2	0	0	0	4	0.0

#	GOALTENDER	GP	W	L	OT	SA	GA	GAA	SV	SV%	SO	A	PIM	MIN
40	DEVAN DUBNYK	60	35	16	7	1769	145	2.52	1624	.918	5	3	12	3,450
32	ALEX STALOCK	28	23	10	10	787	71	2.85	716	.910	1	0	0	1,495


\* Rookie

GAME	DATE	OPPONENT	RESULT	W	L	OT	RECORD	PTS	DIVISION/ CONF. RANK	WILD GOALS (BY #)	WILD GOALTENDERS	ATT.
1	10/5	@ DET	2-4	L			0-1-0	0	6th/12th	14/10	Dubnyk	19,515
2	10/7	@ CAR	4-5	L	SO		0-1-1	1	4th/1-10th	16p,10,12,9	Stalock	*18,680
3	10/12	@ CHI	5-2	W			1-1-1	3	6th/1-10th	12,10,16p,10,9	Dubnyk	*21,386
4	10/14	CBJ	4-5	L	OT		1-1-2	4	t-6th/t-10th	12,63p,41,63p	Dubnyk	*19,064
5	10/20	@ WPG	3-4	L			1-2-2	4	7th/t-13th	10,9,17p	Dubnyk	*15,321
6	10/21	@ CGY	4-2	W			2-2-2	6	7th/t-12th	10p,20,46,26	Stalock	18,436
7	10/24	VAN	0-1	L			2-3-2	6	7th/13th		Dubnyk	*18,694
8	10/26	NYI	6-4	W			3-3-2	8	7th/t-12th	17,16,12s,19s,59,25	Dubnyk	*18,824
9	10/28	PIT	2-1	W			4-3-2	10	t-6th/t-10th	26,9	Dubnyk	*19,064
10	10/31	WPG	1-2	L			4-4-2	10	7th/13th	19	Stalock	*18,814
11	11/2	MTL	6-3	W			5-4-2	12	t-6th/t-12th	7,22,63,20,46p,17	Dubnyk	*18,924
12	11/4	CHI	0-2	L			5-5-2	12	7th/13th		Stalock	*19,218
13	11/6	@ BOS	3-5	L			5-6-2	12	7th/13th	22,64,12s	DUBNYK/Stalock	*17,565
14	11/8	@ TOR	2-4	L			5-7-2	12	7th/13th	16,16p	Dubnyk	*19,049
15	11/9	@ MTL	3-0	W			6-7-2	14	7th/13th	16s,16,16	Dubnyk	*21,302
16	11/11	@ PHI	1-0	W			7-7-2	16	7th/13th	16	Dubnyk	19,309
17	11/14	PHI	3-0	W			8-7-2	18	t-5th/t-10th	22,12,16	Dubnyk	*18,768
18	11/16	NSH	6-4	W			9-7-2	20	t-4th/t-6th	24,22p,20,12p,16,46	Dubnyk	*18,888
19	11/18	@ WSH	1-3	L			9-8-2	20	6th/t-10th	22p	Stalock	*18,506
20	11/20	NYI	3-4	L	OT		9-8-3	21	t-5th/t-9th	22p,64p,64	Dubnyk	*19,048
21	11/22	@ BUF	5-4	W			10-8-3	23	t-4th/t-8th	63,64,22p,22,64p	Dubnyk	17,418
22	11/24	COL	3-2	W	SO		11-8-3	25	4th/t-6th	16,22p	Stalock	*19,084
23	11/25	@ STL	3-6	L			11-9-3	25	t-4th/t-9th	3s,59p,12p	Dubnyk	18,610
24	11/27	@ WPG	2-7	L			11-10-3	25	t-5th/t-10th	16,10	Stalock	*15,321
25	11/30	VGK	4-2	W			12-10-3	27	6th/13th	64,25,12,12	Dubnyk	*19,084
26	12/2	STL	2-1	W	OT		13-10-3	29	t-5th/t-9th	20,24	Dubnyk	*19,107
27	12/5	@ LA	2-5	L			13-11-3	29	t-5th/t-9th	3,63	Dubnyk	*18,230
28	12/8	@ ANA	3-2	W	OT		14-11-3	31	t-5th/t-10th	16,59,24	Dubnyk	16,471
29	12/10	@ SJ	4-2	W	OT		15-11-3	33	t-4th/t-8th	6p,12,12,22	Stalock	17,205
30	12/12	CGY	2-1	W	SO		16-11-3	35	t-4th/t-6th	63,64	Dubnyk/StALOCK	*18,767
31	12/14	TOR	2-0	W			17-11-3	37	t-4th/t-6th	7	Stalock	*18,857
32	12/16	EDM	2-3	L			17-12-3	37	t-4th/t-7th	24,24	Stalock	*19,034
33	12/17	@ CHI	1-4	L			17-13-3	37	6th/t-9th	24	Stalock	*21,813
34	12/19	@ OTT	6-4	W			18-13-3	39	t-4th/t-6th	12,10,9,39,25,12p	Stalock	13,804
35	12/22	@ FLA	4-4	L			18-14-3	39	t-5th/t-8th	20p,26	Stalock	13,259
36	12/23	@ TB	0-3	L			18-15-3	39	t-5th/t-9th		Stalock	*19,092
37	12/27	DAL	4-2	W			19-15-3	41	5th/8th	46,12,64p,16	Stalock	*19,107
38	12/29	NSH	4-2	W			20-15-3	43	5th/8th	64,64p,24,64	Dubnyk	*19,147
39	12/30	@ NSH	0-3	L			20-16-3	43	5th/9th		Stalock	*17,459
40	1/2	FLA	5-1	W			21-16-3	45	5th/9th	7,7,12,12,3	Dubnyk	*18,029
41	1/4	BUF	6-2	W			22-16-3	47	5th/t-7th	22,26,22p,22,9,3	Dubnyk	*18,017
42	1/6	@ COL	2-7	L			22-17-3	47	t-5th/t-8th	12,12p	Dubnyk	*18,046
43	1/9	CGY	2-3	L	OT		22-17-4	48	t-5th/t-7th	64,46	Stalock	*19,011
44	1/10	@ CHI	2-1	W			23-17-4	50	5th/7th	25,20	Dubnyk	*21,721
45	1/13	WPG	4-1	W			24-17-4	52	4th/t-6th	64p,16,24,24	Dubnyk	*19,007
46	1/14	VAN	2-3	L	OT		24-17-5	53	4th/t-6th	16p,26	Dubnyk	*18,927
47	1/20	TB	5-3	W			25-17-5	55	t-5th/t-7th	46p,11,39,17,16	Dubnyk	*19,007
48	1/22	OTT	3-1	W			26-17-5	57	t-5th/t-7th	11,16,64p	Stalock	*18,907
49	1/25	@ PIT	3-6	L			26-18-5	57	t-5th/t-8th	12,64p,25	DUBNYK/Stalock	*18,453
50	1/30	@ CBJ	3-2	W	SO		27-18-5	59	5th/t-6th	16p,3	Dubnyk	17,734
51	2/2	VGK	5-2	W			28-18-5	61	5th/7th	12p,3,63,46p,12	Dubnyk	*19,057
52	2/3	@ DAL	1-6	L			28-19-5	61	5th/t-7th	16	STALOCK/Dubnyk	*18,532
53	2/6	@ STL	6-2	W			29-19-5	63	5th/7th	22,17,9p,16,24,12p	Dubnyk	17,821
54	2/8	ARI	3-4	L	OT		29-19-6	64	5th/t-6th	12,7,4	Dubnyk	*18,816
55	2/10	CHI	3-0	W			30-19-6	66	5th/t-6th	3,9p,3	Dubnyk	*19,227
56	2/13	NYR	3-2	W			31-19-6	68	5th/t-6th	12,11,17	Dubnyk	*18,887
57	2/15	WSH	2-5	L			31-20-6	68	5th/t-7th	22,12p	Dubnyk	*19,027
58	2/17	ANA	2-3	L	SO		31-20-7	69	5th/t-7th	9,16	Dubnyk	*19,192
59	2/19	@ NYI	5-3	W			32-20-7	71	5th/t-7th	14,7,16,63,16	Dubnyk	15,342
60	2/22	@ NJ	4-2	W			33-20-7	73	4th/t-6th	4,14,10,12	Stalock	13,316
61	2/23	@ NYR	4-1	W			34-20-7	75	3rd/4th	64,12,12p,64	Dubnyk	*18,006
62	2/25	SJ	3-2	W	OT		35-20-7	77	3rd/4th	7,12,46	Dubnyk	*19,105
63	2/27	STL	8-3	W			36-20-7	79	3rd/4th	16p,64,64,12p,9,46,12,12	Dubnyk	*19,261
64	3/1	@ ARI	3-5	L			36-21-7	79	3rd/4th	11,9p,7	Stalock	10,904
65	3/2	@ COL	1-7	L			36-22-7	79	3rd/t-4th	9	DUBNYK/Stalock	17,325
66	3/4	DET	4-1	W			37-22-7	81	3rd/4th	12p,11,16,16	Dubnyk	*19,037
67	3/6	CAR	6-2	W			38-22-7	83	3rd/4th	12p,22,11p,26,12,7	Dubnyk	*19,017
68	3/9	@ VAN	5-2	W			39-22-7	85	3rd/4th	11,7,12,3,17	Dubnyk	17,918
69	3/10	@ EDM	1-4	L			39-23-7	85	3rd/4th	3	Dubnyk	*18,347
70	3/13	COL	1-5	L			39-24-7	85	3rd/4th	9	Dubnyk	*19,171
71	3/16	@ VGK	4-2	W			40-24-7	87	3rd/t-4th	16,3,24,11	Stalock	*18,295
72	3/17	@ ARI	3-1	W			41-24-7	89	3rd/t-4th	22p,17,12	Dubnyk	13,735
73	3/19	LA	3-4	L	OT		41-24-8	90	3rd/4th	11,12,14	Dubnyk	*19,081
74	3/24	NSH	4-1	W			42-24-8	92	3rd/5th	14,22		



# 2016-17 MINNESOTA WILD

# 2016-17 GAME-BY-GAME



#	POS	PLAYER	GP	TOI/G	G	A	PTS	+/-	PIM	PP	SH	GW	SOG	SH%
64	C	MIKAEL GRANLUND	81	18:49	26	43	69	23	12	7	3	4	177	14.7
12	C	ERIC STAAL	82	18:36	28	37	65	17	34	4	1	8	211	13.3
9	C	MIKKO KOIVU	80	19:07	18	40	58	27	34	2	0	4	139	12.9
2	RW	NINO NIEDERREITER	82	15:04	25	32	57	17	53	8	0	3	186	13.4
3	C	CHARLIE COYLE	82	16:42	18	38	56	13	36	4	0	5	159	11.3
29	RW	JASON POMINVILLE	78	14:14	13	34	47	2	4	0	0	2	176	7.4
16	LW	JASON ZUCKER	79	15:17	22	25	47	34	30	1	0	3	172	12.8
11	LW	ZACH PARISE	69	17:26	19	23	42	-3	30	6	0	4	194	9.8
20	D	RYAN SUTER	82	26:55	9	31	40	34	36	4	1	1	164	5.5
46	D	JARED SPURGEON	76	24:02	10	28	38	33	20	1	0	2	144	6.9
24	D	MATT DUMBA	76	20:20	11	23	34	15	59	6	0	1	131	8.4
56	C	ERIK HAULA	72	13:49	15	11	26	5	28	1	0	4	134	11.2
25	D	JORDAN SCHROEDER	68	19:34	3	22	25	5	20	2	0	2	85	3.5
7	RW	CHRIS STEWART	79	10:23	13	8	21	3	94	0	0	0	82	15.9
19	C	MARTIN HANZAL	20	15:31	4	9	13	-2	10	1	0	0	43	9.3
6	D	MARCO SCANDELLA	71	18:20	4	9	13	-2	25	0	0	0	88	4.5
10	C	JORDAN SCHROEDER	37	9:47	6	7	13	5	0	0	0	0	37	16.2
44	C	TYLER GAOVAC	52	9:50	7	2	9	7	10	0	0	2	48	14.6
5	D	CHRISTIAN FOLIN	51	14:56	2	6	8	10	26	0	0	0	39	5.1
14	C	JOEL ERIKSSON EK*	15	10:37	3	4	7	1	4	0	0	1	15	20.0
39	D	NATE PROSSER	39	12:44	2	5	7	0	12	0	0	0	20	10.0
23	D	GUSTAV OLOFSSON*	13	13:29	0	3	3	-1	2	0	0	0	7	0.0
21	C	RYAN WHITE	19	9:57	2	1	3	-8	14	0	0	0	17	11.8
47	C	CHRISTOPH BERTSCHY*	5	8:08	0	1	1	0	4	0	0	0	5	0.0
63	RW	KURTIS GABRIEL*	13	5:49	0	1	1	0	29	0	0	0	3	0.0
4	D	MIKE REILLY*	17	12:23	1	0	1	1	2	0	0	0	19	5.3
42	C	PATRICK CANNONE*	3	7:53	0	0	0	0	0	0	0	0	2	0.0
59	RW	ZACK MITCHELL*	11	8:26	0	0	0	-1	0	0	0	0	10	0.0
53	RW	ALEX TUCH*	6	10:42	0	0	0	-3	0	0	0	0	8	0.0
#	GOALTENDER	GP	W	L	OT	SA	GA	GAA	SV	SV%	SO	A	PIM	MIN
40	DEVAN DUBNYK	65	40	19	5	1842	141	2.25	1701	.923	5	0	10	3,758
35	DARCY KUEMPER	18	17	8	5	562	55	3.13	507	.902	0	1	4	1,053
32	ALEX STALOCK	2	1	1	0	54	3	1.51	51	.944	0	0	0	119


\* Rookie

GAME	DATE	OPPONENT	RESULT	W	L	OT	RECORD	PTS	DIVISION/CONF. RANK	WILD GOALS (BY #)	WILD GOALTENDERS	ATT.
1	10/13	@ STL	2-3		L		0-1-0	0	t-4th/t-6th	20,3	Dubnyk	*19,673
2	10/15	WPG	4-3	W			1-1-0	2	t-2nd/t-5th	7,24p,12,25	Dubnyk	*19,024
3	10/18	LA	6-3	W			2-1-0	4	t-2nd/t-5th	56,29,3p,9,17,46	Kuemper	*18,644
4	10/20	TOR	3-2	W			3-1-0	6	t-2nd/t-4th	12,27,12	Dubnyk	*18,968
5	10/22	@ NJ	1-2		L	OT	3-1-1	7	t-1st/t-3rd	14	Dubnyk	*16,514
6	10/23	@ NYI	3-6		L		3-2-1	7	2nd/4th	11,11,22	Kuemper	11,583
7	10/25	@ BOS	5-0	W			4-2-1	9	t-1st/t-2nd	3,7,20p,16,29	Dubnyk	*17,565
8	10/27	@ BUF	4-0	W			5-2-1	11	1st/2nd	14,16,20,9	Dubnyk	18,122
9	10/29	DAL	4-0	W			6-2-1	13	1st/2nd	64s,22,12p,44	Dubnyk	*19,031
10	11/1	BUF	1-2		L		6-3-1	13	t-1st/t-2nd	64p	Dubnyk	*18,864
11	11/5	@ COL	0-1		L		6-4-1	13	3rd/5th		Dubnyk	16,256
12	11/10	@ PIT	4-2	W			7-4-1	15	t-3rd/t-6th	3p,22,12,29	Dubnyk	*18,458
13	11/12	@ PHI	2-3		L		7-5-1	15	t-4th/t-7th	22,64	Dubnyk	19,591
14	11/13	@ OTT	1-2	W	OT		8-5-1	17	t-3rd/t-5th	20s,24	Kuemper	14,265
15	11/15	CGY	0-1		L		8-6-1	17	t-4th/t-7th		Dubnyk	*19,048
16	11/17	BOS	1-0	W			9-6-1	19	t-4th/t-5th	64	Dubnyk	*18,774
17	11/19	COL	2-3		L		9-7-1	19	t-4th/t-6th	3p,44	Dubnyk	*19,238
18	11/21	@ DAL	2-3		L	OT	9-7-2	20	t-4th/t-8th	22p,56	Kuemper	*18,532
19	11/23	WPG	3-1	W			10-7-2	22	3rd/t-6th	9,25p,11	Dubnyk	*19,022
20	11/25	PIT	2-6	W			11-7-2	24	3rd/5th	3,22p,3,11p,64,22p	Dubnyk	*19,212
21	11/26	@ STL	3-4		L	SO	11-7-3	25	3rd/t-4th	9,56,3	Dubnyk	*19,396
22	11/29	@ VAN	4-5		L		11-8-3	25	t-3rd/t-6th	29,29,16,56	Kuemper	17,917
23	12/2	@ CGY	2-3		L	SO	11-8-4	26	3rd/t-7th	7,9	Dubnyk	18,390
24	12/4	@ EDM	2-1	W	OT		12-8-4	28	t-3rd/t-6th	3,9	Dubnyk	18,347
25	12/7	@ TOR	3-2	W			13-8-4	30	3rd/t-6th	16,7,12	Dubnyk	*18,944
26	12/9	EDM	3-2	W	SO		14-8-4	32	3rd/5th	24,16	Dubnyk	*19,019
27	12/11	STL	3-1	W			15-8-4	34	3rd/5th	24,22,64	Dubnyk	*18,363
28	12/13	FLA	5-1	W			16-8-4	36	t-2nd/t-2nd	11,56,12,9,16	Dubnyk	*18,754
29	12/15	@ NSH	5-2	W			17-8-4	38	t-2nd/t-2nd	25p,3,12,12,64	Dubnyk	*17,113
30	12/17	ARI	4-1	W			18-8-4	40	2nd/2nd	20p,44,7,12	Kuemper	*19,036
31	12/20	COL	2-0	W			19-8-4	42	2nd/2nd	3p,9	Dubnyk	*19,018
32	12/22	@ MTL	4-2	W			20-8-4	44	2nd/2nd	10,46,12s,16	Dubnyk	*21,288
33	12/23	@ NYR	7-4	W			21-8-4	46	2nd/2nd	64,9,22,6,16,24p,3	Kuemper	*18,006
34	12/27	@ NSH	3-2	W	OT		22-8-4	48	2nd/2nd	11p,7,46	Dubnyk	*17,141
35	12/29	NYI	6-4	W			23-8-4	50	2nd/2nd	6,7,46,10,56,64	Dubnyk	*19,252
36	12/31	CBJ	2-4		L		23-9-4	50	2nd/2nd	64p,16	Dubnyk	*19,307
37	1/5	@ SJ	5-4	W			24-9-4	52	2nd/2nd	12p,11,12,9,9	Dubnyk	*17,562
38	1/7	@ LA	3-4		L	OT	24-9-5	53	2nd/2nd	9,3,11p	Kuemper	*18,230
39	1/8	@ ANA	2-1	W			25-9-5	55	2nd/2nd	24p,46	Dubnyk	15,645
40	1/12	MTL	7-1	W			26-9-5	57	2nd/2nd	5,12,10,22,16p,20p,22	Dubnyk	*19,104
41	1/14	@ DAL	5-4	W			27-9-5	59	t-1st/t-1st	9,12,24,7,16	Kuemper	*18,532
42	1/15	@ CHI	3-2	W			28-9-5	61	1st/1st	22p,7,29	Dubnyk	*22,051
43	1/17	NJ	3-4		L		28-10-5	61	t-1st/t-1st	46p,16,56	Dubnyk	*18,051
44	1/19	ARI	4-3	W			29-10-5	63	t-1st/t-1st	12,22p,7,22p	Dubnyk	*18,027
45	1/21	ANA	5-3	W			30-10-5	65	1st/1st	56,16,56,20,16	Dubnyk	*18,288
46	1/22	NSH	4-3	W	L		30-11-5	65	t-1st/t-1st	64,29	Kuemper	*19,087
47	1/24	@ DAL	3-2	W	SO		31-11-5	67	1st/1st	29,9p	Dubnyk	17,877
48	1/26	STL	5-1	W			32-11-5	69	1st/1st	56,44,9p,22,64	Dubnyk	*19,064
49	1/31	@ EDM	5-2	W			33-11-5	71	1st/1st	44,16,11,44,7	Kuemper	18,347
50	2/1	@ CGY	1-5		L		33-12-5	71	1st/1st	16	Dubnyk	18,044
51	2/4	@ VAN	6-3	W			34-12-5	73	1st/1st	4,64,64s,11,9,64	Dubnyk	18,212
52	2/7	@ WPG	4-2	W			35-12-5	75	1st/1st	22,29,29,22	Dubnyk	*15,294
53	2/8	CHI	3-4		L	OT	35-12-6	76	1st/1st	46,11,56	Kuemper	*19,326
54	2/10	TB	2-1	W	SO		36-12-6	78	1st/1st	22p	Dubnyk	*19,178
55	2/12	DET	6-3	W			37-12-6	80	1st/1st	64p,22p,3,11,5,11p	Dubnyk	*19,141
56	2/14	ANA	0-1		L		37-13-6	80	1st/1st		Dubnyk	*19,047
57	2/16	DAL	3-1	W			38-13-6	82	1st/1st	20p,56,46	Kuemper	*19,084
58	2/18	NSH	5-2	W			39-13-6	84	1st/1st	64p,16,9,16,12	Dubnyk	*19,292
59	2/21	CHI	3-5		L		39-14-6	84	1st/1st	64p,11,64p	Dubnyk	*19,333
60	2/27	LA	5-4	W	OT		40-14-6	86	1st/1st	22,10,21,16,64	Dubnyk	*19,118
61	2/28	@ WPG	6-5	W	L		41-14-6	88	1st/1st	64,44,56p,6,21,16s	Kuemper/DUBNYK	*15,294
62	3/2	@ CBJ	0-1		L		41-15-6	88	1st/1st		Dubnyk	15,987
63	3/5	SJ	3-1	W			42-15-6	90	1st/1st	11p,12,12	Dubnyk	*19,168
64	3/7	STL	1-2		L		42-16-6	90	1st/1st	9	Dubnyk	*19,124
65	3/9	@ TB	1-4		L		42-17-6	90	1st/1st	6	Dubnyk	*19,092
66	3/10	@ FLA	7-4	W			43-17-6	92	1st/1st	16,12,29,12,11,64,3	Kuemper/DUBNYK	16,232
67	3/12	@ CHI	2-4		L		43-18-6	92	1st/1st	12,64	Dubnyk/KUEMPER	*22,147
68	3/14	@ WSH	2-4		L		43-19-6	92	2nd/2nd	24,12p	Dubnyk	*18,506
69	3/16	@ CAR	1-3		L		43-20-6	92	2nd/2nd	64s	Dubnyk	10,894
70	3/18	NYR	2-3		L		43-21-6	92	2nd/2nd	12,24p	Dubnyk	*19,337
71	3/19	@ WPG	4-5		L		43-22-6	92	2nd/2nd	3,64p,7,7	Dubnyk	*15,294
72	3/21	SJ	3-2	W			44-22-6	94	2nd/2nd	24p,19,3	Dubnyk	*19,104
73	3/23	PHI	1-3		L		44-23-6	94	2nd/2nd	11	Dubnyk	*19,004
74	3/25	VAN	2-4		L		44-24-6	94	2nd/2nd	20	Kuemper	*19,



# 2015-16 MINNESOTA WILD

# 2015-16 GAME-BY-GAME



#	POS	PLAYER	GP	TOI/G	G	A	PTS	+/-	PIM	PP	SH	GW	SOG	SH%
9	C	MIKKO KOIVU	82	19:56	17	39	56	6	40	10	1	2	141	12.1
11	LW	ZACH PARISE	70	19:18	25	28	53	-3	36	7	0	7	234	10.7
20	D	RYAN SUTER	82	28:36	8	43	51	10	30	3	1	2	188	4.3
64	C	MIKAEL GRANLUND	82	18:07	13	31	44	-12	20	2	1	3	160	8.1
22	RW	NINO NIEDERREITER	82	15:33	20	23	43	9	36	2	0	1	159	12.6
3	C	CHARLIE COYLE	82	17:18	21	21	42	1	16	2	0	4	140	15.0
26	LW	THOMAS VANEK	74	15:37	18	23	41	-10	22	6	0	5	146	12.3
29	RW	JASON POMINVILLE	75	16:22	11	25	36	10	12	3	0	2	187	5.9
56	C	ERIK HAULA	76	12:44	14	20	34	21	24	0	2	2	99	14.1
46	D	JARED SPURGEON	77	22:41	11	18	29	11	14	5	0	2	122	9.0
24	D	MATT DUMBA	81	16:50	10	16	26	1	38	6	0	3	152	6.6
16	LW	JASON ZUCKER	71	15:35	13	10	23	-4	20	0	1	1	158	8.2
6	D	MARCO SCANDELLA	73	20:42	5	16	21	6	22	2	0	0	126	4.0
14	RW	JUSTIN FONTAINE	60	11:51	5	11	16	3	20	0	0	1	54	9.3
18	LW	RYAN CARTER	60	11:08	7	5	12	-3	48	0	1	0	62	11.3
25	D	JONAS BRODIN	68	20:25	2	5	7	-5	18	0	0	0	58	3.4
7	LW	CHRIS PORTER	61	9:38	4	3	7	-6	6	0	0	0	45	8.9
4	D	MIKE REILLY*	29	12:05	1	6	7	-4	8	0	0	0	27	3.7
19	C	JARRET STOLL	51	11:16	3	3	6	-4	16	0	0	0	23	13.0
5	D	CHRISTIAN FOLIN	26	14:35	0	4	4	-1	11	0	0	0	14	0.0
10	C	JORDAN SCHROEDER	26	9:25	2	2	4	2	2	0	0	0	30	6.7
12	RW	DAVID JONES	16	11:09	2	1	3	1	0	0	0	0	17	11.8
39	D	NATE PROSSER	54	11:23	0	3	3	1	39	0	0	0	20	0.0
27	C	ZAC DALPE	2	10:15	1	0	1	0	0	0	0	0	3	33.3
47	C	CHRISTOPH BERTSCHY*	3	6:57	0	0	0	0	0	0	0	0	3	0.0
54	RW	BRETT BULMER	3	6:43	0	0	0	-1	7	0	0	0	2	0.0
63	RW	KURTIS GABRIEL*	3	4:30	0	0	0	1	10	0	0	0	1	0.0
44	C	TYLER GAOVAC*	2	11:37	0	0	0	-1	0	0	0	0	2	0.0
23	D	GUSTAV OLOFSSON*	2	9:12	0	0	0	0	0	0	0	0	1	0.0
28	D	TYSON STRACHAN	2	7:33	0	0	0	1	0	0	0	0	0	0.0

#	GOALTENDER	GP	W	L	OT	SA	GA	GAA	SV	SV%	SO	A	PIM	MIN
40	DEVAN DUBNYK	67	32	26	6	1,829	150	2.33	1,679	0.918	5	0	8	3,861
35	DARCY KUEMPER	21	6	7	5	507	43	2.43	464	0.915	2	0	2	1,063

GAME	DATE	OPPONENT	RESULT	W	L	OT	RECORD	PTS	DIVISION/CONF. RANK	WILD GOALS (BY #)	WILD GOALTENDERS	ATT.
1	10/8	@ COL	5-4	W			1-0-0	2	t-1st/t-1st	11,11,22,26,11p	Dubnyk	*18,007
2	10/10	STL	3-2	W			2-0-0	4	t-1st/t-1st	3,11p,3	Dubnyk	*19,096
3	10/15	@ ARI	4-3	W			3-0-0	6	t-1st/t-2nd	11p,26,9s,64	Dubnyk	12,029
4	10/16	@ LA	1-2	L	OT		3-0-1	7	3rd/t-4th	9p	Kuemper	*18,230
5	10/18	@ ANA	1-4	L			3-1-1	7	5th/7th	22	Dubnyk	16,784
6	10/22	CBI	3-2	W			4-1-1	9	4th/4th	11,22,26p	Dubnyk	*18,650
7	10/24	ANA	3-0	W			5-1-1	11	t-3rd/t-3rd	24,26,18s	Dubnyk	*19,034
8	10/25	@ WPG	4-5	L			5-2-1	11	t-3rd/t-3rd	16,9p,14,11	Kuemper/DUBNYK	*15,294
9	10/27	EDM	4-3	W			6-2-1	13	t-2nd/t-2nd	20,6p,20,3	Dubnyk	*18,936
10	10/30	CHI	5-4	W			7-2-1	15	t-2nd/t-2nd	16,18,3,46p,22	Dubnyk	*19,140
11	10/31	@ STL	2-3	L	OT		7-2-2	16	t-3rd/t-3rd	16,56	Dubnyk	17,728
12	11/5	NSH	2-3	L			7-3-2	16	5th/t-5th	6p,24p	Dubnyk	*19,024
13	11/7	TB	1-0	W			8-3-2	18	t-3rd/t-3rd	46	Dubnyk	*19,066
14	11/10	WPG	5-3	W			9-3-2	20	t-3rd/t-3rd	22,26,56s,26,7	Dubnyk	*19,153
15	11/12	@ CAR	3-2	W	OT		10-3-2	22	3rd/3rd	16,26,16	Dubnyk	9,511
16	11/14	@ DAL	2-3	L	OT		10-3-3	23	t-2nd/t-2nd	22,6	Dubnyk	*18,532
17	11/17	@ PIT	3-4	L			10-4-3	23	4th/5th	64,46p,9p	Dubnyk	*18,495
18	11/19	@ BOS	2-4	L			10-5-3	23	t-4th/t-5th	16,10	Dubnyk	*17,565
19	11/21	NSH	4-0	W			11-5-3	25	t-3rd/t-3rd	20p,64,25,26p	Dubnyk	*19,056
20	11/25	VAN	2-3	L			11-6-3	25	5th/7th	26p,3	Dubnyk	*18,877
21	11/27	WPG	1-3	L			11-7-3	25	5th/7th	18	Dubnyk	*19,055
22	11/28	DAL	3-4	L	OT		11-7-4	26	5th/8th	26,3,9	Kuemper	*19,024
23	12/1	@ CHI	2-1	W			12-7-4	28	5th/t-6th	29,20	Dubnyk	*21,580
24	12/3	TOR	1-0	W			13-7-4	30	t-3rd/t-4th	24p	Dubnyk	*18,880
25	12/5	COL	3-0	W			14-7-4	32	t-3rd/t-4th	24,14,29	Dubnyk/KUEMPER	*19,173
26	12/7	@ COL	1-2	L	OT		14-7-5	33	t-3rd/t-4th	11	Kuemper	16,589
27	12/11	@ ARI	1-2	L	OT		14-7-6	34	5th/6th	46	Kuemper	14,404
28	12/12	@ SJ	2-0	W			15-7-6	36	t-3rd/t-4th	11,9	Kuemper	16,766
29	12/15	VAN	6-2	W			16-7-6	38	t-3rd/t-4th	26p,16,11p,9,20p,6	Kuemper	*18,804
30	12/17	NYR	5-2	W			17-7-6	40	t-3rd/t-4th	9,24p,29p,7,9	Dubnyk	*19,090
31	12/19	@ NSH	2-3	L			17-8-6	40	4th/5th	11,16	Dubnyk	*17,117
32	12/21	DAL	3-6	L			17-9-6	40	4th/5th	46,3,22	Dubnyk	*19,047
33	12/22	MTL	2-1	W			18-9-6	42	4th/t-4th	29,3	Kuemper	*19,105
34	12/26	PIT	1-3	L			18-10-6	42	4th/5th	16	Dubnyk	*19,234
35	12/28	DET	3-1	W			19-10-6	44	t-3rd/t-4th	3,9p,9	Dubnyk	*19,110
36	12/31	@ STL	3-1	W			20-10-6	46	4th/5th	22,56,26	Dubnyk	*19,194
37	1/2	@ TB	2-3	L	SO		20-10-7	47	4th/5th	3,46	Dubnyk	*19,092
38	1/3	@ LA	1-2	L			20-11-7	47	4th/5th	16	Dubnyk	15,426
39	1/5	@ FLA	4-2	W			21-11-7	49	4th/5th	11,11,11,64	Dubnyk	12,411
40	1/7	PHI	4-3	L	OT		21-11-8	50	4th/5th	6,16,11	Dubnyk	*19,125
41	1/9	@ DAL	2-1	W			22-11-8	52	4th/5th	18,26	Dubnyk	*18,532
42	1/10	NY	1-2	L			22-12-8	52	4th/5th	11	Kuemper	*19,028
43	1/12	BUF	2-3	L			22-13-8	52	4th/5th	20s,26	Dubnyk	*18,034
44	1/15	WPG	0-1	L			22-14-8	52	4th/5th		Dubnyk	*19,222
45	1/16	@ NSH	0-3	L			22-15-8	52	4th/5th		Dubnyk	*17,302
46	1/20	@ ANA	1-3	L			22-16-8	52	4th/5th	19	Dubnyk	15,962
47	1/21	@ LA	3-0	W			23-16-8	54	4th/5th	11p,3,56s	Kuemper	*18,230
48	1/23	@ SJ	3-4	L			23-17-8	54	5th/6th	7,3p,19	Kuemper	16,956
49	1/25	ARI	1-2	L	SO		23-17-9	55	t-4th/t-5th	3	Dubnyk	*19,020
50	2/2	@ NYI	3-5	L			23-18-9	55	6th/8th	3,29,22p	Dubnyk	13,331
51	2/4	@ NYR	2-4	L			23-19-9	55	6th/t-8th	18,24p	Dubnyk	*18,006
52	2/6	@ STL	1-4	L			23-20-9	55	6th/9th	24p	Dubnyk	*19,318
53	2/9	DAL	3-4	L	OT		23-20-10	56	6th/9th	56,14,9p	Kuemper	*19,087
54	2/11	WSH	3-4	L			23-21-10	56	6th/9th	3,20p,64	Dubnyk	*19,213
55	2/13	BOS	2-4	L			23-22-10	56	6th/t-9th	26,4	Kuemper	*19,191
56	2/15	@ VAN	5-2	W			24-22-10	58	6th/t-9th	11,46,14,3p,22	Dubnyk	18,437
57	2/17	@ CGY	5-3	W			25-22-10	60	6th/9th	56,16s,9p,29,3	Dubnyk	*19,289
58	2/18	@ EDM	5-2	W			26-22-10	62	6th/9th	29p,24p,26,64,3	Kuemper	*16,839
59	2/21	CHI	6-1	W			27-22-10	64	6th/9th	24,26p,22,29,18,56	Dubnyk	*50,426
60	2/23	NYI	1-4	L			27-23-10	64	6th/9th	7	Dubnyk	*19,085
61	2/25	@ PHI	2-3	L			27-24-10	64	6th/9th	26p,64	Dubnyk	18,631
62	2/26	@ WSH	2-3	L			27-25-10	64	6th/9th	9p,22	Kuemper	*18,605
63	2/28	FLA	3-1	W			28-25-10	66	6th/9th	3,56,29p	Dubnyk	*19,093
64	3/1	COL	6-3	W			29-25-10	68	t-5th/t-8th	22,29,56,3,3,22	Dubnyk	*19,107
65	3/3	@ TOR	2-1	W			30-25-10	70	t-5th/t-8th	9p,64p	Dubnyk	*18,915
66	3/5	@ BUF	3-2	W	SO		31-25-10	72	5th/8th	12,9p	Dubnyk	*19,070
67	3/6	STL	4-2	L			31-26-10	72	5th/8th	20,24	DUBNYK/Kuemper	*19,040
68	3/10	EDM	1-2	L			31-27-10	72	6th/9th	11	Kuemper	*19,058
69	3/12	@ MTL	4-1	W			32-27-10	74	t-5th/t-8th	22,64,64,56	Dubnyk	*21,288
70	3/15	@ OTT	2-3	L	OT		32-27-11	75	5th/8th	22,18	Dubnyk	*18,966
71	3/17	@ NJ	4-7	L			32-28-11	75	6th/9th	22p,46p,14,9	Dubnyk	15,114
72	3/19	CAR	3-2	W	SO		33-28-11	77	6th/9th	12,16	Dubnyk	*19,044
73	3/20	@ CHI	3-2	W	SO		34-28-11	79	6th/9th	56,22	Dubnyk	*22,059
74	3/22	LA	2-1	W			35-28-11	81	5th/8th	56,9p	Dubnyk	*19,018
75	3/24	CGY	6-2	W			36-28-11	83	5			



# 2014-15 MINNESOTA WILD

# 2014-15 GAME-BY-GAME



#	POS	PLAYER	GP	TOI/G	G	A	PTS	+/-	PIM	PP	SH	GW	SOG	SH%
11	LW	ZACH PARISE	74	19:11	33	29	62	21	41	11	0	3	259	12.7
29	RW	JASON POMINVILLE	82	18:17	18	36	54	9	8	3	0	4	252	7.1
26	LW	THOMAS VANEK	80	16:13	21	31	52	-6	37	5	0	2	171	12.2
9	C	MIKKO KOIVU	80	19:16	14	34	48	2	38	4	0	4	179	7.8
64	C	MIKAEL GRANLUND	68	17:54	8	31	39	17	20	0	0	2	99	8.1
20	D	RYAN SUTER	77	29:04	2	36	38	7	48	1	0	1	150	1.3
22	RW	NINO NIEDERREITER	80	14:33	24	13	37	2	28	6	1	5	149	16.1
3	C	CHARLIE COYLE	82	14:33	11	24	35	13	39	1	0	4	120	9.2
14	RW	JUSTIN FONTAINE	71	11:57	9	22	31	13	12	0	0	2	104	8.7
16	LW	JASON ZUCKER	51	15:04	21	5	26	-9	18	1	1	3	124	16.9
46	D	JARED SPURGEON	66	22:37	9	16	25	3	6	3	0	2	128	7.0
6	D	MARCO SCANDELLA	64	21:43	11	12	23	8	56	1	0	4	112	9.8
21	C	KYLE BRODZIAK	73	13:03	9	11	20	-6	47	0	1	0	86	10.5
25	D	JONAS BRODIN	71	24:10	3	14	17	21	8	0	0	1	95	3.2
55	D	MATT DUMBA*	58	15:01	8	8	16	13	23	2	0	2	86	9.3
56	C	ERIK HAULA	72	12:09	7	7	14	-7	32	1	0	1	92	7.6
18	C	RYAN CARTER	53	10:05	3	10	13	3	55	0	1	0	47	6.4
44	RW	CHRIS STEWART	20	15:31	3	8	11	4	25	0	0	0	39	7.7
24	LW	MATT COOKE	29	12:36	4	6	10	0	13	0	0	0	24	16.7
5	D	CHRISTIAN FOLIN*	40	15:12	2	8	10	3	13	0	0	0	39	5.1
10	C	JORDAN SCHRÖEDER	25	10:51	3	5	8	9	2	0	0	0	48	6.3
39	D	NATE PROSSER	63	12:48	2	5	7	-1	32	0	0	1	38	5.3
27	LW	BRETT SUTTER	6	9:19	0	3	3	1	4	0	0	0	6	0.0
19	LW	STEPHANE VEILLEUX	12	7:42	1	1	2	0	10	0	0	1	9	11.1
2	D	KEITH BALLARD	14	12:03	0	1	1	-3	26	0	0	0	5	0.0
23	LW	SEAN BERGENHEIM	17	10:45	1	0	1	-4	6	0	0	0	24	4.2
4	D	STU BICKEL	9	5:26	0	1	1	1	46	0	0	0	3	0.0
7	D	JONATHON BLUM	4	9:52	0	1	1	-3	2	0	0	0	3	0.0
33	D	JORDAN LEOPOLD	18	13:19	0	1	1	1	8	0	0	0	17	0.0
44	D	JUSTIN FALK	13	9:08	0	0	0	-6	7	0	0	0	10	0.0
53	C	TYLER GRAOVAC*	3	9:13	0	0	0	0	0	0	0	0	4	0.0

#	GOALTENDER	GP	W	L	OT	SA	GA	GAA	SV	SV%	SO	A	PIM	MIN
40	DEVAN DUBNYK	39	27	9	2	1064	68	1.78	996	.936	5	2	2	2,293
35	DARCY KUEMPER	31	14	12	2	718	68	2.60	650	.905	3	0	0	1,569
32	NIKLAS BACKSTROM	19	5	7	3	452	51	3.04	401	.887	0	0	2	1,005
33	JOHN CURRY	2	0	0	1	25	5	4.17	20	.800	0	0	0	72

\* Rookie

GAME	DATE	OPPONENT	RESULT	W	L	OT	RECORD	PTS	DIVISION/CONF. RANK	WILD GOALS (BY #)	WILD GOALTENDERS	ATT.
1	10/9	COL	5-0	W			1-0-0	2	t-1st/t-1st	29,46,11,22,20	Kuemper	*19,098
2	10/11	@ COL	3-0	W			2-0-0	4	t-1st/t-1st	3,16,11	Kuemper	*18,139
3	10/17	@ ANA	1-2		L		2-1-0	4	4th/9th	16	Kuemper	*17,306
4	10/19	@ LA	1-2		L		2-2-0	4	5th/10th	24	Backstrom	*18,230
5	10/23	ARI	3-2	W			3-2-0	6	4th/9th	3,29	Kuemper	*18,551
6	10/25	TB	7-2	W			4-2-0	8	4th/8th	6,9,56,11,46,16s	Kuemper	*18,884
7	10/27	@ NYR	4-5		L		4-3-0	8	4th/10th	39,24,29,16	Kuemper	*18,006
8	10/28	@ BOS	4-3	W			5-3-0	10	4th/9th	22,11,14,6	Backstrom	*17,565
9	10/30	SJ	4-3	W		SO	6-3-0	12	3rd/6th	9,21,21	Kuemper	*18,633
10	11/1	DAL	4-1	W			7-3-0	14	t-1st/4th	64,55,26p,22p	Kuemper	*19,088
11	11/4	PIT	1-4		L		7-4-0	14	5th/10th	22s	Kuemper	*18,788
12	11/6	@ OTT	0-3		L		7-5-0	14	5th/10th		Backstrom	16,867
13	11/8	@ MTL	1-4		L		7-6-0	14	5th/10th	29	Kuemper	*21,287
14	11/11	@ NJ	1-3		L		7-7-0	14	t-5th/t-10th	18s	Kuemper	14,256
15	11/13	BUF	6-3	W			8-7-0	16	t-5th/t-10th	18,22,21,22p,46p,22	Kuemper/BACKSTROM	*18,925
16	11/15	@ DAL	2-1	W			9-7-0	18	5th/10th	56,64	Kuemper	17,543
17	11/16	WPG	4-3	W		OT	10-7-0	20	5th/10th	22p,11,11,1.6	Backstrom/KUEMPER	*18,808
18	11/20	@ PHI	3-2	W			11-7-0	22	5th/10th	22p,6,16	Kuemper	*19,919
19	11/22	@ TB	1-2		L		11-8-0	22	5th/10th	11	Kuemper	*19,204
20	11/24	@ FLA	4-1	W			12-8-0	24	4th/8th	16,22,16,11	Backstrom	8,426
21	11/26	LA	0-4		L		12-9-0	24	5th/9th		KUEMPER/Backstrom	*19,038
22	11/28	@ DAL	5-4	W		OT	13-9-0	26	5th/9th	22,16,64,26,6	Kuemper	*18,532
23	11/29	STL	2-3		L	SO	13-9-1	27	5th/9th	9,11	Backstrom	*19,124
24	12/3	MTL	2-1	W			14-9-1	29	5th/9th	16,29	Kuemper	*19,034
25	12/5	ANA	4-5		L		14-10-1	29	5th/10th	9p,11p,25,14	Kuemper	*19,044
26	12/9	NYI	5-4	W			15-10-1	31	5th/10th	29p,9,56,26,22	Backstrom	*18,904
27	12/11	@ SJ	1-2		L		15-11-1	31	5th/10th	5	Kuemper	17,097
28	12/13	@ ARI	4-3	W		SO	16-11-1	33	5th/10th	22,16,11	Backstrom	13,975
29	12/16	@ CHI	3-5		L		16-12-1	33	5th/10th	26,22,6	Backstrom	*21,472
30	12/17	BOS	2-3		L	OT	16-12-2	34	5th/10th	21,29	Backstrom	*18,841
31	12/20	NSH	5-6	L		OT	16-12-3	35	5th/10th	16,11,6p,11p,26	Kuemper/BACKSTROM	*19,017
32	12/23	PHI	2-5		L		16-13-3	35	5th/10th	6,3p	Kuemper	*19,020
33	12/27	WPG	3-4		L	OT	16-13-4	36	5th/10th	64,29,26p	Curry	*19,177
34	12/29	@ WPG	3-2	W			17-13-4	38	5th/10th	18,14,6	Kuemper	*15,016
35	12/31	@ CBJ	1-3		L		17-14-4	38	6th/11th	11p	Kuemper	18,040
36	1/2	TOR	3-1	W			18-14-4	40	5th/10th	21,46,9p	Kuemper	*19,168
37	1/3	@ DAL	1-7		L		18-15-4	40	6th/11th	26p	KUEMPER/Backstrom	*18,532
38	1/6	SJ	3-4		L	OT	18-15-5	41	6th/11th	16,46,16	Kuemper	*19,043
39	1/8	CHI	2-4		L		18-16-5	41	7th/12th	16,29p	Backstrom	*19,060
40	1/10	NSH	1-3		L		18-17-5	41	7th/12th	9	Backstrom	*19,052
41	1/11	@ CHI	1-4		L		18-18-5	41	7th/12th	24	Backstrom	*21,809
42	1/13	@ PIT	2-7		L		18-19-5	41	7th/12th	25,14	BACKSTROM/Curry	*18,642
43	1/15	@ BUF	7-0	W			19-19-5	43	7th/12th	11,26p,21s,55,46,24,56p	Dubnyk	18,963
44	1/17	ARI	3-1	W			20-19-5	45	7th/12th	3,16,11	Dubnyk	*19,111
45	1/19	CBJ	1-3		L		20-20-5	45	7th/12th	11p	Dubnyk	*18,064
46	1/20	@ DET	4-5		L	SO	20-20-6	46	7th/12th	9p,11p,26,11	Dubnyk/KUEMPER	*20,027
47	1/27	@ EDM	2-1	W			21-20-6	48	7th/12th	22,3	Dubnyk	*16,839
48	1/29	@ CGY	1-0	W			22-20-6	50	7th/12th	11	Dubnyk	*19,289
49	2/1	@ VAN	4-2	W			23-20-6	52	7th/12th	11,46p,26,16	Dubnyk	18,438
50	2/3	CHI	3-0	W			24-20-6	54	6th/10th	9,16,64	Dubnyk	*19,104
51	2/7	COL	1-0	W			25-20-6	56	5th/9th	3	Dubnyk	*19,244
52	2/9	VAN	5-3	W			26-20-6	58	5th/9th	10,29p,22,20p,21	Dubnyk	*18,804
53	2/10	@ WPG	1-2		L	OT	26-20-7	59	5th/9th	29	Dubnyk	*15,016
54	2/12	FLA	2-1	W			27-20-7	61	5th/9th	29,11p	Dubnyk	*19,055
55	2/14	CAR	6-3	W			28-20-7	63	5th/9th	26,26,10,39,56,11	Dubnyk	*19,220
56	2/16	@ VAN	2-3		L		28-21-7	63	5th/10th	22,22	Dubnyk	18,465
57	2/18	@ CGY	3-2	W		OT	29-21-7	65	5th/10th	14,55,9	Dubnyk	19,277
58	2/20	@ EDM	4-0	W			30-21-7	67	5th/9th	14,22,10,14		



# 2013-14 MINNESOTA WILD

# 2013-14 GAME-BY-GAME



#	POS	PLAYER	GP	TOI/G	G	A	PTS	+/-	PIM	PP	SH	GW	SOG	SH%
29	RW	JASON POMINVILLE	82	18:35	30	30	60	3	16	7	0	5	226	13.3
11	LW	ZACH PARISE	67	20:26	29	27	56	10	30	14	1	5	245	11.8
9	C	MIKKO KOIVU	65	20:56	11	43	54	0	24	2	0	4	147	7.5
20	D	RYAN SUTER	82	29:25	8	35	43	15	34	3	0	0	150	5.3
64	C	MIKAEL GRANLUND	63	17:19	8	33	41	-3	22	2	0	2	104	7.7
22	RW	NINO NIEDERREITER	81	14:06	14	22	36	12	44	2	0	1	143	9.8
3	C	CHARLIE COYLE	70	17:05	12	18	30	-7	33	2	0	2	135	8.9
24	LW	MATT COOKE	82	15:24	10	18	28	8	54	0	1	3	104	9.6
15	RW	DANY HEATLEY	76	14:49	12	16	28	-18	18	4	0	2	110	10.9
46	D	JARED SPURGEON	67	22:38	5	21	26	15	16	2	0	1	91	5.5
21	C	KYLE BRODZIAK	81	16:13	8	16	24	0	61	0	1	1	115	7.0
14	RW	JUSTIN FONTAINE*	66	12:15	13	8	21	6	26	1	0	1	79	16.5
25	D	JONAS BRODIN	79	23:54	8	11	19	0	22	3	0	0	74	10.8
6	D	MARCO SCANDELLA	76	18:49	3	14	17	10	20	0	0	1	80	3.8
56	LW	ERIK HAULA*	46	10:09	6	9	15	14	29	0	1	1	56	10.7
26	LW	MATT MOULSON	20	17:58	6	7	13	7	8	1	0	3	43	14.0
2	D	KEITH BALLARD	45	13:37	2	7	9	-7	37	0	0	0	29	7.0
17	RW	TORREY MITCHELL	58	10:08	1	8	9	-3	21	0	0	0	47	2.1
39	D	NATE PROSSER	53	14:32	2	6	8	2	58	0	0	2	30	6.7
4	D	CLAYTON STONER	63	13:20	1	4	5	-6	84	0	0	0	48	2.1
16	LW	JASON ZUCKER	21	12:59	4	1	5	2	2	1	0	1	40	10.0
19	LW	STEPHANE VEILLEUX	34	8:26	3	0	3	-2	21	0	0	0	26	11.5
55	D	MATT DUMBA*	13	12:27	1	1	2	-5	2	1	0	0	12	8.3
28	C	ZENON KONOPKA	36	7:17	1	1	2	-5	55	0	0	0	15	6.7
8	C	CODY MCCORMICK	14	9:47	1	1	2	2	7	0	0	0	6	16.7
7	D	JONATHAN BLUM	15	11:40	0	1	1	-1	0	0	0	0	11	0.0
5	D	CHRISTIAN FOLIN*	1	19:26	0	1	1	3	0	0	0	0	0	-
27	C	MIKE RUPP	13	6:13	0	1	1	1	23	0	0	0	6	0.0
54	RW	BRETT BULMER*	5	10:41	0	0	0	-2	2	0	0	0	7	0.0
18	C	JAKE DOWELL	1	7:09	0	0	0	-1	0	0	0	0	1	0.0
45	C	CARSON MCMILLAN*	1	8:06	0	0	0	0	0	0	0	0	0	-

#	GOALTENDER	GP	W	L	OT	SA	GA	GAA	SV	SV%	SO	A	PIM	MIN
37	JOSH HARDING	29	18	7	3	690	46	1.65	644	0.933	3	0	0	1,668
30	ILYA BRYZGALOV	12	7	1	3	269	24	2.12	245	0.911	3	0	0	679
35	DARCY KUEMPER*	26	12	8	4	702	60	2.43	642	0.915	2	0	0	1,480
33	JOHN CURRY	2	1	0	0	57	4	3.00	53	0.930	0	0	0	80
32	NIKLAS BACKSTROM	21	5	11	2	546	55	3.02	491	0.899	0	0	0	1,094

\* Rookie

GAME	DATE	OPPONENT	RESULT	W	L	OT	RECORD	PTS	DIVISION/CONF. RANK	WILD GOALS (BY #)	WILD GOALTENDERS	ATT.
1	10/3	LA	2-3	L	SO	0-0-1	1	t-5th/t-8th	24,25p	Backstrom	*18,511	
2	10/5	ANA	3-4	L	OT	0-0-2	2	t-5th/t-7th	11p,29p,11	Backstrom	*18,213	
3	10/8	@ NSH	2-3	L	0-1-2	2	t-5th/t-9th	11p,46p	Backstrom/HARDING	*17,196		
4	10/10	WPG	2-1	W	1-1-2	4	t-3rd/t-7th	25,24	Harding	17,366		
5	10/12	DAL	5-1	W	2-1-2	6	4th/t-6th	14,24,55p,22,11p	Harding	*18,278		
6	10/14	@ BUF	2-1	W	3-1-2	8	t-2nd/t-3rd	21,29p	Harding	18,111		
7	10/15	@ TOR	1-4	L	3-2-2	8	t-3rd/t-5th	29p	KUEMPER/Harding	*19,283		
8	10/17	@ TB	1-3	L	3-3-2	8	4th/t-9th	9	Harding	16,454		
9	10/19	@ FLA	1-2	L	SO	3-3-3	9	t-4th/t-9th	25p	Harding	13,081	
10	10/22	NSH	2-0	W	4-3-3	11	t-3rd/t-8th	14,29	Harding	17,651		
11	10/24	CAR	3-1	W	5-3-3	13	t-3rd/t-8th	22p,11,15p	HARDING/Backstrom	17,668		
12	10/26	@ CHI	5-3	W	6-3-3	15	t-2nd/t-6th	11p,21,29,29,14	Backstrom	*21,521		
13	10/28	CHI	1-5	L	6-4-3	15	3rd/t-8th	29	Backstrom	*18,685		
14	11/1	MTL	4-3	W	7-4-3	17	4th/9th	14,29,22,29	Harding	*18,207		
15	11/3	NY	4-0	W	8-4-3	19	3rd/t-7th	64,17,15p,29	Harding	17,571		
16	11/5	CGY	5-1	W	9-4-3	21	3rd/t-7th	9,11p,14,28,11	Harding	17,708		
17	11/7	@ WSH	2-3	L	SO	9-4-4	22	t-3rd/t-7th	3p,64	Harding	*18,506	
18	11/9	@ CAR	3-2	W	SO	10-4-4	24	t-3rd/t-5th	29,14	Harding	14,704	
19	11/13	TOR	2-1	W	SO	11-4-4	26	3rd/t-6th	11	Backstrom/HARDING	17,897	
20	11/15	FLA	3-2	W	12-4-0	28	t-2nd/t-5th	11p,29,3	Harding	*18,102		
21	11/17	WPG	2-1	W	13-4-0	30	2nd/5th	9,9	Harding	*18,283		
22	11/19	@ MTL	2-6	L	13-5-4	30	t-3rd/t-7th	22,15p	HARDING/Kuemper	*21,273		
23	11/20	@ OTT	4-3	W	14-5-4	32	t-1st/t-2nd	29p,25,15,9	Harding	16,642		
24	11/23	@ WPG	3-2	W	SO	15-5-4	34	t-3rd/t-5th	22,11s	Backstrom	*15,004	
25	11/25	@ STL	0-3	L	15-6-4	34	t-3rd/t-6th		Backstrom	15,832		
26	11/27	ARI	1-3	L	15-7-4	34	t-3rd/t-6th	15	Backstrom	*18,265		
27	11/29	COL	1-3	L	15-8-4	34	4th/t-7th	15	Harding	*19,081		
28	11/30	@ COL	2-3	L	SO	15-8-5	35	4th/t-7th	24,9	Harding	17,857	
29	12/2	PHI	2-0	W	16-8-5	37	4th/t-7th	29,3	Harding	17,676		
30	12/5	CHI	4-3	W	17-8-5	39	3rd/t-6th	24,11p,25p,6	Harding	*18,852		
31	12/6	@ CBJ	0-4	L	17-9-5	39	4th/t-7th		Backstrom	11,319		
32	12/8	SJ	3-1	W	18-9-5	41	t-2nd/t-5th	11,9,11	Harding	*18,411		
33	12/11	@ ANA	1-2	L	18-10-5	41	3rd/t-6th	29p	Harding	15,252		
34	12/12	@ SJ	1-3	L	18-11-5	41	4th/t-7th	25	Backstrom	*17,562		
35	12/14	@ COL	2-1	W	SO	19-11-5	43	t-3rd/t-7th	22	Harding	16,188	
36	12/17	VAN	3-2	W	SO	20-11-5	45	t-3rd/t-7th	11p,3	Harding	*18,531	
37	12/19	@ PIT	2-5	L	20-12-5	45	4th/8th	29,15	Backstrom	*18,623		
38	12/22	@ NYR	1-4	L	20-13-5	45	4th/8th	29	Backstrom	*18,006		
39	12/23	@ PHI	1-4	L	20-14-5	45	4th/t-8th	64p	Backstrom	*19,872		
40	12/27	@ WPG	4-6	L	20-15-5	45	4th/9th	15,14,19,9p	Backstrom	*15,004		
41	12/29	NYI	4-5	L	20-16-5	45	t-4th/t-9th	20,25,22,14	Harding	*18,851		
42	12/31	STL	1-2	L	20-17-5	45	5th/10th	22	Harding	*19,918		
43	1/2	BUF	4-1	W	21-17-5	47	t-4th/t-9th	6,29,16,21	Backstrom	*18,229		
44	1/4	WSH	5-3	W	22-17-5	49	4th/t-8th	22,20p,20p,16p,20	Backstrom	*19,022		
45	1/7	@ LA	2-1	W	SO	23-17-5	51	4th/t-8th	22	Kuemper	*18,118	
46	1/9	@ ARI	4-1	W	24-17-5	53	4th/8th	14,21,14p,14	Backstrom	10,075		
47	1/11	COL	2-4	L	24-18-5	53	4th/8th	3,3	Backstrom	*19,117		
48	1/12	@ NSH	4-0	W	25-18-5	55	4th/8th	15,16,24,6	Kuemper	16,221		
49	1/14	OTT	0-3	L	25-19-5	55	4th/8th		Kuemper	*18,117		
50	1/16	EDM	4-1	W	26-19-5	57	4th/t-7th	29,39,14,16	Kuemper	*18,037		
51	1/18	DAL	3-2	W	OT	27-19-5	59	4th/t-7th	56,20,39	Kuemper	*19,192	
52	1/21	@ DAL	0-4	L	27-20-5	59	4th/8th		Kuemper	11,191		
53	1/23	CHI	2-1	W	28-20-5	61	4th/t-7th	29,24	Kuemper	*19,226		
54	1/25	@ SJ	2-3	L	OT	28-20-6	62	4th/t-7th	24,2	Kuemper	*17,562	
55	1/28	@ ANA	4-2	W	29-20-6	64	4th/t-7th	29,64p,11,56	Kuemper	15,020		
56	1/30	@ COL	4-5	L	29-21-6	64	4th/t-7th	11p,11,64,29	Kuemper/BACKSTROM	14,697		
57	2/1	@ CGY	3-4	L	OT	29-21-7	65	4th/t-7th	24s,15p,2	Kuemper	*19,289	
58	2/4	TB	2-1	W	30-21-7	67	4th/t-6th	22p,15	Kuemper	*18,454		
59	2/6	NSH	3-2	W	OT	31-21-7	69	4th/t-6th	25,11p,22	Kuemper	*18,766	
60	2/27	@ EDM	3-0	W	32-21-7	71	4th/t-7th	64,19,15	Kuemper	*18,839		
61	2/28	@ VAN	2-1	W	SO	33-21-7	73	4th/t-6th	11p	Kuemper	*18,910	
62	3/3	CGY	3-2	W	34-21-7	75	4th/t-7th	12,46p,11	Kuemper	*18,543		
63	3/8	@ DAL	3-4	L	34-22-7	75	4th/t-7th	56s,3p,21	Kuemper	*19,109		
64	3/9	STL	2-3	L	SO	34-22-8	76	4th/t-7th	29,26	Bryzgalov	*18,909	
65	3/11	EDM	3-4	L	SO	34-22-9	77	4th/t-7th	11p,46,29	Kuemper	*18,650	
66	3/13	NYR	2-1	W	35-22-9	79	4th/t-7th	22,11	Kuemper	*18,885		
67	3/15	CBJ	1-2	L	SO	35-22-10	80	4th/t-7th	29	Kuemper	*19,042	
68	3/17	@ BOS	1-4	L	35-23-10	80	4th/t-7th	29	Kuemper	*17,565		
69	3/18	@ NYI	6-0	W	36-23-10	82	4th/t-6th	26,46,64,4,14,26p	Bryzgalov	*14,888		
70	3/20	@ NY	3-4	L	OT	36-23-11	83	4th/t-7th	20p,64,24	Bryzgalov	14,772	
71	3/22	DET	2-3	L	36-24-11	83	4th/t-7th	9p,3	Kuemper	*19,176		
72	3/23	@ DET	4-3	W	OT	37-24-11	85	4th/t-7th	29p,3,11,26	Kuemper	*20,066	
73	3/26	VAN	2-5	L	37-25-11	85	4th/t-7th	3,22	Kuemper	*19,014		
74	3/27	@ STL	1-5	L	37-26-11	85	4th/t-7th	11	Kuemper	*19,646		
75	3/29	@ ARI	3-1	W	38-26-11	87	4th/t-7th	11,46,11	Bryzgalov	16,691		
76	3/31	@ LA	3-2	W	3							



# 2012-13 MINNESOTA WILD

# 2012-13 GAME-BY-GAME



#	POS	PLAYER	GP	TOI/G	G	A	PTS	+/-	PIM	PP	SH	GW	SOG	SH%
11	L	ZACH PARISE	48	20:40	18	20	38	2	16	7	4	3	182	9.9
9	C	MIKKO KOIVU	48	21:05	11	26	37	2	26	0	3	3	127	8.7
20	D	RYAN SUTER	48	27:16	4	28	32	2	24	3	1	0	91	4.4
7	C	MATT CULLEN	42	15:53	7	20	27	9	10	0	0	3	79	8.9
10	R	DEVIN SETOGUCHI	48	14:26	13	14	27	5	20	5	3	0	97	13.4
15	R	DANY HEATLEY	36	18:32	11	10	21	-12	8	3	1	0	83	13.3
96	L	PIERRE-MARC BOUCHARD	43	13:56	8	12	20	3	8	0	2	0	71	11.3
46	D	JARED SPURGEON	39	21:32	5	10	15	1	4	4	2	0	67	7.5
63	R	CHARLIE COYLE*	37	15:03	8	6	14	3	28	1	2	0	50	16.0
77	D	TOM GILBERT	43	19:19	3	10	13	-11	18	1	0	0	36	8.3
21	C	KYLE BRODZIAK	48	17:21	8	4	12	-18	20	1	1	0	88	9.1
25	D	JONAS BRODIN*	45	23:12	2	9	11	3	10	1	0	0	51	3.9
22	R	CAL CLUTTERBUCK	42	13:44	4	6	10	-5	27	0	1	0	87	4.6
4	D	CLAYTON STONER	48	18:12	0	10	10	0	42	0	0	0	40	0.0
29	R	JASON POMINVILLE	10	20:10	4	5	9	0	0	1	1	0	24	16.7
64	C	MIKAEL GRANLUND*	27	13:10	2	6	8	-4	6	0	0	0	36	5.6
17	L	TORREY MITCHELL	45	10:26	4	4	8	-8	21	0	1	0	39	10.3
16	L	JASON ZUCKER*	20	11:15	4	1	5	4	8	0	0	0	34	11.8
27	L	MIKE RUPP	32	8:21	1	3	4	1	67	0	0	0	27	3.7
44	D	JUSTIN FALK	36	13:12	0	3	3	-9	40	0	0	0	27	0.0
5	D	BRETT CLARK	8	14:04	0	1	1	-9	0	0	0	0	6	0.0
6	D	MARCO SCANDELLA	6	14:25	1	0	1	-1	4	0	0	0	7	14.3
18	C	JAKE DOWELL	2	8:32	0	0	0	0	0	0	0	0	3	0.0
28	C	ZENON KONOPKA	37	8:26	0	0	0	-4	117	0	0	0	18	0.0
47	L	JOHAN LARSSON*	1	14:02	0	0	0	0	0	0	0	0	2	0.0
14	C	DARROLL POWE	8		0	0	0	1	9	0	0	0	5	0.0
39	D	NATE PROSSER	17	11:15	0	0	0	4	4	0	0	0	5	0.0

#	GOALTENDER	GP	W	L	OT	SA	GA	GAA	SV	SV%	SO	A	PIM	MIN
32	NIKLAS BACKSTROM	42	24	15	3	1072	98	2.48	974	0.909	2	2	2	2,368
35	DARCY KUEMPER*	6	1	2	0	119	10	2.08	109	0.916	0	0	0	288
37	JOSH HARDING	5	1	1	0	73	10	3.24	63	0.863	1	0	0	185
31	MATT HACKETT*	1	0	1	0	33	5	5.08	28	0.848	0	0	0	59

\* Rookie

GAME	DATE	OPPONENT	RESULT	W	L	OT	RECORD	PTS	DIVISION/CONF. RANK	WILD GOALS (BY #)	WILD GOALTENDERS	ATT.
1	1/19	COL	4-2	W			1-0-0	2	1st/t-1st	15p,64,15p,96	Backstrom	*19,298
2	1/20	DAL	1-0	W			2-0-0	4	1st/t-1st	11	Harding	*18,296
3	1/22	NSH	1-3	L			2-1-0	4	1st/t-2nd	15	Backstrom	17,540
4	1/25	@DET	3-5	L			2-2-0	4	t-3rd/t-6th	11p,77,11	Harding	*20,066
5	1/27	@STL	4-5	L	OT		2-2-1	5	t-1st/t-3rd	11p,11p,9,15	Backstrom	18,265
6	1/29	CBJ	3-2	W			3-2-1	7	1st/3rd	9,77,96	Backstrom	17,584
7	1/30	CHI	3-2	W	SO		4-2-1	9	1st/3rd	7,22	Harding/BACKSTROM	*18,550
8	2/1	@ANA	1-3	L			4-3-1	9	t-2nd/t-5th	6	Backstrom	13,007
9	2/4	@ARI	1-2	L			4-4-1	9	t-3rd/t-8th	11	Backstrom	9,508
10	2/7	VAN	1-4	L			4-5-1	9	3rd/11th	77p	BACKSTROM/Harding	*18,352
11	2/9	NSH	2-1	W	OT		5-5-1	11	t-2nd/t-10th	22,10p	Backstrom	*18,806
12	2/11	@CGY	2-1	W	SO		6-5-1	13	t-2nd/t-8th	21	Backstrom	*19,289
13	2/12	@VAN	1-2	L			6-6-1	13	t-2nd/t-9th	10p	Kuemper	*18,910
14	2/14	COL	3-4	L	SO		6-6-2	14	2nd/t-9th	11,27,9	Backstrom	*18,822
15	2/17	DET	3-2	W			7-6-2	16	2nd/8th	15,16,17	Kuemper	*19,117
16	2/21	@EDM	3-1	W			8-6-2	18	2nd/7th	7,10,7	Backstrom	*16,839
17	2/23	@CGY	1-3	L			8-7-2	18	2nd/t-10th	63	Backstrom	*19,289
18	2/26	CGY	2-1	W	OT		9-7-2	20	2nd/t-10th	16,11p	Backstrom	*18,703
19	2/28	@ARI	4-3	W			10-7-2	22	2nd/t-6th	16,15,15,46p	Backstrom	11,547
20	3/1	@ANA	2-3	L			10-8-2	22	2nd/t-7th	21,10	Kuemper	15,264
21	3/3	EDM	4-2	W			11-8-2	24	2nd/t-4th	46,9,63,15p	Backstrom	*18,675
22	3/5	@CHI	3-5	L			11-9-2	24	2nd/t-8th	10,20p,21	BACKSTROM/Kuemper	*21,836
23	3/9	@NSH	2-1	W	SO		12-9-2	26	2nd/t-9th	11p	Backstrom	*17,113
24	3/10	VAN	4-2	W			13-9-2	28	t-1st/t-3rd	11,16,46p,11	Backstrom	*18,846
25	3/12	ANA	1-2	L			13-10-2	28	3rd/t-8th	10p	Backstrom	*18,808
26	3/14	COL	5-3	W			14-10-2	30	2nd/5th	17,10,25,9,9	Backstrom	*18,989
27	3/16	@COL	6-4	W			15-10-2	32	t-1st/t-3rd	20p,10,22,21,96,10	Backstrom	17,708
28	3/18	@VAN	3-1	W			16-10-2	34	1st/3rd	25p,63,7	Backstrom	*18,910
29	3/20	@DET	4-2	W			17-10-2	36	1st/3rd	10,21p,9,10p	Backstrom	*20,066
30	3/23	SJS	2-0	W			18-10-2	38	t-1st/t-3rd	11,46p	Backstrom	*19,358
31	3/25	@DAL	7-4	W			19-10-2	40	t-1st/t-3rd	11,9,11,7,21s,15,96	Backstrom	16,167
32	3/27	ARI	4-3	W	OT		20-10-2	42	t-1st/t-3rd	17,7,20,9	Backstrom	*19,076
33	3/29	@DAL	3-5	L			20-11-2	42	2nd/4th	10,46p,17	Hackett	17,376
34	3/30	LA	4-3	W	SO		21-11-2	44	t-1st/t-3rd	7,63,11p	Backstrom	*19,223
35	4/1	STL	1-4	L			21-12-2	44	t-1st/t-3rd	15	Backstrom	*18,786
36	4/3	@SJS	2-4	L			21-13-2	44	t-1st/t-3rd	63,15	Backstrom	*17,562
37	4/4	@LA	0-3	L			21-14-2	44	2nd/t-5th		BACKSTROM/Kuemper	*18,118
38	4/7	@CBJ	3-0	W			22-14-2	46	2nd/6th	20p,63p,29	Backstrom	15,909
39	4/9	CHI	0-1	L			22-15-2	46	2nd/t-6th		Backstrom	*19,158
40	4/11	STL	0-2	L			22-16-2	46	2nd/7th		Backstrom	*18,947
41	4/13	CBJ	2-3		SO		22-16-3	47	2nd/7th	96,29p	Backstrom	*19,187
42	4/15	@CGY	4-3	W			23-16-3	49	2nd/6th	9,29,96,29	Backstrom	*19,289
43	4/16	@EDM	5-3	W			24-16-3	51	2nd/6th	21,63,64,11p,21	Backstrom	*16,839
44	4/18	@SJS	1-6	L			24-17-3	51	2nd/7th	96	BACKSTROM/Kuemper	*17,562
45	4/21	CGY	1-4	L			24-18-3	51	2nd/t-7th	11	Backstrom	*19,039
46	4/23	LA	2-1	W			25-18-3	53	2nd/7th	63, 22	Backstrom	*18,825
47	4/26	EDM	1-6	L			25-19-3	53	2nd/t-8th	9	BACKSTROM/Harding	*18,575
48	4/27	@COL	3-1	W			26-19-3	55	2nd/8th	11, 10p, 96	Backstrom	*17,731

ALL CAPS indicates decision, \* indicates sell out, p-power-play goal, s-short-handed goal, ps-penalty shot



# 2011-12 MINNESOTA WILD

# 2011-12 GAME-BY-GAME



#	POS	PLAYER	GP	TOI/G	G	A	PTS	+-	PIM	PP	SH	GW	SOG	SH%
15	L	DANY HEATLEY	82	20:56	24	29	53	2	28	8	0	3	238	10.1
9	C	MIKKO KOIVU	55	21:21	12	32	44	10	28	2	1	2	129	9.3
21	C	KYLE BRODZIAK	82	19:03	22	22	44	-15	66	5	0	0	160	13.8
10	R	DEVIN SETOGUCHI	69	17:35	19	17	36	-17	28	7	0	2	174	10.9
7	C	MATT CULLEN	73	18:56	14	21	35	-10	24	4	0	0	164	8.5
22	R	CAL CLUTTERBUCK	74	16:21	15	12	27	-4	103	3	4	2	161	9.3
25	R	NICK JOHNSON*	77	14:26	8	18	26	-6	45	0	0	1	146	5.5
46	D	JARED SPURGEON	70	21:35	3	20	23	-4	6	2	0	1	92	3.3
96	C	PIERRE-MARC BOUCHARD	37	16:19	9	13	22	-1	18	2	0	3	84	10.7
14	C	DARROLL POWE	82	13:59	6	7	13	-20	57	0	0	1	109	5.5
6	D	MARCO SCANDELLA*	63	21:46	3	9	12	-22	19	1	0	1	77	3.9
39	D	NATE PROSSER	51	19:14	1	11	12	-17	57	0	0	0	32	3.1
48	L	GUILAUME LATENDRESSE	16	15:11	5	4	9	6	20	1	0	1	36	13.9
44	D	JUSTIN FALK	47	19:26	1	8	9	-13	54	1	0	0	46	2.2
26	C	ERIK CHRISTENSEN	29	10:24	6	1	7	-13	6	2	0	1	34	17.6
43	C	WARREN PETERS	58	10:35	1	4	5	-15	54	0	0	0	54	1.9
77	D	TOM GILBERT	20	24:03	0	5	5	-5	8	0	0	0	22	0.0
4	D	CLAYTON STONER	51	17:35	1	4	5	3	62	0	0	0	47	2.1
48	D	STEVEN KAMPPER	13	14:56	2	1	3	-7	2	0	0	0	12	16.7
35	R	CARSON MCMILLAN*	11	11:03	1	2	3	1	11	0	0	1	8	12.5
19	R	BRETT BULMER*	9	11:01	0	3	3	1	6	0	0	0	7	0.0
2	D	MIKE LUNDIN	17	20:12	0	2	2	-1	4	0	0	0	9	0.0
23	L	JEFF TAFFE	5	12:54	0	2	2	0	0	0	0	0	7	0.0
36	C	CHAD RAU*	9	10:53	2	0	2	-1	0	0	0	2	7	28.6
34	C	DAVID MCINTYRE*	7	10:54	1	1	2	-1	2	0	0	0	6	16.7
19	L	STEPHANE VEILLEUX	21	9:48	0	2	2	-2	15	0	0	0	16	0.0
41	R	JED ORTMEYER	35	9:43	1	1	2	-8	14	0	0	1	41	2.4
28	L	MATT KASSIAN*	24	5:32	2	0	2	-2	55	0	0	0	13	15.4
16	L	JASON ZUCKER*	6	11:01	0	2	2	-2	2	0	0	0	10	0.0
27	C	CODY ALMOND	10	10:12	1	0	1	-5	15	0	0	0	7	14.3
79	C	JAROD PALMER*	6	13:20	1	0	1	-2	4	0	0	0	14	7.1
47	D	CHAY GENOWAY*	1	18:16	0	1	1	0	0	0	0	0	1	0.0
29	R	JON DISALVATORE	1	14:27	0	0	0	0	2	0	0	0	2	0.0
59	D	KRIS FREDHEIM*	3	11:58	0	0	0	-2	2	0	0	0	0	0.0
17	R	NICK PALMIERI	9	10:35	0	0	0	-3	2	0	0	0	13	0.0
65	D	TYLER CUMA*	1	11:09	0	0	0	0	2	0	0	0	0	0.0
72	L	KRISTOPHER FOUCAULT*	1	8:50	0	0	0	0	0	0	0	0	0	0.0
20	D	KURTIS FOSTER	14	15:53	0	0	0	1	4	0	0	0	15	0.0
16	RW	BRAD STAUBITZ	43	6:30	0	0	0	-7	73	0	0	0	17	0.0

#	GOALTENDER	GP	W	L	OT	SA	GA	GAA	SV	SV%	SO	A	PIM	MIN
32	NIKLAS BACKSTROM	46	19	18	7	1299	105	2.43	1194	.919	4	2	2	2,589
37	JOSH HARDING	34	13	12	4	981	81	2.62	900	.917	2	0	0	1,854
31	MATT HACKETT*	12	3	6	0	282	22	2.37	260	.922	0	0	0	555

\* Rookie

GAME	DATE	OPPONENT	RESULT	W	L	OT	RECORD	PTS	DIVISION/CONF. RANK	WILD GOALS (BY #)	WILD GOALTENDERS	ATT.
1	10/08	CBJ	4-2	W			1-0-0	2	3rd/12th	7gp,15p,10	Backstrom	*19,040
2	10/10	@ NYI	1-2	L			1-1-0	2	2-2nd/4-5th	7	Backstrom	11,278
3	10/11	@ OTT	3-4	L	SO		1-1-1	3	t-1st/5th	21,10p,25	Backstrom	*19,455
4	10/13	EDM	2-1	W	SO		2-1-1	5	2nd/4th	7	Backstrom	15,878
5	10/15	DET	2-3	L	OT		2-1-2	6	2nd/4th	5,22	Harding	17,104
6	10/18	PIT	2-4	L			2-2-2	6	2nd/7th	22s,48	Backstrom	17,297
7	10/20	@ EDM	2-1	W	SO		3-2-2	8	2nd/4-5th	15	Backstrom	*16,839
8	10/22	@ VAN	2-3	L	OT		3-2-3	9	t-2nd/4-6th	10,21	Backstrom	*18,860
9	10/27	ANA	2-3	L			3-3-3	9	t-3rd/4-10th	46p,7p	Backstrom	15,723
10	10/29	DET	1-0	W			4-3-3	11	t-3rd/4-8th	15	Harding	17,233
11	11/01	@ DET	2-1	W	OT		5-3-3	13	t-3rd/6th	9,10p	Harding	*20,066
12	11/03	VAN	5-1	W			6-3-3	15	2nd/4th	48,96,6,7,7	Harding	16,534
13	11/05	STL	2-1	W			7-3-3	17	2nd/4th	15,48	Harding	16,917
14	11/08	@ CGY	3-0	W			8-3-3	19	2nd/3rd	14,15p,48	Backstrom	*19,289
15	11/10	@ SIS	1-3	L			8-4-3	19	2nd/4th	21	Backstrom	*17,562
16	11/12	@ LAK	2-5	L			8-5-3	19	2nd/4th	22p,14	HARDING/Backstrom	*18,118
17	11/13	@ ANA	3-2	W			9-5-3	21	1st/3rd	21,7,46	Backstrom	13,803
18	11/15	@ CBJ	4-2	W			10-5-3	23	1st/2nd	7p,25,22,10	Backstrom	10,833
19	11/17	COL	1-0	W			11-5-3	25	1st/2nd	10	Backstrom	16,779
20	11/19	STL	3-2	W	SO		12-5-3	27	1st/1st	9s,9p	Harding	17,259
21	11/23	NSH	3-2	W			13-5-3	29	1st/1st	15,21p,22s	Harding	16,981
22	11/25	EDM	2-5	L			13-6-3	29	1st/1st	10p,96	Harding	*18,092
23	11/27	CGY	2-5	L			13-7-3	29	1st/2nd	22p,25	BACKSTROM/HARDING	16,864
24	11/28	TBL	3-1	W			14-7-3	31	1st/1st	22s,96,9	Backstrom	16,628
25	11/30	@ EDM	3-2	W	SO		15-7-3	33	1st/1st	10,21p	Backstrom	*16,839
26	12/02	NJD	4-2	W			16-7-3	35	1st/1st	15,21,17,21	BACKSTROM/HARDING	17,310
27	12/04	@ ANA	5-3	W			17-7-3	37	1st/1st	15p,17,96,25,22s	Harding	14,002
28	12/06	@ SIS	2-1	W			18-7-3	39	1st/1st	9,96p	HARDING/HACKETT	*17,562
29	12/08	@ LAK	4-2	W			19-7-3	41	1st/1st	9,14,6,27	Hackett	*18,118
30	12/10	@ ARI	4-1	W			20-7-3	43	1st/1st	21p,9,21p,15p	Backstrom	10,976
31	12/13	@ WPG	1-2	L			20-8-3	43	1st/1st	48p	Backstrom	*15,004
32	12/14	CHI	3-4	L	SO		20-8-4	44	1st/1st	21,7,9	Backstrom	*19,254
33	12/17	NYI	1-2	L	SO		20-8-5	45	1st/1st	22	Backstrom	*18,209
34	12/19	@ VAN	0-4	L			20-9-5	45	1st/2nd		Backstrom	*18,890
35	12/20	@ CGY	1-2	L			20-10-5	45	1st/2nd	96	Harding	*19,289
36	12/22	@ EDM	1-4	L			20-11-5	45	1st/2nd	15	Backstrom	*16,839
37	12/26	COL	2-4	L			20-12-5	45	2nd/5th	96p,22	Backstrom	*19,290
38	12/28	@ NSH	1-2	L	SO		20-12-6	46	2nd/5th	15	Harding	*17,113
39	12/29	EDM	4-3	W			21-12-6	48	2nd/4th	9,79,96,15	Backstrom	*19,194
40	12/31	ARI	2-4	L			21-13-6	48	2nd/5th	96,7	Backstrom	*19,297
41	1/04	@ VAN	0-3	L			21-14-6	48	2nd/6th		Harding	*18,890
42	1/07	@ CGY	1-3	L			21-15-6	48	2nd/6th	15	Backstrom	*19,289
43	1/10	SJS	5-4	W	SO		22-15-6	50	2nd/6th	22,43,25,7	Harding	*19,986
44	1/12	@ CHI	2-5	L			22-16-6	50	2nd/7th	10,21	HARDING/HACKETT	*21,490
45	1/14	@ STL	2-3	L	SO		22-16-7	51	2nd/8th	34,46p	Harding	*19,150
46	1/17	@ PHI	1-5	L			22-17-7	51	2nd/8th	14	Harding	*19,787
47	1/19	@ TOR	1-4	L			22-18-7	51	3rd/9th	25	Backstrom	*19,421
48	1/21	DAL	5-2	W			23-18-7	53	3rd/9th	10p,22,36,21,15	Harding	*19,213
49	1/24	@ COL	3-2	W			24-18-7	55	2nd/8th	44p,15,45	Backstrom	16,291
50	1/31	NSH	4-5	L			24-19-7	55	2nd/8th	15,15p,22,21	Harding	17,325
51	2/02	@ COL	1-0	W			25-19-7	57	2nd/8th	5	Backstrom	14,186
52	2/04	@ DAL	1-2	L	SO		25-19-8	58	2nd/8th	21	Backstrom	*18,532
53	2/07	@ CBJ	1-3									



# 2010-11 MINNESOTA WILD

# 2010-11 GAME-BY-GAME



#	POS	PLAYER	GP	TOI/G	G	A	PTS	+/-	PIM	PP	SH	GW	SOG	SH%
24	RW	MARTIN HAVLAT	78	18:21	22	40	62	-10	52	3	0	4	229	9.6
9	C	MIKKO KOIVU	71	19:29	17	45	62	4	50	7	1	3	191	8.9
15	LW	ANDREW BRUNETTE	82	16:47	18	28	46	-7	16	8	0	3	117	15.4
8	D	BRENT BURNS	80	25:02	17	29	46	-10	98	8	0	3	170	10.0
7	C	MATT CULLEN	78	18:01	12	27	39	-14	34	5	4	2	150	8.0
96	C	PIERRE-MARC BOUCHARD	59	15:42	12	26	38	-3	14	0	0	2	98	12.2
21	C	KYLE BRODZIAK	80	15:46	16	21	37	-4	56	2	1	1	126	12.7
20	RW	ANTTI MIETTINEN	73	17:01	16	19	35	-3	38	8	0	4	168	9.5
22	RW	CAL CLUTTERBUCK	76	15:50	19	15	34	-5	79	4	0	3	191	9.9
11	C	JOHN MADDEN	76	15:20	12	13	25	-9	10	1	1	4	107	11.2
3	D	MAREK ZIDLICKY	46	21:46	7	17	24	-6	30	3	0	0	53	13.2
55	D	NICK SCHULTZ	74	20:13	3	14	17	-4	38	0	0	0	46	6.5
12	RW	CHUCK KOBASEW	63	11:50	9	7	16	-6	19	0	0	1	74	12.2
23	LW	ERIC NYSTROM	82	13:18	4	8	12	-16	30	1	0	0	83	4.8
46	D	JARED SPURGEON*	53	15:04	4	8	12	-1	2	2	0	1	38	10.5
16	RW	BRAD STAUBITZ	71	6:30	4	5	9	-5	173	0	0	1	29	13.8
4	D	CLAYTON STONER*	57	16:51	2	7	9	5	96	0	0	1	40	5.0
19	C	PATRICK O'SULLIVAN	21	13:46	1	6	7	-1	2	0	0	0	37	2.7
5	D	GREG ZANON	82	21:32	0	7	7	-5	48	0	0	0	55	0.0
48	LW	GUILLAUME LATENDRESSE	11	12:42	3	3	6	2	8	1	0	1	18	16.7
25	D	CAM BARKER	52	16:24	1	4	5	-10	34	0	0	1	44	2.3
41	D	JUSTIN FALK*	22	14:09	0	3	3	-4	6	0	0	0	7	0.0
45	RW	CARSON MCMILLAN*	4	9:20	1	1	2	1	0	0	0	0	5	20.0
17	C	CASEY WELLMAN*	15	10:38	1	1	2	-1	4	0	0	1	20	5.0
6	D	MARCO SCANDELLA*	20	14:58	0	2	2	-9	2	0	0	0	13	0.0
18	LW	COLTON GILLIES	7	10:22	1	0	1	-2	2	0	0	0	3	33.3
43	C	WARREN PETERS	11	8:42	1	0	1	-2	4	0	0	0	11	9.1
34	D	MAXIM NOREAU*	5	14:17	0	0	0	-1	0	0	0	0	8	0.0
27	C	CODY ALMOND*	8	7:01	0	0	0	0	2	0	0	0	3	0.0
28	LW	MATT KASSIAN*	4	5:29	0	0	0	-1	12	0	0	0	1	0.0
38	LW	ROBBIE EARL	6	8:45	0	0	0	-3	0	0	0	0	6	0.0
42	D	DREW BAGNALL	2	13:00	0	0	0	-2	4	0	0	0	1	0.0
29	RW	JED ORTMEYER	4	9:23	0	0	0	-1	2	0	0	0	5	0.0
39	D	NATE PROSSER*	2	14:48	0	0	0	0	0	0	0	0	1	0.0

#	GOALTENDER	GP	W	L	OT	SA	GA	GAA	SV	SV%	SO	A	PIM	MIN
32	NIKLAS BACKSTROM	51	22	23	5	1566	132	2.66	1434	0.916	3	1	2	2,977
60	JOSE THEODORE	32	15	11	3	963	81	2.71	882	0.916	1	0	2	1,792
35	ANTON KHUODOBIN*	4	2	1	0	86	5	1.59	81	0.942	1	0	0	188

\* Rookie

GAME	DATE	OPPONENT	RESULT	W	L	OT	RECORD	PTS	DIVISION/CONF. RANK	WILD GOALS (BY #)	WILD GOALTENDERS	ATT.
1	10/7	CAR+	3-4	L			0-1-0	0	t-3rd/t-4th	47,7p,8p	Backstrom	12,355
2	10/8	@ CAR+	1-2	L		OT	0-1-1	1	3rd/t-6th	15p	Backstrom	*13,465
3	10/14	EDM	4-2	W			1-1-1	3	t-1st/t-6th	20p,9p,9p,7p	Backstrom	*18,449
4	10/16	CBJ	2-3	L			1-2-1	3	t-2nd/t-11th	8p,22	Backstrom	17,336
5	10/19	VAN	6-2	W			2-2-1	5	t-3rd/t-9th	3p,48,22p,11,15,7p	Backstrom	16,806
6	10/21	@ EDM	4-2	W			3-2-1	7	2nd/t-7th	21,21,48p,8	Backstrom	*16,839
7	10/22	@ VAN	1-5	L			3-3-1	7	4th/t-10th	20	Theodore	*18,860
8	10/25	LA	2-3	L		SO	3-3-2	8	t-2nd/t-9th	11,55	Backstrom	17,094
9	10/28	WSH	2-1	W			4-3-2	10	t-3rd/t-9th	12,9p	Backstrom	17,352
10	10/30	CHI	1-3	L			4-4-2	10	t-3rd/t-11th	3	Backstrom	*18,376
11	11/2	SJ	1-0	W			5-4-2	12	t-3rd/t-9th	15p	Backstrom	16,502
12	11/5	CGY	2-1	W			6-4-2	14	2nd/8th	22,24	Backstrom	17,124
13	11/6	@ CBJ	3-2	W			7-4-2	16	2nd/t-6th	8p,8p,22	Theodore	13,457
14	11/11	@ ATL	1-5	L			7-5-2	16	2nd/t-8th	20p	Backstrom	10,055
15	11/12	@ FLA	1-2	L			7-6-2	16	3rd/t-10th	22p	Theodore	15,043
16	11/14	@ TB	4-1	W			8-6-2	18	2nd/t-8th	22p,11,20p,23	Backstrom	14,868
17	11/17	ANA	2-1	W		OT	9-6-2	20	3rd/t-10th	24,20	Backstrom	16,890
18	11/19	@ DET	4-3	W		OT	10-6-2	22	3rd/t-8th	8,22,9,11	Theodore	*20,066
19	11/20	NYR	2-5	L			10-7-2	22	3rd/10th	7s,24	Backstrom	*18,695
20	11/24	PHI	1-6	L			10-8-2	22	3rd/t-12th	19	Theodore	16,516
21	11/26	NSH	5-2	W			11-8-2	24	3rd/t-10th	3,15,24,55,24	Theodore	17,814
22	11/27	@ COL	4-7	L			11-9-2	24	3rd/12th	20,7p,21,21	Backstrom	*18,007
23	11/29	@ CGY	0-3	L			11-10-2	24	3rd/12th		Theodore	*19,289
24	12/1	ARI	2-4	L			11-11-2	24	3rd/13th	7,9	Theodore	17,101
25	12/3	CGY	2-3	L		SO	11-11-3	25	3rd/13th	96,24	Backstrom	17,130
26	12/4	@ DAL	3-4	L		OT	11-11-4	26	3rd/13th	20,12,24	Theodore	14,344
27	12/9	@ ARI	3-2	W			12-11-4	28	3rd/13th	15,8,15p	Backstrom	7,749
28	12/11	@ LA	3-2	W		OT	13-11-4	30	3rd/13th	9s,22,8p	Theodore	*18,118
29	12/12	@ ANA	2-6	L			13-12-4	30	3rd/13th	8,3p	Backstrom	14,338
30	12/16	OTT	1-3	L			13-13-4	30	4th/14th	21	Theodore	17,366
31	12/18	@ CGY	3-1	W			14-13-4	32	3rd/13th	20p,9,12	Backstrom	*19,289
32	12/20	CGY	4-1	W			15-13-4	34	3rd/13th	1,24p,11p,22	Backstrom	*18,315
33	12/23	@ COL	3-1	W			16-13-4	36	3rd/13th	7s,7,15p	Theodore	16,323
34	12/26	DET	1-4	L			16-14-4	36	3rd/13th	8p	Backstrom	*19,227
35	12/27	@ CBJ	3-4	L		SO	16-14-5	37	3rd/13th	12,9,22	Theodore	14,454
36	12/29	SJ	5-3	W			17-14-5	39	3rd/t-12th	21p,9,12,8,21	Backstrom	*19,131
37	12/31	NSH	1-4	L			17-15-5	39	3rd/13th	12	Theodore	*18,285
38	1/2	ARI	6-5	W		OT	18-15-5	41	3rd/13th	15,15p,55,8,9p,25	Backstrom	17,240
39	1/4	@ NJ	2-1	W			19-15-5	43	3rd/t-12th	22,4	Theodore	13,257
40	1/6	@ BOS	3-1	W			20-15-5	45	3rd/t-10th	24p,22,9	Theodore	*17,565
41	1/8	@ PIT	4-0	W			21-15-5	47	3rd/t-7th	12,24,22,21	Theodore	*18,263
42	1/9	DAL	0-4	L			21-16-5	47	3rd/t-8th		Theodore	
43	1/11	@ NSH	1-5	L			21-17-5	47	3rd/t-8th	9	THEODORE/Khudobin	15,311
44	1/14	COL	1-4	L			21-18-5	47	3rd/t-10th	15	Khudobin	*18,218
45	1/16	VAN	4-0	W			22-18-5	49	3rd/t-8th	15p,24,7s,11	Khudobin	*18,458
46	1/18	@ EDM	4-1	W			23-18-5	51	3rd/t-8th	7,8,9p,15p	Khudobin	*16,839
47	1/19	@ CGY	6-0	W			24-18-5	53	3rd/9th	24,9p,11,22,12,24	Backstrom	*19,289
48	1/22	@ SJ	3-4	L			24-19-5	53	3rd/10th	9p,9p,8	Backstrom	*17,562
49	1/25	@ CHI	4-2	W			25-19-5	55	3rd/t-9th	24,12,20,9p	Backstrom	*21,247
50	2/1	LA	1-0	W		SO	26-19-5	57	2nd/9th		Backstrom	17,504
51	2/3	@ COL	4-3	W			27-19-5	59	2nd/t-7th	21,15,15,9p	Theodore	13,818
52	2/5	@ ARI	0-1	L			27-20-5	59	t-2nd/t-9th		Backstrom	14,587
53	2/9	COL	3-2	W			28-20-5	61	3rd/9th	20p,24,11	Backstrom	*18,194
54	2/11	@ STL	5-4	W		SO	29-20-5	63	3rd/9th	15,22,22,24	Theodore	*19,150
55	2/12	STL	3-1	W			30-20-5	65	2nd/8th	22,20p,21	Backstrom	*19,322
56	2/15	VAN	1-4	L			30-21-5	65	3rd/t-9th	22p	Backstrom	*18,106
57	2/16	@ CHI	1-3	L			30-22-5	65	3rd/10th	7p	Theodore	*21,535
58	2/18	ANA	5-1	W			31-22-5	67	3rd/10th	9,7s,23p,21,24p	Backstrom	*18,967
59	2/20	DET	1-2	L		SO	31-22-6	68	3rd/t-7th	24	Backstrom	*18,912
60	2/22	EDM	4-1	W			32-22-6	70	t-2nd/t-5th	24,21,46p,9p	Backstrom	17,321
61	2/24	@ LA	2-4	L			32-23-6	70	t-2nd/t-6th	23,8p	Backstrom	*18,118
62	2/25	@ ANA	3-2	W		OT	33-23-6	72	2nd/t-5th	11,4,9p	Theodore	13,617
63	2/28	CHI	2-4	L			33-24-6	72	3rd/t-8th	24,8	Backstrom	*19,155
64	3/2	@ NYI	1-4	L			33-25-6	72	3rd/11th	11	Backstrom	7,098
65	3/3	@ NYR	3-1	W			34-25-6	74	3rd/t-9th	21p,17,9p	Theodore	*18,200
66	3/6	BUF	2-3	L		OT	34-25-7	75	3rd/t-9th	43,3p	Theodore	*18,091
67	3/8	COL	5-2	W			35-25-7	77	3rd/t-8th	24,15p,11,46,21s	Backstrom	*18,441
68	3/10	@ NSH	0-4	L			35-26-7	77	3rd/t-10th		Backstrom	15,343
69	3/11	@ DAL	0-4	L			35-27-7	77	3rd/11th		Theodore	14,545
70	3/14	@ VAN	2-4	L			35-28-7	77	3rd/11th	15,9	Backstrom	*18,860
71	3/17	@ SJ	2-3	L			35-29-7</					





# 2009-10 MINNESOTA WILD

# 2009-10 GAME-BY-GAME



#	POS	PLAYER	GP	TOI/G	G	A	PTS	+/-	PIM	PP	SH	GW	SOG	SH%
9	C	MIKKO KOIVU	80	20:44	22	49	71	-2	50	8	1	2	246	8.9
15	L	ANDREW BRUNETTE	82	17:01	25	36	61	-5	12	12	0	3	129	19.4
14	R	MARTIN HAVLAT	73	17:55	18	36	54	-19	34	4	0	3	169	10.7
3	D	MAREK ZIDLICKY	78	24:10	6	37	43	-16	67	4	0	3	116	5.2
20	R	ANTTI MIETTINEN	79	18:02	20	22	42	-2	44	5	0	4	175	11.4
48	L	GUILAUME LATENDRESSE	55	16:27	25	12	37	1	12	7	0	4	133	18.8
25	C	ERIC BELANGER	60	15:45	13	22	35	-1	28	3	0	3	120	10.8
11	R	OWEN NOLAN	73	16:35	16	17	33	-12	40	4	1	3	151	10.6
21	C	KYLE BRODZIAK	82	15:19	9	23	32	-3	22	0	0	3	140	6.4
22	R	CAL CLUTTERBUCK	74	14:16	13	8	21	-8	52	1	2	1	136	9.6
8	D	BRENT BURNS	47	22:22	3	17	20	-15	32	2	0	0	104	2.9
55	D	NICK SCHULTZ	80	20:58	1	19	20	-8	43	1	0	0	83	1.2
6	D	GREG ZANON	81	22:22	2	13	15	-10	36	0	0	0	59	3.4
12	R	CHUCK KOBASEW	42	13:50	9	5	14	-9	16	2	0	2	58	15.5
16	C	ANDREW EBBETT	49	13:05	8	6	14	-8	6	2	0	2	57	14.0
5	D	KIM JOHNSON	52	23:46	6	8	14	3	26	3	0	0	84	7.1
34	D	SHANE HINDY	70	13:32	2	12	14	-6	66	0	0	0	49	4.1
45	D	CAM BARKER	19	22:01	1	6	7	-2	10	1	0	0	31	3.2
38	L	ROBBIE EARL*	32	8:56	6	0	6	1	6	0	0	0	29	20.7
51	C	JAMES SHEPPARD	64	11:59	2	4	6	-14	38	0	0	0	64	3.1
67	L	BENOIT POUILLIOT	14	11:56	2	2	4	0	12	0	0	0	19	10.5
17	C	CASEY WELLMAN*	12	12:03	1	3	4	-2	0	0	0	0	18	5.6
24	L	DEREK BOOGAARD	57	6:09	0	4	4	-12	105	0	0	0	26	0.0
17	R	PETR SYKORA	14	11:59	2	1	3	-7	8	0	0	0	13	15.4
36	D	JOHN SCOTT	51	8:36	1	1	2	-3	90	0	0	0	22	4.5
7	D	CLAYTON STONER*	8	13:18	0	2	2	1	12	0	0	0	5	0.0
23	C	CODY ALMOND*	7	7:45	1	0	1	-3	9	0	0	0	6	16.7
39	D	NATE PROSSER*	3	19:36	0	1	1	2	8	0	0	0	4	0.0
26	D	JAIIME SIFERS	14	12:59	0	0	0	1	6	0	0	0	9	0.0
29	R	PETR KALUS*	2	7:44	0	0	0	0	0	0	0	0	0	0.0
44	D	JUSTIN FALK*	3	7:32	0	0	0	-2	0	0	0	0	0	0.0
40	R	DANNY IRMAN*	2	4:38	0	0	0	-1	0	0	0	0	0	0.0
34	D	MAXIM NOREAU*	1	7:01	0	0	0	0	0	0	0	0	0	0.0

#	GOALTENDER	GP	W	L	OT	SA	GA	GAA	SV	SV%	SO	A	PIM	MIN
32	NIKLAS BACKSTROM	60	26	23	8	1,632	158	2.72	1,474	.903	2	1	4	3,489
37	JOSH HARDING	25	9	12	0	692	66	3.05	626	.905	1	1	4	1,300
31	WADE DUBIELEWICZ	3	1	1	0	34	5	2.97	29	.853	0	0	0	101
35	ANTON KHUODOBIN*	2	2	0	0	48	1	0.87	47	.979	0	0	0	69

\* Rookie

GAME	DATE	OPPONENT	RESULT	W	L	OT	RECORD	PTS	DIVISION/CONF. RANK	WILD GOALS (BY #)	WILD GOALTENDERS	ATT.
1	10/3	@ CBJ	1-2	L			0-1-0	0	t-3rd/t-11	15p	Backstrom	18,159
2	10/6	ANA	4-3	W		OT	1-1-0	2	t-3rd/t-7th	9p, 17, 25p, 15p	Backstrom	*18,256
3	10/8	@ LA	3-6	L			1-2-0	2	4th/t-13th	14p, 55p, 5	Harding	14,995
4	10/10	@ SJ	2-4	L			1-3-0	2	t-4th/t-14th	15, 11p	Backstrom	17,562
5	10/14	@ ANA	2-3	L			1-4-0	2	5th/15th	25, 15	Backstrom	15,111
6	10/16	@ EDM	2-5	L			1-5-0	2	5th/15th	67, 15p	Harding	16,839
7	10/17	@ VAN	1-2	L			1-6-0	2	5th/15th	9	Backstrom	18,810
8	10/21	COL	3-2	W		SO	2-6-0	4	5th/15th	8p, 9p	Backstrom	*18,175
9	10/23	@ STL	1-3	L			2-7-0	4	5th/15th	12	Backstrom	19,150
10	10/24	CAR	3-2	W		OT	3-7-0	6	5th/15th	15p, 21, 22	Backstrom	*18,145
11	10/26	@ CHI	1-3	L			3-8-0	6	5th/15th	15p	Backstrom	20,046
12	10/28	NSH	3-4	L			3-9-0	6	5th/15th	8p, 22, 11	Backstrom	*18,199
13	10/30	NYR	3-2	W			4-9-0	8	5th/15th	17, 25, 20	Backstrom	*18,106
14	10/31	@ PIT	2-1	W			5-9-0	10	5th/15th	21, 25	Backstrom	16,960
15	11/5	VAN	2-5	L			5-10-0	10	5th/15th	21, 21	BACKSTROM/HARDING	*18,105
16	11/7	DAL	3-2	W			6-10-0	12	5th/15th	22s, 9, 3	Backstrom	*18,555
17	11/10	@ TOR	5-2	W			7-10-0	14	5th/15th	14p, 3p, 9, 6, 11s	Backstrom	19,063
18	11/12	@ TB	3-4	L		OT	7-10-1	15	5th/14th	67, 5p, 11	Backstrom	14,530
19	11/13	@ WSH	1-3	L			7-11-1	15	5th/14th	22	Harding	18,277
20	11/15	@ CAR	4-5	L		OT	7-11-2	16	5th/14th	20, 38, 36, 38	Backstrom	12,194
21	11/18	ARI	2-3	L			7-12-2	16	5th/14th	15, 20	Backstrom	*18,110
22	11/20	NYI	3-2	W			8-12-2	18	5th/14th	11, 9p, 11	Backstrom	*18,114
23	11/25	BOS	2-3	L		SO	8-12-3	19	5th/15th	16p	Backstrom	*18,208
24	11/27	COL	5-3	W			9-12-3	21	5th/15th	11, 12, 12p, 15p, 12	Backstrom	*18,365
25	11/28	@ COL	3-2	W		SO	10-12-3	23	5th/15th	25, 48	Harding	15,303
26	12/2	NSH	5-4	W		OT	11-12-3	25	4th/t-12th	20, 22, 48, 9p, 16	Backstrom	*18,071
27	12/4	ANA	5-4	W		SO	12-12-3	27	4th/t-12th	9, 20, 9, 20p	Backstrom	*18,265
28	12/5	@ NSH	5-3	W			13-12-3	29	4th/t-12th	16, 51, 15p, 20, 25p	Harding	13,145
29	12/7	@ ARI	0-2	L			13-13-3	29	5th/t-13th		Backstrom	8,981
30	12/9	@ COL	1-0	W			14-13-3	31	5th/t-13th	20	Backstrom	11,435
31	12/11	@ CGY	2-1	W			15-13-3	33	5th/13th	51, 14	Backstrom	19,289
32	12/12	@ VAN	3-4	L			15-14-3	33	5th/13th	34, 6, 14	Harding	18,810
33	12/15	CBJ	2-1	W			16-14-3	35	t-4th/t-12th	48, 3	Backstrom	*18,086
34	12/17	@ MTL	3-1	W			17-14-3	37	4th/11th	38, 9p, 22	Backstrom	21,273
35	12/19	@ OTT	1-4	L			17-15-3	37	4th/11th	14	Backstrom	16,529
36	12/21	COL	3-4	L			17-16-3	37	4th/t-11th	22s, 11, 14	Backstrom	*18,244
37	12/23	EDM	3-1	W			18-16-3	39	4th/t-11th	15p, 11, 48	Backstrom	*18,250
38	12/26	STL	4-3	W			19-16-3	41	4th/11th	48, 34, 5, 48	Backstrom	*18,554
39	12/28	@ LA	4-3	W			20-16-3	43	4th/t-10th	14, 5p, 25, 25	Backstrom	18,118
40	12/29	@ ANA	2-4	L			20-17-3	43	4th/11th	20, 5p	Harding	16,960
41	12/31	LA	2-5	L			20-18-3	43	4th/11th	15, 11	Backstrom	*18,504
42	1/2	NY	3-5	L			20-19-3	43	4th/11th	25, 9s, 15	Backstrom	*19,155
43	1/5	@ CHI	1-4	L			20-20-3	43	4th/11th	48	Harding	21,381
44	1/6	CGY	4-1	W			21-20-3	45	4th/11th	25p, 21, 25, 22	Backstrom	*18,137
45	1/9	CHI	6-5	W			22-20-3	47	4th/11th	48, 5, 9, 3p, 48	Backstrom/HARDING	*19,310
46	1/11	PIT	4-3	W			23-20-3	49	4th/t-10th	25, 14, 22, 48	Backstrom	*19,044
47	1/13	VAN	5-2	W			24-20-3	51	4th/10th	21, 9, 20p, 11, 20	Backstrom	*18,356
48	1/14	@ STL	0-1	L			24-21-3	51	4th/10th		Harding	19,150
49	1/16	@ ARI	4-6	L			24-22-3	51	4th/t-10th	48, 48p, 11p, 48	Backstrom	12,631
50	1/18	@ DAL	3-4	L			24-23-3	51	4th/12th	20p, 20, 9	BACKSTROM/HARDING	16,302
51	1/21	DET	3-4	L		SO	24-23-4	52	4th/12th	38, 14, 15	Harding/BACKSTROM	18,330
52	1/23	CBJ	4-2	W			25-23-4	54	4th/12th	9, 9, 25, 38	Backstrom	*18,173
53	1/27	DET	5-2	W			26-23-4	56	4th/12th	20p, 20, 16, 48, 14p	Harding	*18,316
54	1/28	@ COL	1-0	W			27-23-4	58	4th/10th	14	Harding	11,597
55	1/30	@ SJ	2-5	L			27-24-4	58	4th/12th	11, 22p	Harding	17,652
56	2/2											



# 2008-09 MINNESOTA WILD

# 2008-09 GAME-BY-GAME



#	POS	PLAYER	GP	TOI/G	G	A	PTS	+/-	PIM	PP	SH	GW	SOG	SH%
9	C	MIKKO KOIVU	79	21:29	20	47	67	2	66	5	4	3	236	8.5
15	L	ANDREW BRUNETTE	80	16:56	22	28	50	-5	18	9	0	3	118	18.6
96	C	PIERRE-MARC BOUCHARD	71	16:58	16	30	46	-5	20	2	0	1	142	11.3
11	R	OWEN NOLAN	59	16:23	25	20	45	5	26	12	0	5	148	16.9
20	R	ANTTI MIETTINEN	82	18:16	15	29	44	-1	32	4	2	3	186	8.1
3	D	MAREK ZIDLICKY	76	22:06	12	30	42	-12	76	10	0	3	147	8.2
25	C	ERIC BELANGER	79	17:50	13	23	36	-5	26	4	0	4	147	8.8
47	D	MARC-ANDRE BERGERON	72	16:54	14	18	32	5	30	7	0	3	140	10.0
8	D	BRENT BURNS	59	22:25	8	19	27	-7	45	4	0	2	147	5.4
51	C	JAMES SHEPPARD	82	15:10	5	19	24	-14	41	0	0	1	88	5.7
5	D	KIM JOHANSSON	81	24:31	2	22	24	-3	44	1	0	0	93	2.2
19	L	STEPHANE VEILLEUX	81	15:47	13	10	23	-17	40	0	1	1	146	8.9
10	R	MARIAN GABORIK	17	19:59	13	10	23	3	2	2	1	2	68	19.1
22	R	CAL CLUTTERBUCK*	78	13:00	11	7	18	-5	76	1	0	1	136	8.1
41	D	MARTIN SKOULA	81	19:57	4	12	16	-12	10	0	0	0	55	7.3
49	C	DAN FRITSCHKE	50	10:38	5	8	13	-5	12	1	1	0	54	9.3
67	L	BENOIT POULIOT*	37	11:50	5	6	11	1	18	2	0	1	34	14.7
55	D	NICK SCHULTZ	79	20:33	2	9	11	-4	31	0	0	0	48	4.2
28	L	PETER OLVECKY*	31	8:55	2	5	7	1	12	0	0	1	19	10.5
18	C	COLTON GILLIES*	45	8:13	2	5	7	-2	18	0	0	1	22	9.1
39	C	KRYSTOFER KOLANOS	21	10:36	3	3	6	3	16	1	0	0	30	10.0
26	D	KURTIS FOSTER	10	13:35	1	5	6	7	6	0	0	0	10	10.0
12	R	CRAIG WELLER	36	6:57	1	2	3	-3	47	1	0	0	27	3.7
24	L	DEREK BOOGAARD	51	4:59	0	3	3	3	87	0	0	0	13	0.0
6	D	TOMAS MOJZIS	4	7:14	0	1	1	-1	2	0	0	0	2	0.0
36	D	JOHN SCOTT*	20	9:14	0	1	1	-1	21	0	0	0	6	0.0

#	GOALTENDER	GP	W	L	OT	SA	GA	GAA	SV	SV%	SO	A	PIM	MIN
32	NIKLAS BACKSTROM	71	37	24	8	2,059	159	2.33	1,900	.923	8	0	6	4,088
29	JOSH HARDING	19	3	9	1	453	32	2.21	421	.929	0	0	2	870

\* Rookie

GAME	DATE	OPPONENT	RESULT	W	L	OT	RECORD	PTS	DIVISION/CONF. RANK	WILD GOALS (BY #)	WILD GOALTENDERS	ATT.
1	10/11	BOS	4-3	W			1-0-0	2	2nd/5th	25p, 47p, 20, 25	Backstrom	*18,568
2	10/14	@ATL	4-2	W			2-0-0	4	1st/2nd	15p, 10, 20, 20	Backstrom	11,843
3	10/16	@FLA	6-2	W			3-0-0	6	1st/2nd	15, 5, 20p, 67, 20p, 9p	Backstrom	12,106
4	10/18	@TB	1-0	W			4-0-0	8	t-1st/t-3rd		Backstrom	15,191
5	10/23	BUF	3-4	L		OT	4-0-1	9	1st/3rd	67, 19, 8p	Backstrom	*18,568
6	10/25	CBI	2-1	W			5-0-1	11	1st/3rd	96, 11	Backstrom	*18,568
7	10/27	CHI	3-2	W			6-0-1	13	1st/3rd	15, 20, 8p	Backstrom	*18,568
8	10/29	@DAL	2-4	L			6-1-1	13	1st/3rd	47p, 15p	BACKSTROM/HARDING	18,431
9	10/30	MTL	1-2	L			6-2-1	13	t-1st/t-3rd	8	Harding	*18,568
10	11/1	@ARI	3-2	W			7-2-1	15	1st/3rd	67, 9, 25	Backstrom	14,817
11	11/4	@SJ	1-3	L			7-3-1	15	1st/3rd	39	Backstrom	17,183
12	11/6	@COL	3-1	W			8-3-1	17	1st/3rd	96, 67p, 15	Backstrom	14,562
13	11/8	@VAN	0-2	L			8-4-1	17	t-1st/t-3rd		Backstrom	18,630
14	11/13	ARI	4-0	W			9-4-1	19	1st/3rd	3p, 15p, 25p, 3p	Backstrom	*18,568
15	11/15	CBI	3-2	W		SO	10-4-1	21	1st/3rd	67p, 2	Backstrom	*18,568
16	11/18	@PIT	2-1	W		SO	11-4-1	23	t-1st/t-3rd	9	Backstrom	16,971
17	11/20	VAN	2-3	L			11-5-1	23	2nd/4th	9, 9	Backstrom	*18,568
18	11/22	STL	1-2	L			11-6-1	23	t-2nd/t-4th	19	Backstrom	*18,568
19	11/24	WSH	4-3	W			12-6-1	25	2nd/4th	22, 22p, 3p, 51	Backstrom	*18,568
20	11/26	DAL	3-4	L			12-7-1	25	3rd/7th	25, 11p, 15	Backstrom	*18,568
21	11/28	TB	4-2	W			13-7-1	27	2nd/5th	11, 51, 9, 25	Backstrom	*18,568
22	11/29	@NSH	6-2	W			14-7-1	29	2nd/5th	96p, 15p, 11p, 9, 9p, 12p	Harding	13,990
23	12/1	COL	5-6	L			14-8-1	29	2nd/5th	96, 9p, 96p, 11p, 8	BACKSTROM/HARDING	*18,568
24	12/3	STL	4-0	W			15-8-1	31	1st/3rd	25, 15p, 3p, 20	Backstrom	*18,568
25	12/5	VAN	1-2	L			15-9-1	31	2nd/4th	9	Backstrom	*18,568
26	12/6	@NSH	0-1	L			15-10-1	31	t-2nd/t-4th		Harding	14,408
27	12/11	@ARI	1-3	L			15-11-1	31	3rd/7th	20	Backstrom	13,296
28	12/13	@LA	1-3	L			15-12-1	31	3rd/7th	8p	Backstrom	14,857
29	12/14	@ANA	2-4	L			15-13-1	31	3rd/7th	47p, 25	Harding	16,577
30	12/17	CGY	2-3	L		OT	15-13-2	32	3rd/8th	15, 10	Backstrom	*18,568
31	12/19	NYI	4-1	W			16-13-2	34	3rd/8th	19, 18, 9, 96	Backstrom	*18,568
32	12/20	@STL	2-4	L			16-14-2	34	3rd/9th	55, 96	Backstrom	19,150
33	12/23	CAR	3-2	W			17-14-2	36	3rd/8th	22, 10p, 19s	Backstrom	*18,568
34	12/28	CHI	1-4	L			17-15-2	36	4th/9th	22	Backstrom	*18,568
35	12/29	@CGY	1-2	L			17-16-2	36	5th/11th	19	Harding	19,289
36	12/31	SJ	3-2	W		OT	18-16-2	38	3rd/8th	11p, 39p, 8	Backstrom	*18,568
37	1/3	DET	2-3	L		SO	18-16-3	39	3rd/8th	11p, 20	Harding	*18,568
38	1/4	@COL	2-0	W			19-16-3	41	3rd/8th	11p, 11	Backstrom	14,125
39	1/6	@BOS	1-0	W			20-16-3	43	3rd/7th	3p	Backstrom	16,272
40	1/8	@PHI	1-3	L			20-17-3	43	3rd/9th	19	Backstrom	19,596
41	1/10	@CBI	2-4	L			20-18-3	43	5th/11th	20, 3p	Harding	16,608
42	1/13	ARI	6-3	W			21-18-3	45	3rd/9th	47, 11, 15, 9, 22, 51	Backstrom	*18,568
43	1/15	EDM	5-1	W			22-18-3	47	3rd/8th	39, 22, 96, 8, 25p	Backstrom	*18,568
44	1/17	ANA	0-3	L			22-19-3	47	3rd/9th		Backstrom	*18,568
45	1/19	@CHI	4-1	W			23-19-3	49	3rd/8th	9, 3p, 3p, 22	Backstrom	21,320
46	1/20	LA	2-5	L			23-20-3	49	4th/9th	11p, 3p	BACKSTROM/HARDING	*18,568
47	1/27	TOR	6-1	W			24-20-3	51	t-2nd/t-8th	22, 47, 96, 15, 96, 11	Backstrom	*18,568
48	1/30	@EDM	1-3	L			24-21-3	51	t-2nd/t-6th	15	Backstrom	16,839
49	1/31	@VAN	4-3	W		OT	25-21-3	53	t-2nd/t-6th	9p, 47, 25, 47p	Backstrom	18,630
50	2/4	ANA	3-0	W			26-21-3	55	t-2nd/t-6th	15p, 9, 96	Backstrom	*18,568
51	2/6	NSH	0-2	L			26-22-3	55	t-3rd/t-8th		Backstrom	*18,568
52	2/8	EDM	3-2	W		SO	27-22-3	57	2nd/7th	25, 20s	Backstrom	*18,568
53	2/11	COL	3-2	W			28-22-3	59	2nd/t-6th	96, 11, 20	Backstrom	*18,568
54	2/12	@DET	2-4	L			28-23-3	59	3rd/t-7th	8p, 9s	Harding	20,066
55	2/14	OTT	3-5	L			28-24-3	59	4th/10th	96, 11p, 11	Backstrom/HARDING	*18,568
56	2/19	CGY	2-3	L		OT	28-24-4	60	4th/t-9th	49s, 18	Backstrom	*18,568
57	2/21	DET	5-2	W			29-24-4	62	4th/9th	11, 11p, 96, 41, 19	Backstrom	*18,568
58	2/22	@CHI	2-1	W			30-24-4	64	3rd/8th	49p, 28	Harding	22,443
59	2/24	LA	1-2	L		SO	30-24-5	65	t-3rd/t-7th	20s	Backstrom	*18,568
60	2/27	@CGY	1-4	L			30-25-5	65	t-3rd/t-7th	47	Backstrom	19,289
61	2/28	@EDM	2-3	L			30-26-5	65	4th/t-10th	15p, 20p	Harding	16,839
62	3/3	@VAN	2-4	L			30-27-5	65	4th/11th	49, 3p	Backstrom	18,630
63	3/5	@SJ	4-3	W		OT	31-27-5	67	4th/11th	47, 96, 3, 9	Backstrom	17,496
64	3/7	@LA	3-4	L			31-28-5	67	4th/11th	11, 19, 25	Backstrom/HARDING	18,118
65	3/8	@ANA	3-2	W			32-28-5	69	4th/10th	19, 19, 15	Backstrom	17,300
66	3/10	SJ	4-5	L		OT	32-28-6	70	4th/t-9th	28, 96, 11, 11	Backstrom	*18,568
67	3/12	@COL	1-2	L		SO	32-28-7	71	4th/t-9th	47p	Backstrom	14,213
68	3/14	@DAL	2-3	L		OT	32-28-8	72	4th/10th	9p, 15	Backstrom	18,584
69	3/15	@STL	3-5	L			32-29-8	72	4th/10th	15, 19, 47	BACKSTROM/HARDING	19,150
70	3/17	COL	3-2	W		SO	33-29-8	74	4th/t-9th	19, 55	Backstrom	*18,568
71	3/20	@NJ	0-4	L			33-30-8	74	4th/t-11th		Backstrom	17,625
72	3/22	EDM	3-0	W			34-30-8	76	4th/t-9th	11p, 11, 19	Backstrom	*18,568
73	3/24	@NYR	1-2	L			34-31-8	76	4th/11th	10	Backstrom	18,200
74	3/25	@NYI	6-2	W			35-31-8	78	4th/t-9th	10, 20p, 11p, 41, 15, 10p	Backstrom	13,332
75	3/28	@CGY	2-3	L			35-32-8	78	4th/11th	15, 51	Backstrom	19,289
76	3/29	@EDM	3-2	W			36-32-8	80	4th/11th	15, 41, 10	Backstrom	16,839
77	3/31	VAN	1-2	L		OT	36-32-9	81	t-3rd/t-10th	10	Backstrom	*18,568
78	4/3	CGY	4-0	W			37-32-9	83				



# 2007-08 MINNESOTA WILD

# 2007-08 GAME-BY-GAME



#	POS	PLAYER	GP	TOI/G	G	A	PTS	+/-	PIM	PP	SH	GW	SOG	SH%
10	RW	MARIAN GABORIK	77	19:35	42	41	83	17	63	11	1	8	278	15.1
96	RW	PIERRE-MARC BOUCHARD	81	16:50	13	50	63	11	32	6	0	4	129	10.1
12	RW	BRIAN ROLSTON	81	20:04	31	28	59	-1	53	11	1	8	289	10.7
38	C	PAVOL DEMITRA	68	19:42	15	39	54	9	24	2	0	1	126	11.9
8	D	BRENT BURNS	82	23:05	15	28	43	12	80	8	0	4	158	9.5
9	C	MIKKO KOIVU	57	20:53	11	31	42	13	40	2	0	2	144	7.6
25	C	ERIC BELANGER	75	17:13	13	24	37	-6	30	7	1	3	115	11.3
21	RW	MARK PARRISH	66	14:56	16	14	30	2	16	7	0	0	95	16.8
5	D	KIM JOHANSSON	80	23:26	4	23	27	-4	42	2	0	0	87	4.6
26	D	KURTIS FOSTER	56	16:24	7	12	19	0	37	3	0	2	118	5.9
15	C	JAMES SHEPPARD*	78	10:36	4	15	19	0	29	0	0	1	57	7.0
17	LW	STEPHANE VEILLEUX	77	14:31	11	7	18	-13	61	0	0	0	136	8.1
92	LW	BRANKO RADIVOJEVIC	73	14:54	7	10	17	-14	48	1	0	3	91	7.7
55	D	NICK SCHULTZ	81	20:10	2	13	15	9	42	0	0	0	52	3.8
34	LW	AARON VOROS*	55	9:11	7	7	14	-7	141	0	0	1	52	13.5
17	LW	TODD FEDORUK	69	10:18	6	7	13	2	139	2	0	0	57	10.5
41	D	MARTIN SKOULA	80	20:28	3	8	11	-16	26	0	0	1	63	4.8
3	D	KEITH CARNEY	61	13:22	1	10	11	8	42	0	0	0	27	3.7
6	D	SEAN HILL	35	15:12	2	7	9	-16	32	1	0	1	18	11.1
33	D	PETTERI NUMMELIN	27	15:20	2	7	9	-2	2	1	0	1	31	6.5
83	RW	MATT FOY	28	7:49	4	4	8	-1	28	0	0	1	38	10.5
67	LW	BENOIT POUILLIOT*	11	8:49	2	1	3	-1	0	0	0	0	11	20.0
11	LW	CHRIS SIMON	38	7:10	1	2	3	-2	59	0	0	0	27	3.7
24	LW	DEREK BOOGAARD	34	3:55	0	0	0	-5	74	-0	0	0	6	0.0
16	C	STEVE KELLY	2	3:43	0	0	0	0	0	0	0	0	1	0.0
22	RW	CAL CLUTTERBUCK*	2	7:05	0	0	0	0	0	0	0	0	0	0.0

#	GOALTENDER	GP	W	L	OT	SA	GA	GAA	SV	SV%	SO	A	PIM	MIN
32	NIKLAS BACKSTROM	58	33	13	8	1,629	131	2.31	1,498	.920	4	0	2	3,409
29	JOSH HARDING*	29	11	15	2	836	77	2.94	761	.910	1	1	0	1,570

\* Rookie

GAME	DATE	OPPONENT	RESULT	W	L	OT	RECORD	PTS	DIVISION/ CONF. RANK	WILD GOALS (BY #)	WILD GOALTENDERS	ATT.
1	10/4	CHI	1-0	W			1-0-0	2	t-1st/t-2nd	96	Backstrom	*18,568
2	10/6	CBJ	3-2	W			2-0-0	4	t-1st/t-1st	96, 25, 8	Backstrom	*18,568
3	10/10	EDM	2-0	W			3-0-0	6	1st/2nd	8, 39	Backstrom	*18,568
4	10/13	@ARI	3-2	W			4-0-0	8	1st/1st	10, 9p, 25s	Backstrom	12,088
5	10/14	@ANA	2-0	W			5-0-0	10	1st/1st	12, 21	Harding	17,174
6	10/16	@LA	3-4	L	SO		5-0-1	11	1st/1st	38, 9, 12	Backstrom	14,239
7	10/20	@STL	3-1	W			6-0-1	13	1st/1st	38p, 25, 8	Harding	19,150
8	10/21	COL	3-2	W			7-0-1	15	1st/1st	21p, 12p, 9	Backstrom	*18,568
9	10/24	@CGY	3-5	L			7-1-1	15	1st/1st	12p, 21p, 37	Backstrom	19,289
10	10/25	@EDM	4-5	L	SO		7-1-2	16	1st/2nd	15, 96, 12, 21	Harding	16,839
11	10/28	@COL	1-3	L			7-2-2	16	1st/2nd	25p	Harding	17,041
12	10/30	PIT	2-4	L			7-3-2	16	1st/2nd	19, 12	Harding	*18,568
13	11/1	STL	2-3	L			7-4-2	16	1st/2nd	10, 38	Harding	*18,568
14	11/3	CGY	4-1	W			8-4-2	18	1st/2nd	12, 10, 10p, 92	Backstrom	*18,568
15	11/5	EDM	5-2	W			9-4-2	20	1st/2nd	21p, 96p, 26p, 21p, 19	Backstrom	*18,568
16	11/11	@COL	2-4	L			9-5-2	20	2nd/4th	25p, 96p	Backstrom	15,434
17	11/13	@CGY	2-3	L			9-6-2	20	2nd/5th	9, 9p	Backstrom	19,289
18	11/15	@EDM	4-2	W			10-6-2	22	2nd/4th	41, 10p, 26p, 21	BACKSTROM; Harding	16,839
19	11/16	VAN	2-6	L			10-7-2	22	2nd/4th	34, 8p	HARDING; Backstrom	18,630
20	11/18	COL	4-1	W			11-7-2	24	1st/3rd	34, 83, 19, 8	Harding	*18,568
21	11/21	VAN	2-4	L			11-8-2	24	2nd/5th	10, 10p	Harding	*18,568
22	11/23	CBJ	0-4	L			11-9-2	24	3rd/9th		Backstrom	*18,568
23	11/24	@NSH	4-3	W			12-9-2	26	1st/3rd	34, 83, 10, 92	Backstrom	12,639
24	11/28	ARI	3-1	W			13-9-2	28	t-1st/t-3rd	19, 10, 15	Backstrom	*18,568
25	11/30	STL	3-2	W	OT		14-9-2	30	t-1st/t-3rd	8p, 12, 10	Backstrom	*18,568
26	12/2	VAN	1-1	W			15-9-2	32	1st/2nd	25p, 34	Backstrom	*18,568
27	12/5	PHI	2-3	L			15-10-2	32	2nd/5th	38p	Backstrom	*18,568
28	12/7	@DET	0-5	L			15-11-2	32	2nd/5th		Harding	19,508
29	12/8	@CBJ	2-1	W			16-11-2	34	2nd/5th	34, 12	Backstrom	15,666
30	12/11	@SJ	1-4	L			16-12-2	34	2nd/5th	92p	Backstrom	17,064
31	12/14	@ANA	5-2	W			17-12-2	36	2nd/6th	34, 10p, 25p, 12p, 8p	Harding	17,174
32	12/15	@LA	2-1	W			18-12-2	38	t-1st/t-3rd	10, 12p	Harding	16,648
33	12/18	NSH	3-2	W			19-12-2	40	t-1st/t-3rd	10, 25, 12	Harding	*18,568
34	12/20	NYR	6-3	W			20-12-2	42	t-1st/t-2nd	10, 10p, 10p, 96p, 10, 10	Harding	*18,568
35	12/22	DET	1-4	L			20-13-2	42	t-2nd/t-5th	5p	Backstrom	*18,568
36	12/26	@DAL	3-8	L			20-14-2	42	3rd/5th	34, 38, 38	Harding	18,532
37	12/27	@ARI	3-2	W			21-14-2	44	t-2nd/t-5th	25p, 21p, 12p	Backstrom	13,756
38	12/29	EDM	5-4	W	OT		22-14-2	46	t-1st/t-3rd	5p, 12, 10, 8, 33p	Backstrom	*18,568
39	12/31	SJ	2-3	L			22-15-2	46	2nd/5th	18, 21	Backstrom	*18,568
40	1/3	DAL	6-3	W			23-15-2	48	t-1st/t-3rd	10s, 38, 96, 10, 25p, 21	Backstrom	*18,568
41	1/5	@NSH	1-4	L			23-16-2	48	3rd/6th	21	Harding	17,113
42	1/7	@DAL	1-3	L			23-17-2	48	3rd/7th	21	Backstrom	17,502
43	1/10	@DET	6-5	W	SO		24-17-2	50	3rd/5th	41, 10, 17, 83, 25	Backstrom; HARDING	17,846
44	1/11	@CHI	5-2	W			25-17-2	52	1st/3rd	83, 10, 96, 21, 10	Harding	21,139
45	1/13	ARI	4-1	W			26-17-2	54	1st/3rd	38, 15, 25, 10	Harding	*18,568
46	1/16	CGY	2-3	L	SO		26-17-3	55	1st/3rd	8p, 26p	Backstrom	*18,568
47	1/18	ANA	2-4	L			26-18-3	55	2nd/6th	55, 9	Harding	*18,568
48	1/21	@VAN	4-2	W			27-18-3	57	1st/3rd	12, 96, 9, 96	Backstrom	18,630
49	1/22	@CGY	1-2	L			27-19-3	57	2nd/6th	12	Harding	19,289
50	1/24	@COL	3-2	W			28-19-3	59	1st/3rd	17, 12p, 38	Backstrom	15,321
51	1/30	ANA	5-1	W			29-19-3	61	1st/3rd	12, 10, 9, 96, 15	Backstrom	*18,568
52	2/2	@CBJ	4-1	W			30-19-3	63	1st/3rd	26, 12, 10, 10	Backstrom	18,529
53	2/5	DET	2-3	L	OT		30-19-4	64	1st/3rd	12p, 38	Backstrom	*18,568
54	2/7	DAL	0-1	L			30-20-4	64	1st/3rd		Backstrom	*18,568
55	2/9	NYI	4-3	W	OT		31-20-4	66	1st/3rd	26, 12, 12, 8	Backstrom	*18,568
56	2/10	@STL	2-1	W	SO		32-20-4	68	1st/3rd	10	Harding	16,477
57	2/12	@EDM	2-4	L			32-21-4	68	1st/3rd	38, 12p	Backstrom; HARDING	16,839
58	2/14	@VAN	5-4	W	SO		33-21-4	70	1st/3rd	19, 19, 26, 10	Backstrom	18,630
59	2/17	NSH	5-4	W	OT		34-21-4	72	1st/3rd	33, 21, 96p, 10, 10	Backstrom	*18,568
60	2/19	VAN	2-3	L	OT		34-21-5	73	1st/3rd	10p, 25p	Backstrom	*18,568
61	2/20	@CHI	0-3	L			34-22-5	73	1st/3rd		Harding	17,812
62	2/24	CGY	1-2	L			34-23-5	73	2nd/6th	21p	Backstrom	*18,568
63	2/26	@WSH	1-4	L			34-24-5	73	2nd/6th	92	Backstrom	17,391
64	2/27	@TB	3-2	W			35-24-5	75	1st/3rd	17p, 38, 12p	Backstrom	17,211
65	2/29	@FLA	3-2	W			36-24-5	77	1st/3rd	9, 19, 8p	Backstrom	16,927
66	3/2	LA	2-1	W	OT		37-24-5	79	1st/3rd	10, 41	Backstrom	*18,568
67	3/4	CHI	2-4	L			37-25-5	79	1st/3rd	38, 19	Backstrom	*18,568
68	3/6	@CAR	2-3	L			37-26-5	79	2nd/6th	38, 9	Harding	16,297
69	3/7	@ATL	2-3	L	SO		37-26-6	80	2nd/6th	12p, 8p	Backstrom	18,709
70	3/9	SJ	2-3	L	SO		37-26-7	81	1st/3rd	26, 12	Backstrom	*18,568
71	3/13	NJ	3-4	L	SO		37-26-8	82	2nd/6th	19, 8, 10	Backstrom	*18,568
72	3/15	LA	2-0	W			38-26-8	84	1st/3rd	12, 10	Backstrom	*18,568
73	3/17	COL	3-1	W			39-26-8	86	1st/3rd	8p, 92, 19	Backstrom	*18,568
74	3/19	@SJ	3-4	L	SO		39-26-9	87	1st/3rd	19, 10p, 10p	Backstrom	17,496
75	3/21	@VAN	2-1	W			40-26-9	89	1st/3rd	12p, 92	Backstrom	18,630
76	3/22	@CGY	4-5	L			40-27-9	89	1st/3rd	67, 67, 5, 5	Harding	19,289
77	3/24	@EDM	3-5	L			40-28-9	89	1st/3rd	55, 6, 17	Backstrom; HARDING	16,839
78	3/26	EDM	3-1									



# 2006-07 MINNESOTA WILD

# 2006-07 GAME-BY-GAME



#	POS	PLAYER	GP	TOI/G	G	A	PTS	+/-	PIM	PP	SH	GW	SOG	SH%
12	LW	BRIAN ROLSTON	78	21:16	31	33	64	6	46	13	1	6	305	10.2
38	C	PAVOL DEMITRA	71	20:38	25	39	64	0	28	9	1	4	175	14.3
10	RW	MARIAN GABORIK	48	19:37	30	27	57	12	40	12	1	7	196	15.3
96	RW	PIERRE-MARC BOUCHARD	82	15:59	20	37	57	13	14	5	0	3	173	11.6
9	C	MIKKO KOIVU	82	17:28	20	34	54	6	58	9	2	2	162	12.3
28	C	TODD WHITE	77	17:13	13	31	44	8	24	6	1	1	162	8.0
21	RW	MARK PARRISH	76	14:19	19	20	39	9	18	5	0	4	141	13.5
8	D	BRENT BURNS	77	15:47	7	18	25	16	26	3	0	3	108	6.5
92	RW	BRANKO RADIVOJEVIC	82	12:58	11	13	24	-9	21	4	0	3	116	9.5
37	C	WES WALZ	62	14:53	9	15	24	3	30	0	1	1	77	11.7
26	D	KURTIS FOSTER	57	17:58	3	20	23	-3	52	0	0	0	135	2.2
5	D	KIM JOHANSSON	76	23:33	3	19	22	-4	64	3	0	0	98	3.1
33	D	PETTERI NUMMELIN	51	20:17	3	17	20	-15	22	0	0	0	69	4.3
19	LW	STEPHANE VEILLEUX	75	12:17	7	11	18	3	47	0	0	1	84	8.3
11	C	DOMINIC MOORE	69	12:38	8	9	17	4	56	0	0	1	111	7.2
18	RW	ADAM HALL	72	12:22	6	11	17	-11	26	3	0	0	103	5.8
3	D	KEITH CARNEY	80	15:31	4	13	17	22	58	0	0	1	31	12.9
41	D	MARTIN SKOULA	81	20:13	0	15	15	9	36	0	0	0	91	0.0
55	D	NICK SCHULTZ	82	20:12	2	10	12	0	42	0	0	1	69	2.9
17	C	WYATT SMITH	61	9:30	3	3	6	-8	16	1	0	0	44	6.8
18	RW	MATTIAS WEINHANDL	12	6:27	1	1	2	-2	10	0	0	0	3	33.3
24	LW	DEREK BOOGAARD	48	4:38	0	1	1	0	120	0	0	0	11	0.0
27	RW	JOEL WARD*	11	7:42	0	1	1	0	0	0	0	0	12	0.0
4	D	SHAWN BELLE*	9	9:56	0	1	1	4	0	0	0	0	3	0.0
83	RW	MATT FOY*	9	7:10	0	0	0	-1	4	0	0	0	6	0.0
23	C	JASON MORGAN	4	7:28	0	0	0	-1	4	0	0	0	0	0.0
67	LW	BENOIT POULLIOT*	3	6:58	0	0	0	-1	0	0	0	0	1	0.0
6	D	ERIK REITZ*	1	10:36	0	0	0	1	0	0	0	0	0	0.0

#	GOALTENDER	GP	W	L	OT	SA	GA	GAA	SV	SV%	SO	A	PIM	MIN
32	NIKLAS BACKSTROM	41	23	8	6	1,028	73	1.97	955	.929	5	1	2	2,227
35	MANNY FERNANDEZ	44	22	16	1	1,158	103	2.55	1,055	.911	2	0	12	2,421
29	JOSH HARDING*	7	3	2	1	174	7	1.16	167	.960	1	0	0	361

\* Rookie

GAME	DATE	OPPONENT	RESULT	W	L	OT	RECORD	PTS	DIVISION/ CONF. RANK	WILD GOALS (BY #)	WILD GOALTENDERS	ATT.
1	10/5	COL	3-2	W		OT	1-0-0	2	t-1st/t-1st	92, 10, 28	Fernandez	*18,568
2	10/7	NSH	6-5	W			2-0-0	4	1st/t-1st	38p, 10p, 21p, 9p, 28p, 12	Fernandez/BACKSTROM	*18,568
3	10/10	VAN	2-1	W		SO	3-0-0	6	1st/t-1st	12p	Fernandez	*18,064
4	10/12	WSH	3-2	W		SO	4-0-0	8	1st/1st	5p, 5p	Fernandez	*18,064
5	10/14	CBI	5-0	W			5-0-0	10	1st/1st	12, 3, 10p, 9, 12p	Fernandez	*18,568
6	10/18	@ LA	2-1	W		OT	6-0-0	12	1st/1st	12, 10	Fernandez	14,617
7	10/20	@ ANA	1-2			L	6-1-0	12	1st/t-1st	96	Fernandez	13,430
8	10/21	@ SJ	4-1	W			7-1-0	14	1st/t-1st	21, 19, 37, 12	Fernandez	17,496
9	10/25	LA	3-1	W			8-1-0	16	1st/t-1st	12, 12, 28p	Fernandez	*18,568
10	10/27	ANA	3-2	W		SO	9-1-0	18	1st/1st	55, 12	Fernandez	*18,568
11	10/29	@ COL	1-4			L	9-2-0	18	1st/2nd	38p	Fernandez	17,615
12	11/2	VAN	5-2	W			10-2-0	20	1st/2nd	28p, 12s, 5s, 11p, 92p	Fernandez/BACKSTROM	*18,568
13	11/4	NSH	3-4			L	10-3-0	20	1st/2nd	33, 38, 21p	Fernandez	*18,568
14	11/7	@ SJ	1-3			L	10-4-0	20	1st/3rd	28	Fernandez	17,233
15	11/11	@ LA	3-2	W		SO	11-4-0	22	1st/3rd	12p, 26	Fernandez	17,479
16	11/12	@ ANA	2-3			L	11-5-0	22	1st/3rd	96, 96	Backstrom	16,306
17	11/14	@ ARI	3-4			L	11-6-0	22	1st/3rd	38, 21, 37	Fernandez	12,002
18	11/16	@ NSH	7-6	W		SO	12-6-0	24	1st/3rd	37s, 9p, 11, 19, 38p, 8	Fernandez/BACKSTROM	12,759
19	11/18	COL	1-2			L	12-6-1	25	1st/3rd	9p	Backstrom	*18,568
20	11/20	@ OTT	3-5			L	12-7-1	25	1st/3rd	11, 12, 9s	Fernandez	18,094
21	11/22	@ MTL	2-4			L	12-8-1	25	t-1st/t-3rd	19, 11	Backstrom	21,273
22	11/24	ARI	4-0	W			13-8-1	27	1st/3rd	96p, 21, 11s, 92p	Backstrom	*18,568
23	11/25	@ CBJ	3-5			L	13-9-1	27	t-1st/t-3rd	11, 96p, 19	Backstrom/FERNANDEZ	15,493
24	11/29	SJ	1-2			L	13-10-1	27	2nd/7th	18	Fernandez	*18,568
25	12/1	DET	0-3			L	13-11-1	27	2nd/7th		Fernandez	*18,568
26	12/2	@ DAL	3-4			L	SO 13-11-2	28	2nd/7th		Backstrom	17,027
27	12/5	CHI	3-2	W		SO	14-11-2	30	t-1st/t-3rd	33, 12, 9	Fernandez	*18,568
28	12/7	CGY	3-2	W		SO	15-11-2	32	t-1st/t-3rd	28, 12	Fernandez	*18,568
29	12/9	CHI	5-4	W		OT	16-11-2	34	t-1st/t-3rd	9p, 12p	Fernandez	*18,568
30	12/12	@ CGY	2-5			L	16-12-2	34	2nd/7th	21p, 38, 9p, 21p, 21	Fernandez	*18,568
31	12/14	@ EDM	1-3			L	16-13-2	34	2nd/7th	11s, 28p	FERNANDEZ/Backstrom	19,289
32	12/16	@ VAN	1-2			L	16-14-2	34	5th/9th	28p	Backstrom	16,839
33	12/19	VAN	5-2	W			17-14-2	36	t-2nd/t-7th	38, 12, 92, 21, 92	Fernandez	*18,568
34	12/22	@ DET	1-3			L	17-15-2	36	t-3rd/t-9th	19	Fernandez	20,066
35	12/23	DET	3-2	W			18-15-2	38	t-2nd/t-7th	9s, 21, 96	Fernandez	*18,568
36	12/26	@ TOR	3-4			L	18-16-2	38	t-3rd/t-9th	26, 37, 12p	Fernandez	19,355
37	12/27	@ DET	1-3			L	18-17-2	38	t-3rd/t-9th	38	Backstrom	20,066
38	12/29	CBI	4-3	W		OT	19-17-2	40	t-2nd/t-7th	12p, 38p, 12p, 37	Fernandez	*18,568
39	12/31	ANA	4-3	W			20-17-2	42	t-2nd/t-7th	96p, 12p, 96p, 21	Fernandez	*18,568
40	1/2	ATL	5-1	W			21-17-2	44	t-1st/t-3rd	12p, 21, 21, 96, 96p	Fernandez	*18,568
41	1/4	TB	2-3			L	21-18-2	44	t-2nd/t-7th	21	Fernandez	*18,568
42	1/7	COL	1-2			L	SO 21-18-3	45	3rd/8th	9	Fernandez	*18,568
43	1/9	@ CGY	0-3			L	21-19-3	45	4th/8th	3	Backstrom	19,289
44	1/11	@ VAN	5-2	W			22-19-3	47	3rd/8th	10p, 12, 92p, 10, 37	Fernandez	16,830
45	1/12	@ EDM	4-2	W			23-19-3	49	t-2nd/t-7th	10, 12, 3, 10	Fernandez	16,839
46	1/14	@ CHI	4-3	W		SO	24-19-3	51	t-2nd/t-7th	96, 10s, 37	Fernandez	11,091
47	1/16	EDM	1-2			L	24-20-3	51	3rd/8th	37	Fernandez	*18,568
48	1/19	@ CHI	3-0	W			25-20-3	53	3rd/8th	10, 19, 10	Fernandez	12,333
49	1/20	DAL	1-2			L	SO 25-20-4	54	3rd/8th	9	Fernandez/BACKSTROM	*18,568
50	1/26	CGY	2-1	W		SO	26-20-4	56	3rd/8th	12p	Backstrom	*18,568
51	1/27	@ CBJ	2-3			L	26-21-4	56	3rd/8th	12p, 11	Fernandez	18,136
52	1/30	@ STL	5-2	W			27-21-4	58	3rd/8th	96, 96, 38p, 38, 11	Fernandez	10,445
53	2/1	@ COL	5-3	W			28-21-4	60	t-2nd/t-7th	9p, 96, 10, 10, 9	Backstrom	17,286
54	2/3	@ ARI	1-0	W			29-21-4	62	t-2nd/t-7th	10	Backstrom	17,115
55	2/6	@ DAL	2-4			L	29-22-4	62	3rd/8th	33, 11	Backstrom	17,660
56	2/8	FLA	4-2	W			30-22-4	64	t-2nd/t-7th	21, 28, 38p, 8p	Backstrom	*18,568
57	2/10	CAR	5-4	W			31-22-4	66	t-1st/t-3rd	21, 96, 10p, 10p, 38	Backstrom	*18,568
58	2/14	VAN	2-3			L	SO 31-22-5	67	3rd/8th	38, 10	Backstrom	*18,568
59	2/17	@ NSH	4-1	W			32-22-5	69	3rd/8th	38p, 10p, 96, 92	Backstrom	17,113
60	2/18	@ STL	3-5			L	32-23-5	69	3rd/8th	18, 10p, 38	BACKSTROM/Harding	13,721
61	2/20	DAL	2-1	W			33-23-5	71	2nd/7th	12p	Backstrom	*18,568
62	2/22	@ COL	4-3	W			34-23-5	73	2nd/t-6th	18, 17, 28p, 9	Backstrom	18,007
63	2/25	EDM	4-1	W			35-23-5	75	2nd/7th	28, 8p, 10, 96	Backstrom	*18,568
64	2/28	@ CGY	1-2			L	SO 35-23-6	76	3rd/8th	38p	Backstrom/HARDING	19,289
65	3/1	@ EDM	5-0	W			36-23-6	78	2nd/t-6th	38, 10p, 92, 10, 38p	Harding	16,839
66	3/4	@ VAN	3-4			L	SO 36-23-7	79	t-2nd/t-7th	92, 10, 5p	Backstrom	16,830
67	3/6	SJ	0-3			L	36-24-7	79	3rd/8th		BACKSTROM/Fernandez	*18,568
68	3/8	@ BOS	2-1	W			37-24-7	81	2nd/t-6th	12, 96	Backstrom	13,709
69	3/9	@ BUF	5-1	W			38-24-7	83	2nd/t-5th	11, 11, 38, 3, 28s	Harding	18,690
70	3/11	COL	3-2	W		OT	39-24-7	85	2nd/7th	9p, 9, 8	Backstrom	*18,568
71	3/13	@ VAN	3-2	W		OT	40-24-7	87	2nd/7th	9, 12, 8	Backstrom	16,630
72	3/15	@ EDM	2-1	W			41-24-7	89	2nd/7th	21, 10	Backstrom	16,839
73	3/17	@ CGY	4-2	W			42-24-7	91	2nd/t-5th	10p, 19, 12, 38	Backstrom	19,289
74	3/20	ARI	3-2	W			43-24-7	93	2nd/5th			



# 2005-06 MINNESOTA WILD

# 2005-06 GAME-BY-GAME



#	POS	PLAYER	GP	TOI/G	G	A	PTS	+/-	PIM	PP	SH	GW	SOG	SH%
12	LW	BRIAN ROLSTON	82	20:21	34	45	79	14	50	15	5	7	293	11.6
10	RW	MARIAN GABORIK	65	18:26	38	28	66	6	64	10	2	7	252	15.1
96	RW	PIERRE-MARC BOUCHARD	80	15:15	17	42	59	3	28	7	0	3	118	14.4
28	C	TODD WHITE	61	17:12	19	21	40	-1	18	5	0	0	109	17.4
25	C	RANDY ROBITAILLE	67	14:44	12	28	40	-5	54	7	0	2	112	10.7
37	C	WES WALZ	82	16:30	19	18	37	7	61	1	1	0	127	15.0
32	C	MARC CHOUINARD	74	12:59	14	16	30	1	34	6	2	3	112	12.5
26	D	KURTIS FOSTER*	58	19:13	10	18	28	-3	60	6	0	2	124	8.1
9	RW	ALEXANDRE DAIGLE	46	12:59	5	23	28	-6	12	2	0	1	59	8.5
11	LW	PASCAL DUPUIS	67	16:30	10	16	26	-10	40	4	0	2	151	6.6
17	D	FILIP KUBA	65	21:46	6	19	25	0	44	1	1	1	69	8.7
21	C	MIKKO KOIVU*	64	13:17	6	15	21	-9	40	3	0	0	96	6.3
41	D	MARTIN SKOULA	78	20:49	5	16	21	6	46	3	0	1	92	5.4
20	D	ANDREI ZYUZIN	57	18:53	7	11	18	-12	50	4	0	1	80	8.8
34	D	DANIEL TJARNQVIST	60	19:46	3	15	18	-11	32	3	0	1	54	5.6
17	LW	STEPHANE VEILLEUX	71	12:58	7	9	16	-13	63	0	0	1	87	8.0
8	D	BRENT BURNS	72	14:07	4	12	16	-7	32	1	0	1	73	5.5
55	D	NICK SCHULTZ	79	17:58	2	12	14	2	43	0	0	0	45	4.4
27	RW	KYLE WANVIG	51	10:39	4	8	12	-8	64	1	0	0	55	7.3
18	RW	MATTIAS WEINHANDL	68	14:43	4	7	11	-4	24	0	0	0	57	7.0
24	LW	DEREK BOOGAARD*	65	5:23	2	4	6	2	158	0	0	1	15	13.3
83	RW	MATT FOY*	19	10:59	2	3	5	-4	16	1	0	0	21	9.5
36	D	ALEX HENRY	63	11:26	0	5	5	-4	73	0	0	0	41	0.0
7	C	ERIK WESTRUM	10	10:48	0	1	1	-1	2	0	0	0	16	0.0
23	D	SCOTT FERGUSON	15	9:11	0	0	0	-3	22	0	0	0	6	0.0
56	D	ERIK REITZ*	5	13:09	0	0	0	-2	4	0	0	0	0	0.0
44	LW	ANDREI NAZAROV	2	4:48	0	0	0	-1	6	0	0	0	0	0.0

#	GOALTENDER	GP	W	L	OT	SA	GA	GAA	SV	SV%	SO	A	PIM	MIN
35	MANNY FERNANDEZ	58	30	18	7	1612	130	2.29	1482	.919	1	3	6	3,411
30	DWAYNE ROLOSON	24	6	17	1	759	68	3.00	691	.910	1	0	6	1,361
29	JOSH HARDING*	3	2	1	0	83	8	2.59	75	.904	1	0	0	185

\* Rookie

GAME	DATE	OPPONENT	RESULT	W	L	OT	RECORD	PTS	DIVISION/ CONF. RANK	WILD GOALS (BY #)	WILD GOALTENDERS	ATT.
1	10/5	CGY	6-3	W			1-0-0	2	t-1st/t-1st	32, 8p, 27p, 32, 28, 32	Roloston	*19,398
2	10/8	@ARI	1-2	L			1-1-0	2	t-3rd/t-6th	25p	Roloston	17,799
3	10/9	@LA	1-2	L		OT	1-1-1	3	t-2nd/t-7th	37	Fernandez	17,725
4	10/12	VAN	6-0	W			2-1-1	5	t-2nd/t-5th	20p, 32, 83p, 96p, 83, 12	Roloston	*18,568
5	10/14	VAN	3-5	L			2-2-1	5	t-3rd/t-8th	37, 96p, 12p	Roloston	*18,568
6	10/16	ANA	4-1	W			3-2-1	7	2nd/6th	12p, 17p, 96, 27	Fernandez	*18,568
7	10/19	SJ	6-1	W			4-2-1	9	2nd/5th	2, 24, 32s, 96, 28, 17	Fernandez	*18,064
8	10/22	@STL	3-2	W			5-2-1	11	2nd/5th	12p, 20p, 32	Fernandez	13,903
9	10/23	@CHI	2-4	L			5-3-1	11	2nd/5th	10p, 10	Roloston	11,368
10	10/25	VAN	1-3	L			5-4-1	11	2nd/5th	9p	Fernandez	*18,568
11	10/28	@CBI	1-2	L		SO	5-4-2	12	2nd/5th	96	Roloston	15,669
12	10/29	CBI	3-1	W			6-4-2	14	2nd/5th	28p, 8, 28	Fernandez	*18,568
13	11/1	@CGY	0-3	L			6-5-2	14	2nd/6th		Fernandez	19,289
14	11/2	@VAN	1-2	L			6-6-2	14	2nd/7th	25	Roloston	18,630
15	11/5	@SJ	3-1	W			7-6-2	16	t-3rd/t-8th	12p, 12, 12	Roloston	17,496
16	11/6	@ANA	4-3	W		SO	8-6-2	18	2nd/5th	12s, 21, 19	Fernandez	14,053
17	11/8	ARI	2-4	L			8-7-2	18	t-2nd/8th	34p, 17s	ROLOSON, Fernandez	*18,568
18	11/11	@DET	1-3	L			8-8-2	18	5th/t-9th	25p	Fernandez	20,066
19	11/14	@CGY	2-3	L			8-9-2	18	5th/t-10th	21, 25p	Roloston	19,289
20	11/19	NSH	4-2	W			9-9-2	20	5th/10th	26, 19, 26, 12p	Fernandez	*18,568
21	11/23	EDM	3-4	L			9-10-2	20	5th/10th	10p, 11p, 11p	Roloston	*18,568
22	11/25	STL	5-3	W			10-10-2	22	5th/10th	37, 10, 26, 96, 96p	Fernandez	*18,568
23	11/30	CBI	2-3	L		SO	10-10-3	23	5th/11th	21p, 25	Fernandez	*18,568
24	12/1	@NSH	1-2	L			10-11-3	23	5th/11th	25p	Roloston	10,135
25	12/3	@NJ	2-3	L		SO	10-11-4	24	5th/11th	12p, 20	Fernandez	14,103
26	12/5	@NYR	1-3	L			10-12-4	24	5th/11th	11	Roloston	18,200
27	12/8	@PIT	5-0	W			11-12-4	26	5th/12th	10, 9, 37, 12, 9p	Fernandez	14,627
28	12/10	@PHI	2-3	L			11-13-4	26	5th/12th	55, 28p	Fernandez	19,592
29	12/11	BUF	2-3	L			11-14-4	26	5th/12th	21p, 12	Roloston	*18,568
30	12/13	@NYI	4-3	W			12-14-4	28	5th/12th	2, 10, 10p, 32	Fernandez	10,686
31	12/15	BOS	2-3	L			12-15-4	28	5th/12th	12p, 25p	Fernandez	*18,568
32	12/17	MTL	4-3	W		OT	13-15-4	30	5th/12th	12, 28, 12p, 26p	Roloston	*18,568
33	12/19	DAL	2-1	W			14-15-4	32	5th/t-11th	28, 10	Fernandez	*18,568
34	12/22	@COL	3-4	L			14-16-4	32	5th/t-11th	8, 20p, 21	Roloston	18,007
35	12/23	COL	5-3	W			15-16-4	34	5th/t-10th	19, 8, 28, 10, 32p	Fernandez	*18,568
36	12/26	@EDM	4-1	W			16-16-4	36	5th/t-10th	11p, 10, 12s, 28	Fernandez	16,839
37	12/28	@EDM	4-2	W			17-16-4	38	5th/t-10th	25, 10, 12p, 10	Fernandez	16,839
38	12/29	@CGY	2-4	L			17-17-4	38	5th/t-10th	27, 11	Roloston	19,289
39	12/31	VAN	4-3	W			18-17-4	40	5th/t-10th	28, 37, 26p, 25p	Fernandez	*18,568
40	1/2	@DET	4-2	W			19-17-4	42	5th/t-9th	20, 17, 12, 9	Roloston	20,066
41	1/5	COL	4-4	L			19-18-4	42	5th/t-9th	34p, 28	ROLOSON, Fernandez	*18,568
42	1/7	ANA	4-1	W			20-18-4	44	5th/9th	24, 25, 10, 28p	Fernandez	*18,568
43	1/9	DAL	1-2	L			20-19-4	44	5th/10th	25	Fernandez	*18,568
44	1/14	CGY	1-4	L			20-20-4	44	5th/12th	26p	Fernandez	*18,568
45	1/16	OTT	1-6	L			20-21-4	44	5th/12th	17	Roloston	*18,568
46	1/18	TOR	5-3	W			21-21-4	46	5th/t-11th	26p, 37, 32p, 10, 32s	Fernandez	*18,568
47	1/20	CHI	4-1	W			22-21-4	48	5th/11th	27, 10p, 27, 25p	Fernandez	10,504
48	1/22	@CHI	3-2	W			23-21-4	50	5th/11th	37p, 12, 12	Fernandez	*18,568
49	1/24	ARI	3-2	W			24-21-4	52	5th/t-9th	10, 12, 12s	Fernandez	*18,568
50	1/26	NSH	5-1	W			25-21-4	54	5th/t-9th	19, 9, 96, 28, 10	Fernandez	17,153
51	1/27	@CBI	3-4	L			25-22-4	54	5th/10th	96p, 28, 28p	Roloston	*18,568
52	1/30	DET	4-5	L			25-23-4	54	5th/11th	10, 28, 20, 17	Fernandez, ROLOSON	18,007
53	1/31	@COL	2-3	L			25-24-4	54	5th/11th	12, 10	Fernandez	15,226
54	2/2	@SJ	3-2	W		SO	26-24-4	56	5th/t-11th	25p, 10	Fernandez	17,658
55	2/4	@ARI	6-4	W			27-24-4	58	5th/10th	37, 10, 28p, 10, 97, 37	Fernandez	*18,568
56	2/7	LA	5-1	W			28-24-4	60	5th/10th	12p, 11p, 10p, 11p, 10p	Fernandez	*18,568
57	2/9	COL	1-2	L			28-25-4	60	5th/10th	28	Fernandez	16,839
58	2/10	@EDM	6-3	W			29-25-4	62	5th/10th	32, 96p, 96, 11, 20p, 37	Roloston	18,630
59	2/12	@VAN	2-3	L		OT	29-25-5	63	5th/10th	37, 11	Fernandez	18,007
60	2/28	@COL	2-4	L			29-26-5	63	5th/11th	96p, 10p	Fernandez	18,118
61	3/2	@LA	2-3	L			29-27-5	63	5th/11th	10, 10	Fernandez	17,048
62	3/3	@ANA	2-4	L			29-28-5	63	5th/11th	28, 10	Roloston	*18,568
63	3/5	COL	5-3	W			30-28-5	65	5th/10th	37, 37, 55, 10s, 12p	Fernandez	*18,568
64	3/7	LA	2-3	L		OT	30-28-6	66	5th/10th	37, 37	Fernandez	14,609
65	3/10	@STL	1-2	L		OT	30-28-7	67	5th/11th	10	Fernandez	*18,568
66	3/12	EDM	4-3	W			31-28-7	69	5th/11th	12p, 12p, 41, 96p	Fernandez	*18,568
67	3/14	EDM	1-2	L			31-29-7	69	5th/11th	26p	Fernandez	*18,568
68	3/19	CGY	2-3	L			31-30-7	69	5th/11th	32p, 37	Fernandez	*18,568
69	3/21	CGY	3-1	W			32-30-7	71	5th/11th	10p, 12s, 10	Fernandez	*18,568
70	3/22	@DAL	2-4	L			32-31-7	71	5th/11th	10p, 12p	Fernandez	*18,568
71	3/25	SJ	1-5	L			32-32-7	71	5th/11th	12	Fernandez	16,839
72	3/28	@EDM	3-2	W			33-32-7	73	5th/11th	37s, 96, 12	Fernandez	18,630
73	3/29	@VAN	1-2	L			33-33-7	73	5th/11th	12	Fernandez	18,630
74	3/31	@VAN	2-1	W		SO	34-33-7	75	5th/11th	32p	Fernandez	*18,568
75	4/2	DET										



# 2003-04 MINNESOTA WILD

# 2003-04 GAME-BY-GAME



#	POS	PLAYER	GP	TOI/G	G	A	PTS	+/-	PIM	PP	SH	GW	GTG	SOG	SH%
9	RW	ALEXANDRE DAIGLE	78	15:10	20	31	51	-4	14	6	0	3	0	145	13.8
15	LW	ANDREW BRUNETTE	82	15:32	15	34	49	3	12	7	0	3	1	90	16.7
10	RW	MARIAN GABORIK	65	18:17	18	22	40	10	20	3	0	4	0	220	8.2
33	C	SERGEI ZHOLTOK	59	16:13	13	16	29	4	19	3	0	3	1	115	11.3
24	LW	ANTTI LAAKSONEN	77	16:03	12	14	26	0	20	0	1	1	0	100	12.0
11	LW	PASCAL DUPUIS	59	15:48	11	15	26	5	20	2	0	1	0	127	8.7
18	RW	RICHARD PARK	73	16:30	13	12	25	0	28	4	0	1	1	142	9.2
37	C	WES WALZ	57	16:18	12	13	25	5	32	0	3	2	0	70	17.1
34	C	JIM DOWD	55	14:07	4	20	24	6	38	2	0	2	0	41	9.8
17	D	FILIP KUBA	77	24:06	5	19	24	-7	28	2	1	2	0	114	4.4
96	LW	PIERRE-MARC BOUCHARD	61	14:00	4	18	22	-7	22	2	0	0	0	60	6.7
32	C	MARC CHOQUINARD	45	15:58	11	10	21	4	17	3	1	2	0	70	15.7
20	D	ANDREI ZYUZIN	65	20:22	8	13	21	4	48	4	0	1	1	104	7.7
28	C	JASON WIEMER	62	13:57	7	11	18	-6	106	1	0	0	2	89	7.9
55	D	NICK SCHULTZ	79	20:19	6	10	16	12	16	1	0	0	1	72	8.3
2	D	WILLIE MITCHELL	70	22:36	1	13	14	12	83	0	0	0	0	58	1.7
19	LW	STEPHANE VEILLEUX	19	14:20	2	8	10	0	20	1	1	1	0	37	5.4
25	C	RICKARD WALLIN*	15	14:20	5	4	9	1	14	3	0	1	0	16	31.3
26	LW	CHRISTOPH BRANDNER	35	13:20	4	5	9	-2	8	1	0	0	0	50	8.0
12	LW	MATT JOHNSON	57	6:27	7	1	8	4	177	0	0	1	0	21	33.3
21	RW	ERIC CHOQUINARD	48	13:36	3	4	7	-7	6	0	0	1	0	45	6.7
36	D	ALEX HENRY	71	14:53	2	4	6	4	106	0	0	0	0	37	5.4
8	RW	BRENT BURNS*	36	13:29	1	5	6	-10	12	0	0	0	0	34	2.9
6	D	JASON MARSHALL	12	15:36	1	4	5	-1	18	1	0	0	0	16	6.3
5	D	BRAD BOMBARDIR	56	20:14	1	2	3	-10	21	0	0	1	0	38	2.6
6	D	ZBYNEK MICHALEK*	22	14:13	1	1	2	-7	4	0	0	0	0	17	5.9
4	D	BRAD BROWN	30	9:41	0	1	1	-1	54	0	0	0	0	14	0.0
14	C	DARBY HENDRICKSON	14	14:12	1	0	1	-7	6	0	0	0	0	14	7.1
71	D	TRAVIS ROCHE*	5	16:07	0	1	1	-3	0	0	0	0	0	5	0.0
27	RW	KYLE WANVIG*	6	13:48	0	1	1	-2	10	0	0	0	0	16	0.0

#	GOALTENDER	GP	W	L	T	SA	GA	GAA	SV	SV%	SO	A	PIM	MIN
30	DWAYNE ROLOSON	48	19	18	11	1,323	89	1.88	1,234	.933	5	1	8	2,847
35	MANNY FERNANDEZ	37	11	14	9	1,056	90	2.49	966	.915	2	0	2	2,166


\* Rookie

GAME	DATE	OPPONENT	RESULT	W	L	T	OTL	RECORD	PTS	DIVISION/ CONF. RANK	WILD GOALS (BY #)	WILD GOALTENDERS	ATT.
1	10/8	@ CHI	0-1		L			0-1-0-0	0	5th/15th		Rolosen	13,903
2	10/10	NYR	5-3	W				1-1-0-0	2	4th/8th	96,17,12.5,9	Fernandez	*18,568
3	10/12	SJ	2-3		L			1-2-0-0	2	5th/11th	26.8	ROLOSON/Fernandez	*18,568
4	10/16	COL	2-5		L			1-3-0-0	2	5th/14th	9p,14	Fernandez	*18,568
5	10/18	VAN	2-2			T		1-3-1-0	3	5th/14th	34p,12	Rolosen	*18,568
6	10/19	@ DAL	1-3		L			1-4-1-0	3	5th/14th	26p	Fernandez	18,213
7	10/21	CGY	2-3		L			1-5-1-0	3	5th/15th	18,20p	Rolosen	*18,064
8	10/24	@ FLA	4-3	W				2-5-1-0	5	5th/14th	18,24,9p,37	Rolosen	15,539
9	10/25	@ TB	2-3		L			2-6-1-0	5	5th/14th	96p,32p	Fernandez	16,223
10	10/28	@ BUF	3-1	W				3-6-1-0	7	5th/11th	37s,9p,15p	Fernandez	11,919
11	10/30	ATL	3-2	W				4-6-1-0	9	4th/10th	15p,37,17p	Fernandez	*18,064
12	11/1	WSH	2-1	W				5-6-1-0	11	3rd/7th	37,15p	Rolosen	*18,568
13	11/4	@ COL	4-4			T		5-6-2-0	12	3rd/7th	24,15,26,24	Fernandez	18,007
14	11/7	@ CGY	3-0	W				6-6-2-0	14	3rd/7th	32,18p,11	Rolosen	13,839
15	11/8	@ VAN	3-4		L			6-7-2-0	14	3rd/7th	11,10,9	Fernandez/ROLOSON	18,630
16	11/11	VAN	1-0	W				7-7-2-0	16	3rd/6th	33	Rolosen	*18,568
17	11/13	EDM	0-2		L			7-8-2-0	16	4th/9th		Rolosen	*18,568
18	11/15	DET	1-1			T		7-8-3-0	17	4th/8th	15p	Rolosen	*18,568
19	11/19	@ PIT	6-2	W				8-8-3-0	19	4th/8th	24,33,24,10,9,11	Rolosen	10,957
20	11/20	@ PHI	1-3		L			8-9-3-0	19	4th/9th	9	Fernandez	19,148
21	11/22	DET	2-5		L			8-10-3-0	19	4th/7th	18p,9	Rolosen	*18,568
22	11/26	DAL	1-3		L			8-11-3-0	19	5th/13th	28	Fernandez	*18,568
23	11/28	SJ	1-2		L			8-12-3-0	19	5th/14th	15	Rolosen	*18,568
24	11/30	ANA	1-1			T		8-12-4-0	20	5th/13th	37	Fernandez	*18,568
25	12/3	@ EDM	1-0	W				9-12-4-0	22	5th/13th	10p	Fernandez	16,198
26	12/5	@ CGY	1-2		L			9-13-4-0	22	5th/13th	11	Fernandez	14,669
27	12/6	@ VAN	1-1			T		9-13-5-0	23	5th/13th	26	Rolosen	18,630
28	12/9	CGY	2-1	W				10-13-5-0	25	5th/13th	20,11p	Fernandez	*18,568
29	12/11	TOR	0-1		L			10-14-5-0	25	5th/13th		Rolosen	*18,568
30	12/13	BUF	3-2	W				11-14-5-0	27	5th/13th	28,24,34	Fernandez	*18,568
31	12/15	@ ARI	5-2	W				12-14-5-0	29	4th/12th	28p,12,15,37,9	Rolosen	13,462
32	12/17	@ COL	3-2	W				13-14-5-0	31	4th/9th	11,17p,33	Rolosen	18,007
33	12/18	@ EDM	1-1			T		13-14-6-0	32	4th/9th	33p	Fernandez	16,145
34	12/20	CHI	5-2	W				14-14-6-0	34	4th/8th	37s,12,20,37,33	Rolosen	*18,568
35	12/23	NSH	3-3			T		14-14-7-0	35	4th/9th	10,18,28	Fernandez	*18,568
36	12/26	@ DET	2-2			T		14-14-8-0	36	4th/10th	10,37	Rolosen	20,066
37	12/29	@ CGY	2-2			T		14-14-9-0	37	4th/10th	11,18p	Rolosen	16,279
38	1/2	@ EDM	2-2			T		14-14-10-0	38	4th/10th	2,55	Fernandez	16,839
39	1/2	EDM	1-2		L			14-15-10-0	38	4th/11th	12	Rolosen	*18,568
40	1/4	@ COL	1-3		L			14-16-10-0	38	4th/11th	28	Fernandez	18,007
41	1/5	@ STL	1-1			T		14-16-11-0	39	4th/11th	20	Rolosen	19,411
42	1/7	CHI	7-4	W				15-16-11-0	41	4th/11th	28,21,55,18,21,11,24	Fernandez/ROLOSON	*18,568
43	1/9	ARI	0-2		L			15-17-11-0	41	4th/11th		Rolosen	*18,568
44	1/12	NSH	3-3			T		15-17-12-0	42	4th/11th	18,17s,33	Fernandez	*18,568
45	1/14	LA	2-2			T		15-17-13-0	43	4th/11th	15p,55	Rolosen	*18,568
46	1/16	PIT	4-2	W				16-17-13-0	45	4th/11th	15,9,17,24	Rolosen	*18,568
47	1/17	@ STL	2-2			T		16-17-14-0	46	4th/11th	96,55p	Fernandez	19,530
48	1/19	@ NSH	0-2		L			16-18-14-0	46	4th/11th		Fernandez	11,572
49	1/21	CHI	4-2	W				17-18-14-0	48	4th/10th	11,18,34,18	Rolosen	*18,568
50	1/23	@ ANA	2-6		L			17-19-14-0	48	4th/11th	9p,9p	Rolosen	17,174
51	1/24	@ SJ	0-4		L			17-20-14-0	48	4th/11th		Fernandez	17,496
52	1/26	@ LA	2-2			T		17-20-15-0	49	4th/11th	18p,34p	Rolosen	18,118
53	1/29	MTL	2-3			OTL		17-20-15-1	50	4th/11th	23p,24	Rolosen	*18,568
54	1/31	@ CBJ	1-2			OTL		17-20-15-2	51	4th/11th	33	Rolosen	18,136
55	2/2	STL	4-0	W				18-20-15-2	53	4th/10th	37,33,11,37s	Rolosen	*18,064
56	2/4	@ NYR	4-3	W				19-20-15-2	55	4th/10th	24,33p,33p,10	Rolosen	18,200
57	2/10	LA	1-3		L			19-21-15-2	55	4th/10th	15p	Rolosen	*18,568
58	2/13	EDM	3-0	W				20-21-15-2	57	4th/10th	33,32,11p	Rolosen	*18,568
59	2/15	CGY	1-2		L			20-22-15-2	57	4th/10th	33	Rolosen	*18,568
60	2/17	@ NJ	4-4			T		20-22-16-2	58	4th/10th	10,33,10,10p	Fernandez	12,426
61	2/19	VAN	6-2	W				21-22-16-2	60	4th/10th	32,24s,15,32,36,10	Rolosen	*18,568
62	2/22	COL	1-3		L			21-23-16-2	60	5th/11th	32	Rolosen	*18,568
63	2/26	@ NSH	0-4		L			21-24-16-2	60	5th/12th		Fernandez	13,033
64	2/27	@ DAL	1-3		L			21-25-16-2	60	5th/12th	15	Fernandez	18,532
65	2/29	CAR	3-3			T		21-25-17-2	61	5th/12th	20p,20,10	Fernandez	*18,568
66	3/3	@ ANA	0-2		L			21-26-17-2	61	5th/12th		Fernandez	12,747
67	3/4	@ LA	1-1			T		21-26-18-2	62	5th/12th	28	Rolosen	18,118
68	3/7	@ ARI	1-1			T		21-26-19-2	63	5th/12th	15	Rolosen	14,603
69	3/9	@ SJ	4-3	W				22-26-19-2	65	5th/12th	12,15,6,9	Fernandez	14,703
70	3/10	@ VAN	1-1			T		22-26-20-2	66	5th/12th	15p		



# 2002-03 MINNESOTA WILD

# 2002-03 GAME-BY-GAME



#	POS	PLAYER	GP	TOI/G	G	A	PTS	+/-	PIM	PP	SH	GW	GTG	SOG	SH%
10	LW	MARIAN GABORIK	81	17:24	30	35	65	12	46	5	1	8	0	280	10.7
11	LW	PASCAL DUPUIS	80	17:30	20	28	48	17	44	6	0	4	1	183	10.9
7	C	CLIFF RONNING	80	17:25	17	31	48	-6	24	8	0	5	0	171	9.9
15	LW	ANDREW BRUNETTE	82	14:29	18	28	46	-10	30	9	0	2	3	97	18.5
33	RW	SERGEI ZHOLTOK	78	16:36	16	26	42	1	18	3	0	2	2	153	10.5
37	C	WES WALZ	80	15:56	13	19	32	11	63	0	0	4	0	115	11.3
24	LW	ANTTI LAAKSONEN	82	15:55	15	16	31	4	26	1	2	4	2	106	14.2
17	D	FILIP KUBA	78	23:56	8	21	29	0	29	4	2	1	0	129	6.2
34	C	JIM DOWD	78	13:03	8	17	25	-1	31	3	1	2	0	79	10.1
18	RW	RICHARD PARK	81	16:36	14	10	24	-3	16	2	2	3	1	149	9.4
96	C	PIERRE-MARC BOUCHARD*	50	13:16	7	13	20	1	18	5	0	1	0	53	13.2
20	D	ANDREI ZYUZIN	67	21:38	4	13	17	-8	36	2	0	0	0	113	3.5
5	D	BRAD BOMBARDIR	58	22:01	1	14	15	15	16	1	0	0	0	55	1.8
2	D	WILLIE MITCHELL	69	21:28	2	12	14	13	84	0	1	1	0	67	3.0
77	D	LUBOMIR SEKERAS	60	18:52	2	9	11	-12	30	1	0	1	0	50	4.0
28	LW	JEREMY STEVENSON	32	10:48	5	6	11	6	69	1	0	1	0	29	17.2
55	D	NICK SCHULTZ	75	18:28	3	7	10	11	23	0	0	1	0	70	4.3
16	RW	BILL MUCKALT	8	13:00	5	3	8	5	6	0	0	0	0	13	38.5
12	L	MATT JOHNSON	60	7:24	3	5	8	-8	201	0	0	1	0	24	12.5
14	C	DARBY HENDRICKSON	28	15:16	1	5	6	-3	8	0	0	0	0	34	2.9
23	D	JASON MARSHALL	45	11:24	1	5	6	4	69	0	0	0	0	40	2.5
4	D	BRAD BROWN	57	9:14	0	1	1	-1	90	0	0	0	0	10	0.0
19	LW	STEPHANE VEILLEUX*	38	12:08	3	2	5	-6	23	1	0	0	0	52	5.8
3	D	LADISLAV BENYSEK	14	11:26	0	0	0	-3	8	0	0	0	0	7	0.0
27	RW	KYLE WANVIG*	7	9:14	1	0	1	0	13	0	0	0	0	5	20.0
25	C	RICKARD WALLIN*	4	7:44	1	0	1	1	0	0	0	1	0	1	100.0
9	LW	HNAT DOMENICHELLI	1	11:11	0	0	0	0	0	0	0	0	0	1	0.0
6	LW	JEAN-GUY TRUDEL	1	5:37	0	0	0	0	2	0	0	0	0	0	0.0
38	D	CURTIS MURPHY	1	8:56	0	0	0	0	0	0	0	0	0	0	0.0

#	GOALTENDER	GP	W	L	T	SA	GA	GAA	SV	SV%	SO	A	PIM	MIN
30	DWAYNE ROLOSON	50	23	16	8	1,334	98	2.00	1,236	.927	4	1	4	2,945
35	MANNY FERNANDEZ	34	19	13	2	972	74	2.24	898	.924	2	1	6	1,979
31	DIETER KOCHAN	1	0	1	0	28	5	5.00	23	.821	0	0	0	60

\* Rookie

GAME	DATE	OPPONENT	RESULT	W	L	T	OTL	RECORD	PTS	DIVISION/CONF. RANK	WILD GOALS (BY #)	WILD GOALTENDERS	ATT.
1	10/11	BOS	5-1	W				1-0-0-0	2	1st/2nd	18p,37,15,33,34s	Fernandez	*18,568
2	10/12	@ STL	2-2				T	1-0-1-0	3	2nd/5th	7p,15p	Roloston	16,294
3	10/15	FLA	4-1	W				2-0-1-0	5	1st/2nd	16,24s,5p,16	Fernandez	*18,064
4	10/17	DAL	3-1	W				3-0-1-0	7	1st/1st	10p,10,16	Fernandez	*18,568
5	10/19	DET	3-5		L			3-1-1-0	7	2nd/5th	37,16,24	Roloston	*19,344
6	10/22	CGY	4-3	W				4-1-1-0	9	1st/1st	16,10p,24,7p	Fernandez	*18,064
7	10/24	@ CHI	3-2	W				5-1-1-0	11	1st/1st	11,15p,15	Roloston	11,137
8	10/26	@ ARI	6-1	W				6-1-1-0	13	1st/1st	15p,10,11,10,37,15p	Fernandez	10,236
9	10/27	@ COL	3-3				T	6-1-2-0	14	1st/1st	19p,11,24	Roloston	18,007
10	10/29	COL	3-2	W				7-1-2-0	16	1st/1st	10p,33,77	Fernandez	*18,568
11	10/31	SJ	2-1	W				8-1-2-0	18	1st/1st	33,33	Roloston	*18,064
12	11/2	VAN	2-4		L			8-2-2-0	18	1st/1st	10,7	Fernandez	*18,568
13	11/4	@ LA	5-2	W				9-2-2-0	20	1st/1st	10p,10s,7,10,24	Roloston	15,693
14	11/7	@ ARI	1-4		L			9-3-2-0	20	1st/1st	11	FERNANDEZ/Roloston	11,107
15	11/9	@ SJ	4-2	W				10-3-2-0	22	1st/2nd	7p,10,96p,37	Roloston	17,496
16	11/10	@ ANA	0-1		L			10-4-2-0	22	1st/2nd		Fernandez	14,070
17	11/12	EDM	2-3		L			10-5-2-0	22	1st/2nd	15,11p	Roloston	*18,064
18	11/14	PIT	1-1				T	10-5-3-0	23	1st/2nd	18	Fernandez	*18,568
19	11/16	WSH	1-0	W				11-5-3-0	25	1st/2nd	11	Roloston	*18,568
20	11/19	LA	2-2				T	11-5-4-0	26	1st/2nd	10,33	Roloston	*18,064
21	11/21	@ WSH	4-3	W				12-5-4-0	28	2nd/4th	24,19,15p,11	Roloston	12,838
22	11/23	NSH	4-2	W				13-5-4-0	30	2nd/3rd	15,10,10p,10	Fernandez	*18,568
23	11/25	VAN	1-2		L			13-6-4-0	30	2nd/3rd	15	Fernandez	*18,064
24	11/27	@ DAL	0-5		L			13-7-4-0	30	2nd/4th		Fernandez	18,532
25	11/29	COL	2-2				T	13-7-5-0	31	2nd/4th	18p,24	Roloston	*18,568
26	12/3	@ EDM	1-2				OTL	13-7-5-1	32	1st/3rd	11	Fernandez	15,527
27	12/5	@ CGY	1-1				T	13-7-6-1	33	1st/2nd	15	Roloston	14,118
28	12/7	@ VAN	4-2	W				14-7-6-1	35	2nd/4th	17p,10,10,10	Roloston	18,422
29	12/10	TB	5-3	W				15-7-6-1	37	2nd/4th	96p,18,37,10,2s	Fernandez	*18,064
30	12/12	@ DET	3-2	W				16-7-6-1	39	1st/2nd	37,18,25	Roloston	20,058
31	12/14	@ NSH	1-3		L			16-8-6-1	39	2nd/4th	15p	Fernandez	14,224
32	12/15	CAR	2-1		L			17-8-6-1	41	2nd/4th	7,17p	Roloston	*18,568
33	12/17	EDM	4-3	W				18-8-6-1	43	2nd/3rd	27,10,18,18	Fernandez	*18,568
34	12/19	NYI	2-4		L			18-9-6-1	43	2nd/4th	33,7	Roloston	*18,568
35	12/21	@ COL	2-4		L			18-10-6-1	43	2nd/4th	10,34p	Fernandez	18,007
36	12/23	CGY	2-3		L			18-11-6-1	43	2nd/5th	18s,10	Roloston	*18,568
37	12/26	@ CHI	2-2				T	18-11-7-1	44	2nd/4th	37,19	Roloston	18,863
38	12/28	@ BUF	4-3	W				19-11-7-1	46	2nd/4th	10,17p,34,24	Fernandez	12,006
39	12/31	ANA	4-1	W				20-11-7-1	48	2nd/4th	28,55,12,24	Roloston	*18,568
40	1/2	@ EDM	2-1	W				21-11-7-1	50	2nd/5th	20,34	Fernandez	16,839
41	1/4	@ CGY	2-3		L			21-12-7-1	50	2nd/5th	20p,15	Roloston	15,974
42	1/6	LA	2-3		L			21-13-7-1	50	2nd/5th	33p,11	Fernandez/ROLOSON	*18,568
43	1/8	CBJ	1-2		L			21-14-7-1	50	2nd/6th	96	Roloston	*18,568
44	1/10	ARI	2-1	W				22-14-7-1	52	2nd/5th	20p,7p	Roloston	*18,568
45	1/14	BUF	0-1		L			22-15-7-1	52	2nd/5th		Roloston	*18,568
46	1/16	VAN	5-2	W				23-15-7-1	54	2nd/5th	18,11p,28,11,10	Roloston	*18,568
47	1/18	ANA	0-1		L			23-16-7-1	54	2nd/5th		Roloston	*18,568
48	1/20	@ ANA	2-1	W				24-16-7-1	56	2nd/5th	55,24	Roloston	13,331
49	1/23	@ LA	2-1	W				25-16-7-1	58	2nd/5th	96p,10	Roloston	16,480
50	1/25	@ SJ	1-4		L			25-17-7-1	58	2nd/5th	10	Roloston	17,496
51	1/28	@ VAN	2-2				T	25-17-8-1	59	2nd/5th	55,33	Roloston	18,422
52	1/29	@ EDM	1-5		L			25-18-8-1	59	2nd/5th	34	Kochan	16,469
53	2/5	CHI	2-1	W				26-18-8-1	61	3rd/6th	17p,37	Roloston	*18,568
54	2/7	SJ	4-3	W				27-18-8-1	63	3rd/6th	18,11p,24s	Roloston	*18,568
55	2/9	@ NJ	2-3		L			27-19-8-1	63	2nd/5th	96p,11	Roloston	16,744
56	2/10	@ PHI	1-0	W				28-19-8-1	65	3rd/6th	11	Fernandez	19,143
57	2/12	PHI	2-0	W				29-19-8-1	67	3rd/6th	7p,37	Roloston	*18,568
58	2/14	ARI	2-3		L			29-20-8-1	67	3rd/6th	18s,7	Fernandez	*18,568
59	2/15	@ COL	2-3		L			29-21-8-1	67	3rd/7th	34,11	Fernandez	18,007
60	2/19	NYR	2-4		L			29-22-8-1	67	3rd/7th	15p,33p	Roloston	*18,568
61	2/23	STL	3-1	W				30-22-8-1	69	3rd/6th	37,37,17s	Fernandez	*18,568
62	2/25	@ OTT	3-0	W				31-22-8-1	71	3rd/7th	18,77p,10	Roloston	17,371
63	2/27	@ MTL	6-3	W				32-22-8-1	73	3rd/6th	18,37,33p,10,7,7	Fernandez	21,273
64	3/1	@ STL	0-2		L			32-23-8-1	73	3rd/6th		Roloston	19,645
65	3/4	NJ	3-2	W				33-23-8-1	75	3rd/6th	15,20,2	Fernandez	*18,568
66	3/6	@ NSH	2-2				T	33-23-9-1	76	3rd/6th	33,11p	Fernandez	13,540
67	3/7	@ CAR	0-1		L			33-24-9-1	76	3rd/6th		Roloston	13,224
68	3/9	@ ATL	6-4	W				34-24-9-1	78	3rd/7th	34p,33,33,17,11,28	Roloston/FERNANDEZ	15,484
69	3/12	DAL	4-2	W				35-24-9-1	80	3rd/6th	14,17s,15p,24	Fernandez	*18,568
70	3/14	NSH	3-1	W				36-24-9-1	82	3rd/6th	96,34p,7	Roloston	*18,568
71	3/15	@ CBJ	0-5		L								



# 2001-02 MINNESOTA WILD

# 2001-02 GAME-BY-GAME



#	POS	PLAYER	GP	TOI/G	G	A	PTS	+/-	PIM	PP	SH	GW	GTG	SOG	SH%
15	LW	ANDREW BRUNETTE	81	16:02	21	48	69	-4	18	10	0	2	1	106	19.8
10	LW	MARIAN GABORIK	78	16:47	30	37	67	0	34	10	0	4	1	221	13.6
34	C	JIM DOWD	82	15:34	13	30	43	-14	54	5	0	1	0	111	11.7
33	RW	SERGEI ZHOLTOK	73	16:04	19	20	39	-10	28	1	0	2	1	146	13.0
24	LW	ANTTI LAAKSONEN	82	16:20	16	17	33	-5	22	0	0	1	0	104	15.4
37	C	WES WALZ	64	16:42	10	20	30	0	43	0	2	5	0	97	10.3
11	LW	PASCAL DUPUIS*	76	15:08	15	12	27	-10	16	3	2	0	0	154	9.7
18	C	RICHARD PARK	63	16:28	10	15	25	-1	10	2	1	2	0	115	8.7
14	C	DARBY HENDRICKSON	68	16:43	9	15	24	-22	50	2	2	1	0	79	11.4
17	D	FILIP KUBA	62	25:30	5	19	24	-6	32	3	0	1	0	101	5.0
77	D	LUBOMIR SEKERAS	69	22:37	4	20	24	-7	38	4	0	1	0	82	4.9
22	RW	STACY ROEST	58	15:50	10	11	21	-3	8	1	4	2	1	98	10.2
44	C	AARON GAVEY	71	11:55	6	11	17	-21	38	1	0	0	0	75	8.0
2	D	WILLIE MITCHELL	68	21:25	3	10	13	-16	68	0	0	1	0	67	4.5
23	D	JASON MARSHALL	80	16:18	5	6	11	-8	148	1	0	0	0	73	6.8
55	D	NICK SCHULTZ*	52	16:08	4	6	10	0	14	1	0	1	0	47	8.5
3	D	LADISLAV BENYSEK	74	19:09	1	7	8	-12	28	0	0	0	0	44	2.3
9	LW	HNAT DOMENICHELLI	27	12:40	1	5	6	-5	10	0	0	0	0	57	1.8
25	D	ANDY SUTTON	19	10:57	2	4	6	-4	35	1	0	0	0	21	9.5
18	C	SEBASTIEN BORDELEAU	14	13:35	1	4	5	-1	8	0	0	0	0	25	4.0
26	RW	TONY VIRTA	8	13:23	2	3	5	0	0	0	0	0	0	15	13.3
12	LW	MATT JOHNSON	60	7:23	4	0	4	-13	183	0	0	1	0	23	0.0
4	D	BRAD BROWN	51	15:54	0	4	4	-11	123	0	0	0	0	23	17.4
5	D	BRAD BOMBARDIR	28	20:33	1	2	3	-6	14	1	0	0	0	24	4.2
31	C	ROMAN SIMICEK	6	13:16	2	0	2	1	8	0	0	0	0	28	0.0
23	RW	SERGEI KRIVOKRASOV	9	12:13	1	1	2	-1	17	0	0	1	0	13	7.7
36	LW	SYLVAIN BLOUIN	43	9:51	0	2	2	-11	130	0	0	0	0	4	50.0
6	D	MIKE MATTEUCCI	3	10:06	0	0	0	1	2	0	0	0	0	0	0.0
39	D	TRAVIS ROCHE*	4	12:30	0	0	0	-1	2	0	0	0	0	0	0.0
19	D	DAVID CULLEN*	17	14:02	0	0	0	-8	6	0	0	0	0	1	0.0

#	GOALTENDER	GP	W	L	T	SA	GA	GAA	SV	SV%	SO	A	PIM	MIN
30	DWAYNE ROLOSON	45	14	20	7	1,132	112	2.68	1,020	.901	5	0	8	2,506
35	MANNY FERNANDEZ	44	12	24	5	1,157	125	.892	1,032	.892	1	0	4	2,463
31	DEREK GUSTAFSON	1	0	0	0	7	0	0.00	7	1.000	0	0	0	26

\* Rookie

GAME	DATE	OPPONENT	RESULT	W	L	T	OTL	RECORD	PTS	DIVISION/CONF. RANK	WILD GOALS (BY #)	WILD GOALTENDERS	ATT.
1	10/6	@ SJ	0-0				T	0-0-1-0	1	4th/1-11th		Rolason	16,774
2	10/7	@ LA	4-3	W				1-0-1-0	3	2nd/3rd	15, 22, 71, 2	Fernandez	16,354
3	10/10	BOS	2-1	W				2-0-1-0	5	2nd/2nd		Fernandez	*18,568
4	10/12	CHI	6-4	W				3-0-1-0	7	1-1st/1-1st	42, 34, 22, 17, 15, 42	Rolason	*18,568
5	10/14	EDM	3-3				T	3-0-2-0	8	3rd/3-3rd	77, 22, 10	Fernandez	*18,064
6	10/16	SJ	3-3				T	3-0-3-0	9	1-1st/2-nd	10, 34, 24	Rolason	*18,064
7	10/19	STL	3-2				OTL	3-0-3-1	10	3rd/4th	33, 44	Fernandez	*18,568
8	10/24	CAR	3-7	L				3-1-3-1	10	1-3rd/4-5th	34, 15, 10	FERNANDEZ/Rolason	*18,064
9	10/27	@ CGY	2-4	L				3-2-3-1	10	4th/10th	10, 12	Rolason	14,088
10	10/30	@ NSH	4-2	W				4-2-3-1	12	4th/7-7th	14, 15, 25, 14	Rolason	12,522
11	10/31	NSH	4-6	L				4-3-3-1	12	4th/10th	31, 37, 34, 10	Fernandez	*18,064
12	11/2	COL	4-2	W				5-3-3-1	14	1-3rd/4-8th	15, 24, 34, 31	Rolason	*19,014
13	11/4	EDM	0-2	L				5-4-3-1	14	1-3rd/9th		Rolason	*18,064
14	11/6	@ NYR	1-3	L				5-5-3-1	14	4th/10th	11	Fernandez	17,454
15	11/8	@ BOS	5-3	W				6-5-3-1	16	3rd/7-7th	34, 17, 15, 33, 15	Rolason	12,235
16	11/11	VAN	0-5	L				6-6-3-1	16	3rd/9th		FERNANDEZ/Rolason	*18,568
17	11/13	ATL	4-2	W				7-6-3-1	18	3rd/7-7th	10, 10, 10, 11	Rolason	*18,064
18	11/14	@ COL	0-1	L				7-7-3-1	18	3rd/7-7th		Rolason	18,007
19	11/16	@ DET	3-8	L				7-8-3-1	18	5th/11th	18, 44, 15	ROLOSON/Fernandez	20,058
20	11/18	LA	2-2				T	7-8-4-1	19	5th/11th	33, 10	Rolason	*18,064
21	11/20	@ ARI	1-2				OTL	7-8-4-2	20	t-4th/1-10th	10	Rolason	10,480
22	11/21	@ SJ	2-0	W				8-8-4-2	22	t-3rd/4-7th	14, 34	Fernandez	17,496
23	11/23	ARI	5-2	W				9-8-4-2	24	3rd/6th	34, 11, 37, 10, 10	Rolason	*18,568
24	11/25	DAL	3-4	L				9-9-4-2	24	t-4th/7-7th	34, 77, 11	Rolason	*19,042
25	11/27	VAN	2-1	W				10-9-4-2	26	3rd/6th	33, 11	Fernandez	*18,064
26	11/29	FLA	6-0	W				11-9-4-2	28	3rd/6th	55, 11, 33, 24, 10, 44	Rolason	*18,064
27	12/2	STL	4-4				T	11-9-5-2	29	3rd/8th	3, 14, 11, 15	Rolason	*18,568
28	12/5	@ CHI	2-4	L				11-10-5-2	29	4th/10th	77, 2	Fernandez	11,085
29	12/8	@ PHI	1-5	L				11-11-5-2	29	4th/10th		ROLOSON/Fernandez	19,548
30	12/10	@ MTL	0-4	L				11-12-5-2	29	4th/10th	37	Fernandez	17,727
31	12/14	@ PIT	5-2	W				12-12-5-2	31	4th/10th	33, 33, 10, 11, 37	Fernandez	13,378
32	12/16	COL	2-3				OTL	12-12-5-3	32	t-4th/9-9th	34, 14	Rolason	*18,568
33	12/18	ANA	1-5	L				12-13-5-3	32	t-4th/1-11th	15	Fernandez	*18,568
34	12/22	@ VAN	2-1	W				13-13-5-3	34	4th/11th	33, 37	Fernandez	16,337
35	12/23	@ WSH	3-6	L				13-14-5-3	34	4th/11th	34, 15, 44	Rolason	18,007
36	12/26	DET	3-3				T	13-14-6-3	35	4th/11th	23, 18, 2	Fernandez	*18,568
37	12/28	@ EDM	2-3	L				13-15-6-3	35	4th/11th	44, 15	Rolason	16,839
38	12/29	@ CGY	3-4	L				13-16-6-3	35	5th/12th	23, 11, 12	Fernandez	16,730
39	12/31	@ DET	2-4	L				13-17-6-3	35	5th/12th	14, 10	Fernandez	20,058
40	1/2	TB	2-0	W				14-17-6-3	37	4th/11th	10, 14	Rolason	*18,568
41	1/4	NSH	2-1	W				15-17-6-3	39	4th/10-10th	15, 77	Fernandez	*18,568
42	1/6	BUF	1-4	L				15-18-6-3	39	5th/12th	24	Rolason	*18,568
43	1/8	MTL	4-2	W				16-18-6-3	41	4th/11th	24, 37, 37, 33	Fernandez	*18,568
44	1/10	@ NSH	2-2				T	16-18-7-3	42	4th/11th	33, 33	Rolason	12,734
45	1/11	ANA	2-2				T	16-18-8-3	43	4th/11th	17, 24	Fernandez	*18,568
46	1/13	DAL	1-3	L				16-19-8-3	43	t-4th/1-11th	24	Fernandez	*18,568
47	1/15	@ CAR	0-2	L				16-20-8-3	43	5th/12th		Rolason	10,712
48	1/18	@ CBJ	3-1	W				17-20-8-3	45	t-4th/1-11th	17, 17, 10	Fernandez	18,136
49	1/19	@ OTT	1-4	L				17-21-8-3	45	5th/12th	37	Fernandez	17,398
50	1/23	@ ANA	2-3				OTL	17-21-8-4	46	5th/12th	18, 10	Rolason	9,511
51	1/24	@ LA	1-4	L				17-22-8-4	46	5th/13th	55	Fernandez	19,917
52	1/26	NY	2-2				T	17-22-9-4	47	5th/12th	14, 22	Rolason	*18,568
53	1/28	CGY	2-3				OTL	17-22-9-5	48	5th/12th	33, 15	Fernandez	*18,568
54	1/30	LA	0-2	L				17-23-9-5	48	5th/13th		Rolason	*18,568
55	2/5	@ TOR	1-3	L				17-24-9-5	48	5th/13th	11	Fernandez	19,217
56	2/6	@ WSH	1-2	L				17-25-9-5	48	5th/14th	18	Rolason	16,224
57	2/8	COL	0-6	L				17-26-9-5	48	5th/14th		FERNANDEZ/Rolason	*18,568
58	2/10	NYI	4-3	W				18-26-9-5	50	5th/13th	11, 18, 33, 33	Rolason	*18,568
59	2/12	@ CBJ	3-3				T	18-26-10-5	51	5th/13th	33, 23, 33	Fernandez	18,136
60	2/13	DET	0-2	L				18-27-10-5	51	5th/13th		Rolason	*18,568
61	2/27	@ ANA	5-3	W				19-27-10-5	53	5th/13th	23, 55, 5, 12, 24	Rolason	10,022
62	3/2	@ VAN	3-6	L				19-28-10-5	53	5th/13th	12, 22, 34	FERNANDEZ/Rolason	18,422
63	3/5	NYR	2-3				OTL	19-28-10-6	54	5th/13th	10, 24	Rolason	*18,568
64	3/7	@ STL	3-0	W				20-28-10-6	56	5th/13th	24, 10, 10	Rolason	18,792
65	3/8	@ DAL	5-3	W				21-28-10-6	58	5th/13th	10, 14, 15, 22, 11	Fernandez	18,532
66	3/10	CBJ	5-0	W				22-28-10-6	60	5th/13th	10, 10, 11, 10, 33	Rolason	*18,568
67	3/12	OTT	3-4				OTL	22-28-10-7	61	5th/12th	18, 15, 11	Fernandez	*18,064
68	3/17	ARI	2-2				T	22-28-11-7	62	5th/12th	10,		





# 2000-01 MINNESOTA WILD

# 2000-01 GAME-BY-GAME



#	POS	PLAYER	GP	TOI/G	G	A	PTS	+/-	PIM	PP	SH	GW	GTG	SOG	SH%
18	C	SCOTT PELLERIN	58	18:40	11	28	39	6	45	2	2	2	0	117	9.4
10	LW	MARIAN GABORIK*	71	15:26	18	18	36	-6	32	6	0	3	0	179	10.1
77	D	LUBOMIR SEKERAS	80	21:13	11	23	34	-8	52	4	0	2	0	102	10.8
37	C	WES WALZ	82	16:45	18	12	30	-8	37	0	7	3	0	152	11.8
17	D	FILIP KUBA*	75	24:16	9	21	30	-6	28	4	0	4	1	141	6.4
14	C	DARBY HENDRICKSON	72	15:50	18	11	29	1	36	3	1	1	1	114	15.8
34	C	JIM DOWD	68	17:50	7	22	29	-6	80	0	0	0	1	92	7.6
24	LW	ANTTI LAAKSONEN	82	16:27	12	16	28	-7	24	0	2	1	0	129	9.3
22	C	STACY ROEST	76	14:01	7	20	27	3	20	1	0	1	0	125	5.6
44	C	AARON GAVEY	75	14:00	10	14	24	-8	52	1	0	2	0	100	10.0
25	RW	SERGEI KRIVOKRASOV	54	13:05	7	15	22	-1	20	2	0	1	0	107	6.5
21	D	SEAN O'DONNELL	63	23:00	4	12	16	-2	128	1	0	1	0	58	6.9
5	D	BRAD BOMBARDIR	70	20:50	0	15	15	-6	42	0	0	0	0	81	0.0
21	LW	CAM STEWART	54	13:12	4	9	13	-3	18	0	1	0	1	61	6.6
20	RW	MAXIM SUSHINSKY	30	14:01	7	4	11	-7	29	3	0	0	0	62	11.3
19	RW	JEFF NIELSEN	59	13:33	3	8	11	-16	4	1	0	1	0	82	3.7
2	D	WILLIE MITCHELL*	17	20:49	1	7	8	4	11	0	0	0	0	16	6.3
42	D	ANDY SUTTON	69	12:55	3	4	7	-11	131	2	0	0	0	64	4.7
3	D	LADISLAV BENYSEK*	71	18:25	2	5	7	-11	38	1	0	0	0	48	4.2
45	LW	PETER BARTOS	13	13:55	4	2	6	2	6	1	0	1	0	18	22.2
16	C	ROMAN SIMICEK	28	12:44	2	4	6	-4	21	0	0	0	0	14	14.3
36	LW	SYLVAIN BLOUIN	41	9:54	3	2	5	-5	117	0	0	0	0	37	8.1
7	D	CURTIS LESCHYSHYN	54	19:31	2	3	5	-2	19	1	0	1	0	43	4.7
23	LW	PAVEL PATERA	20	14:27	1	3	4	-8	4	0	0	0	0	14	7.1
12	LW	MATT JOHNSON	50	7:43	1	1	2	-6	137	0	0	0	0	21	4.8
23	LW	STEVE MCKENNA	20	7:59	1	1	2	0	19	0	0	0	0	12	8.3
11	LW	KAI NURMINEN	2	15:34	1	0	1	-1	2	0	0	0	0	1	100.0
11	LW	PASCAL DUPUIS*	4	15:36	1	0	1	0	4	1	0	0	0	8	12.5
15	D	J.J. DAIGNEAULT	1	11:38	0	0	0	-1	2	0	0	0	0	0	0.0
6	D	TRAVIS ROCHE*	1	15:22	0	0	0	0	0	0	0	0	0	0	0.0
40	D	CHRIS ARMSTRONG*	3	18:06	0	0	0	-3	0	0	0	0	0	4	0.0
26	RW	CHRISTIAN MATTE*	3	13:21	0	0	0	0	2	0	0	0	0	8	0.0
28	D	MIKE MATTEUCCI	3	11:29	0	0	0	-2	2	0	0	0	0	3	0.0
32	C	BRIAN BONIN	7	9:46	0	0	0	-3	0	0	0	0	0	7	0.0

#	GOALTENDER	GP	W	L	T	SA	GA	GAA	SV	SV%	SO	A	PIM	MIN
35	MANNY FERNANDEZ	42	19	17	4	1,147	92	2.24	1,055	.920	4	1	6	2,461
29	JAMIE MCLENNAN	38	5	23	9	1,032	98	2.64	934	.905	2	1	4	2,230
30	DEREK GUSTAFSON	4	1	3	0	97	10	2.51	87	.897	0	0	0	239
31	ZAC BIERK	1	0	1	0	27	6	6.00	21	.778	0	0	2	60

\* Rookie

GAME	DATE	OPPONENT	RESULT	W	L	T	OTL	RECORD	PTS	DIVISION/ CONF. RANK	WILD GOALS (BY #)	WILD GOALTENDERS	ATT.
1	10/6	@ ANA	1-3	L				0-1-0-0	0	0/0	10	McLennan	16,520
2	10/7	@ ARI	1-4	L				0-2-0-0	0	5th/14th	34	Fernandez	13,089
3	10/11	PHI	3-3			T		0-2-1-0	1	5th/14th	14, 10, 37	Fernandez	*18,827
4	10/13	@ STL	0-2	L				0-3-1-0	1	4th/14th		McLennan	19,576
5	10/15	EDM	3-5	L				0-4-1-0	1	5th/15th	77, 20, 20	McLennan	*18,064
6	10/18	TB	6-5	W				1-4-1-0	3	5th/15th	20, 21, 20, 33, 10, 10	McLennan	*18,064
7	10/20	SJ	1-3	L				1-5-1-0	3	5th/14th	12	McLennan	*18,064
8	10/22	FLA	0-0			T		1-5-2-0	4	5th/14th		McLennan	*18,064
9	10/24	@ MTL	2-2					1-5-3-0	5	5th/14th	37, 24	McLennan	19,011
10	10/25	@ TOR	1-6	L				1-6-3-0	5	5th/14th	37	McLENNAN/Fernandez	19,114
11	10/27	CGY	3-1	W				2-6-3-0	7	5th/14th	14, 17, 44	Fernandez	*18,064
12	10/29	CHI	2-3	L				2-7-3-0	7	5th/13th	10, 33	Fernandez	*18,064
13	11/3	@ EDM	0-3	L				2-8-3-0	7	4th/13th		McLennan	12,811
14	11/5	@ CGY	3-2	W				3-8-3-0	9	4th/13th	37, 37, 24	Fernandez	15,330
15	11/7	@ COL	0-2	L				3-9-3-0	9	4th/13th		McLennan	18,007
16	11/8	CGY	0-1	L				3-10-3-0	9	5th/14th		Fernandez	*18,064
17	11/10	@ CHI	5-2	W				4-10-3-0	11	5th/15th	21, 17, 10, 22, 24	Fernandez	15,348
18	11/12	EDM	4-5				OTL	4-10-3-1	12	5th/15th	77, 77, 16, 22	Fernandez	*18,064
19	11/15	NYR	2-3	L				4-11-3-1	12	5th/15th	11, 77	Fernandez	*18,568
20	11/17	@ BUF	1-3	L				4-12-3-1	12	5th/15th	45	McLennan	16,590
21	11/18	@ BOS	6-1	W				5-12-3-1	14	5th/15th	20, 77, 77, 20, 14, 45	Fernandez	14,465
22	11/22	CGY	1-1			T		5-12-4-1	15	5th/15th	19	McLennan	*18,064
23	11/24	CHI	2-0	W				6-12-4-1	17	5th/15th	45, 20	Fernandez	*18,658
24	11/26	VAN	4-2	W				7-12-4-1	19	5th/14th	24, 24, 37, 24	Fernandez	*18,064
25	11/28	@ SJ	1-4	L				7-13-4-1	19	4th/13th	3	McLennan	17,247
26	11/30	@ ARI	0-2	L				7-14-4-1	19	5th/14th		Fernandez	12,447
27	12/2	@ LA	2-3	L				7-15-4-1	19	5th/14th	34, 25	Fernandez	16,270
28	12/8	@ CHI	4-2	W				8-15-4-1	21	5th/14th	24, 44, 17, 37	Fernandez	12,644
29	12/8	ANA	0-1				OTL	8-15-4-2	22	5th/14th		McLennan	*18,064
30	12/10	NSH	1-2	L				8-16-4-2	22	5th/14th	14	McLennan	*18,064
31	12/13	CAR	1-1			T		8-16-5-2	23	5th/14th	33	Fernandez	*18,064
32	12/14	@ WSH	1-2	L				8-17-5-2	23	5th/14th	44	McLennan	11,392
33	12/17	DAL	6-0	W				9-17-5-2	25	5th/14th	19, 10, 45, 14, 77, 14	Fernandez	*18,834
34	12/20	OTT	2-2			T		9-17-6-2	26	5th/14th	14, 14	McLennan	*18,064
35	12/22	LA	4-3	W				10-17-6-2	29	5th/14th	37, 25, 34, 22	Fernandez	*18,564
36	12/27	@ DET	5-3	W				11-17-6-2	30	5th/14th	10, 33, 33, 27, 24	Fernandez	19,995
37	12/29	ARI	2-2			T		11-17-7-2	31	5th/14th	42, 34	McLennan	*18,568
38	12/31	ANA	3-2	W				12-17-7-2	33	5th/14th	33, 44, 77	Fernandez	*18,064
39	1/3	ATL	1-1			T		12-17-8-2	34	5th/14th	4	McLennan	*18,064
40	1/5	DET	3-2	W				13-17-8-2	36	5th/14th	19, 17, 17	Fernandez	*18,568
41	1/6	@ STL	1-5	L				13-18-8-2	36	5th/13th	44, 32, 22	McLENNAN/Fernandez	19,913
42	1/10	WSH	3-0	W				14-18-8-2	38	5th/13th		Fernandez	*18,064
43	1/12	COL	0-5	L				14-19-8-2	38	5th/13th		Fernandez	*18,815
44	1/14	@ NYR	2-4	L				14-20-8-2	38	5th/13th	25, 44	Fernandez	18,200
45	1/15	@ CBJ	0-3	L				14-21-8-2	38	5th/13th		Fernandez	17,154
46	1/19	CBJ	3-2	W				15-21-8-2	40	5th/13th	10, 17, 27	Fernandez	*18,064
47	1/19	NYI	3-2	W				16-21-8-2	42	5th/13th	14, 24, 37	McLennan	*18,568
48	1/21	NYI	2-4	L				16-22-8-2	42	5th/13th	27, 3	Fernandez	*18,568
49	1/24	@ ANA	5-0	W				17-22-8-2	44	5th/13th	25, 16, 37, 33, 16	Fernandez	11,692
50	1/27	@ LA	4-1	W				18-22-8-2	46	5th/13th	42, 37, 10, 10	Fernandez	18,118
51	1/30	@ VAN	2-3			OTL		18-22-8-3	47	5th/13th	10, 44	McLennan	13,948
52	2/6	@ TB	4-2	W				19-22-8-3	49	5th/13th	14, 10, 33, 25	McLennan	11,122
53	2/7	@ FLA	1-2	L				19-23-8-3	49	5th/12th		Fernandez	12,422
54	2/9	@ DAL	2-1	W				20-23-8-3	51	5th/13th	34, 10	Fernandez	17,001
55	2/11	PIT	4-2	W				21-23-8-3	53	5th/13th	34, 22, 4, 37	McLennan	*18,568
56	2/14	@ PIT	1-2	L				21-24-8-3	53	5th/12th	37	Fernandez	16,997
57	2/16	LA	0-4	L				21-25-8-3	53	5th/12th		McLennan	*18,568
58	2/18	SJ	3-1	W				22-25-8-3	55	5th/13th	24+, 33, 36	Fernandez	*18,568
59	2/21	@ DAL	2-6	L				22-26-8-3	55	5th/13th	77, 36	Fernandez	17,001
60	2/23	@ COL	1-4	L				22-27-8-3	55	5th/13th	36	McLennan	18,007
61	2/24	@ NSH	1-2	L				22-28-8-3	55	5th/13th	27	Fernandez	17,113
62	2/26	VAN	2-5	L				22-29-8-3	55	5th/13th	14, 33	McLennan	*18,064
63	3/1	@ CGY	1-1			T		22-29-9-3	56	5th/13th	10	Fernandez	16,266
64	3/2	@ EDM	1-3	L									



# DRAFT HISTORY

## 2023 NHL DRAFT

RD	PICK	POS	PLAYER	HT	WT	BORN	CLUB (LEAGUE)
1	21	C	Charlie Stramel	6-3	215	10/15/04	Univ. of Wisconsin (Big Ten)
2	53	C	Rasmus Kumpulainen	6-2	191	8/8/05	Lahden Pelicans U20 (Finland Jr.)
	64	C	Riley Heidt	5-10	180	3/15/05	Prince George (WHL)
5	149	D	Aaron Pionk	6-1	173	1/16/03	Waterloo (USHL)
6	181	D	Kalem Parker	6-0	192	10/12/04	Victoria (WHL)
7	213	F	Jimmy Clark	6-0	179	9/24/04	Green Bay (USHL)

## 2022 NHL DRAFT

RD	PICK	POS	PLAYER	HT	WT	BORN	CLUB (LEAGUE)
1	19	LW	Liam Ohgren	6-1	201	1/28/04	Djurgarden (Sweden Jr.)
	24	RW	Danila Yurov	6-1	178	12/22/03	Magnitogorsk Metallurg (KHL)
2	47	C	Hunter Haight	5-10	174	4/4/04	Barrie (OHL)
	56	LW	Reiger Lorenz	6-2	194	3/30/04	Okotoks (AJHL)
3	89	LW	Michael Milne	5-10	185	9/21/02	Winnipeg (WHL)
4	121	D	Ryan Healey	6-0	172	5/19/04	Sioux Falls (USHL)
5	153	D	David Spacek	6-0	174	2/18/03	Sherbrooke (QMJHL)
6	185	C	Servac Petrovsky	5-10	181	8/10/04	Owen Sound (OHL)

## 2021 NHL DRAFT

RD	PICK	POS	PLAYER	HT	WT	BORN	CLUB (LEAGUE)
1	20	G	Jesper Wallstedt	6-3	214	11/14/02	Lulea (Sweden)
1	26	D	Carson Lambos	6-1	197	1/14/03	JYP (Finnish Jr.)
2	54	D	Jack Peart	5-11	186	5/15/03	Grand Rapids (High-MN)
3	86	C	Caedan Bankier	6-2	190	1/26/03	Kamloops (WHL)
4	118	D	Kyle Masters	6-1	175	4/9/03	Red Deer (WHL)
	127	F	Josh Pillar	5-11	171	2/14/02	Kamloops (WHL)
6	182	D	Nate Benoit	6-0	168	11/26/02	Mount St. Charles Academy (High-RI)

## 2020 NHL DRAFT

RD	PICK	POS	PLAYER	HT	WT	BORN	CLUB (LEAGUE)
1	9	C	Marco Rossi	5-9	183	9/23/01	Ottawa (OHL)
2	37	C	Marat Khusnutdinov	5-11	176	7/17/02	SKA St. Petersburg (Russia-Jr.)
	39	D	Ryan O'Rourke	6-0	178	5/16/02	Sault Ste. Marie (OHL)
3	65	D	Daemon Hunt	6-0	198	5/15/02	Moose Jaw (WHL)
5	146	C	Pavel Novak	5-9	170	4/16/02	Kelowna (WHL)

## 2019 NHL DRAFT

RD	PICK	POS	PLAYER	HT	WT	BORN	CLUB (LEAGUE)
1	12	LW	Matthew Boldy	6-2	196	4/5/01	USNTDP
2	42	LW	Vladislav Firstov	6-1	181	6/19/01	Waterloo (USHL)
	59	G	Hunter Jones	6-4	202	9/21/00	Peterborough (OHL)
3	75	LW	Adam Beckman	6-1	168	5/10/01	Spokane (WHL)
5	149	C	Matvey Guskov	6-2	182	1/30/01	London (OHL)
6	166	D	Marshall Warren	5-11	170	4/20/01	USNTDP
	172	C	Nikita Nesterenko	6-0	157	9/10/01	Lawrenceville (High-NJ)
7	197	G	Filip Lindberg	6-0	180	1/31/99	Univ. of Massachusetts (H-East)

# DRAFT HISTORY



## 2018 NHL DRAFT

RD	PICK	POS	PLAYER	HT	WT	BORN	CLUB (LEAGUE)
1	24	D	Filip Johansson	6-1	176	3/23/00	Leksand (Swe. Jr.)
3	63	C	Jack McBain	6-3	201	1/6/00	Toronto (OJHL)
	86	C	Alexander Khovanov	5-10	198	4/12/00	Moncton (QMJHL)
	92	C	Connor Dewar	5-10	177	6/26/99	Everett (WHL)
5	148	D	Simon Johansson	6-2	170	6/14/99	Djurgardens (Swe. Jr.)
	155	C	Damien Giroux	5-9	177	3/3/00	Saginaw (OHL)
6	179	RW	Shawn Boudrias	6-4	197	9/14/99	Gatineau (QMJHL)
7	210	C	Sam Hentges	6-0	175	7/26/99	Des Moines/Tri-City (USHL)

## 2017 NHL DRAFT

RD	PICK	POS	PLAYER	HT	WT	BORN	CLUB (LEAGUE)
3	85	RW	Ivan Lodnia	5-10	176	8/31/99	Erie (OHL)
4	97	C	Mason Shaw	5-8	173	11/3/98	Medicine Hat (WHL)
	116	C	Bryce Misley	6-1	185	9/5/99	Oakville (OJHL)
5	147	D	Jacob Golden	5-11	163	3/20/99	London (OHL)
6	178	C	Andrei Svetlakov	6-0	202	4/6/96	CSKA Moscow (KHL)
7	209	RW	Nick Swaney	5-10	175	9/9/97	Waterloo (USHL)

## 2016 NHL DRAFT

RD	PICK	POS	PLAYER	HT	WT	BORN	CLUB (LEAGUE)
1	15	C	Luke Kunin	6-0	191	12/4/97	Univ. of Wisconsin (Big Ten)
4	106	LW	Brandon Duhaime	6-1	200	5/22/97	Chicago/Tri-City (USHL)
7	196	F	Dmitry Sokolov	5-11	221	4/14/98	Sudbury (OHL)
	204	D	Braydyn Chizen	6-9	195	5/9/98	Kelowna (WHL)

## 2015 NHL DRAFT

RD	PICK	POS	PLAYER	HT	WT	BORN	CLUB (LEAGUE)
1	20	C	Joel Eriksson Ek	6-2	190	1/29/97	Farjestad (Sweden)
2	50	F	Jordan Greenway	6-5	222	2/16/97	USNTDP
4	111	G	Ales Stezka	6-3	178	1/6/97	Liberec Jr. (Czech)
5	135	F	Kirill Kaprizov	5-10	190	4/26/97	Novokuznetsk (Russia)
6	171	D	Nicholas Boka	6-0	197	9/8/97	USNTDP
7	201	D	Gustav Bouramman	5-11	184	1/24/97	Sault Ste. Marie (OHL)
	204	D	Jack Sadek	6-2	185	4/19/97	Lakeville North (H.S.)

## 2014 NHL DRAFT

RD	PICK	POS	PLAYER	HT	WT	BORN	CLUB (LEAGUE)
1	18	RW	Alex Tuch	6-4	221	5/10/96	USNTDP (USHL)
3	80	D	Louis Belpedio	5-10	194	5/14/96	USNTDP (USHL)
4	109	G	Kaapo Kahkonen	6-1	216	8/16/96	Espoo Jr. (Finland)
5	139	D	Tanner Faith	6-3	220	10/5/95	Kootenay (WHL)
6	160	D	Pontus Sjalin	6-0	170	6/12/96	Ostersunds Jr. (Sweden)
	167	C	Chase Lang	6-1	181	9/13/96	Calgary (WHL)
	169	C	Reid Duke	6-0	195	1/28/96	Lethbridge (WHL)
7	199	C	Pavel Jenys	6-2	184	4/2/96	Brno (Czech)



# DRAFT HISTORY

## 2013 NHL DRAFT

RD	PICK	POS	PLAYER	HT	WT	BORN	CLUB (LEAGUE)
2	46	D	Gustav Olofsson	6-3	191	12/1/94	Green Bay (USHL)
3	81	RW	Kurtis Gabriel	6-4	214	4/20/93	Owen Sound (OHL)
4	107	D	Dylan Labbe	6-1	190	1/9/95	Shawigan (QMJHL)
5	137	D	Carson Soucy	6-4	200	7/17/94	Spruce Grove (AJHL)
6	167	C	Avery Peterson	6-2	200	6/20/95	Grand Rapids (HS-MN)
7	197	D	Nolan De Jong	6-2	186	4/25/95	Victoria (BCHL)
	200	G	Alexandre Belanger	6-1	184	8/19/95	Rouyn-Noranda (QMJHL)

## 2012 NHL DRAFT

RD	PICK	POS	PLAYER	CLUB (LEAGUE)
1	7	D	Matt Dumba	Red Deer (WHL)
2	46	LW	Raphael Bussieres	Baie-Comeau (QMJHL)
3	68	D	John Draeger	Shattuck-St. Mary's (High School - MN)
4	98	C	Adam Gilmour	Nobles (High School - MA)
5	128	D	Daniel Gunnarsson	Lulea (Sweden)
6	158	C	Christoph Bertschy	Bern (Switzerland)
7	188	LW	Louis Nanne	Edina (High School - MN)

## 2011 NHL DRAFT

RD	PICK	POS	PLAYER	CLUB (LEAGUE)
1	10	D	Jonas Brodin	Farjestad (Sweden)
	28	C	Zack Phillips	Saint John (QMJHL)
2	60	LW	Mario Lucia	Wayzata (HS-MN)
5	131	D	Nick Seeler	Eden Prairie (HS-MN)
6	161	G	Stephen Michalek	Loomis-Chaffee (HS-CT)
7	191	C	Tyler Graovac	Ottawa (OHL)

## 2010 NHL DRAFT

RD	PICK	POS	PLAYER	CLUB (LEAGUE)
1	9	C	Mikael Granlund	HIFK (Finland)
2	39	RW	Brett Bulmer	Kelowna (WHL)
	56	LW	Johan Larsson	Brynäs Jr. (Sweden)
	59	LW	Jason Zucker	USNTDP
6	159	G	Johan Gustafsson	Farjestad Jr. (Sweden)
7	189	RW	Dylen McKinlay	Chilliwack (WHL)

## 2009 NHL DRAFT

RD	PICK	POS	PLAYER	CLUB (LEAGUE)
1	16	D	Nick Leddy	Eden Prairie (HS-MN)
3	77	G	Matthew Hackett	Plymouth (OHL)
4	103	LW	Kristopher Foucault	Calgary (WHL)
	116	RW	Alexander Fallstrom	Shattuck-St. Mary's (High School- MN)
6	161	G	Darcy Kuemper	Red Deer (WHL)
	163	RW	Jere Sallinen	Blues Jr. (Finland Jr.)
7	182	LW	Erik Hauula	Shattuck-St. Mary's (HS-MN)
	193	C	Anthony Hamburg	Dallas Stars AAA (Midget-TX)

## 2008 NHL DRAFT

RD	PICK	POS	PLAYER	CLUB (LEAGUE)
1	23	D	Tyler Cuma	Ottawa (OHL)
2	55	D	Marco Scandella	Val-D'Or (QMJHL)
4	115	D	Sean Lorenz	USNTDP
5	145	LW	Eero Elo	Lukko Rauma (FIN Jr.)

# DRAFT HISTORY



## 2007 NHL DRAFT

RD	PICK	POS	PLAYER	CLUB (LEAGUE)
1	16	C	Colton Gillies	Saskatoon (WHL)
4	110	D	Justin Falk	Spokane (WHL)
5	140	C	Cody Almond	Kelowna (WHL)
6	170	D	Harri Ilvonen	Tappara (FIN Jr.)
7	200	RW	Carson McMillan	Calgary (WHL)

## 2006 NHL DRAFT

RD	PICK	POS	PLAYER	CLUB (LEAGUE)
1	9	C	James Sheppard	Cape Breton (QMJHL)
2	40	C	Ondrej Fiala	Everett (WHL)
3	72	RW	Cal Clutterbuck	Oshawa (OHL)
4	102	D	Kyle Medvec	Apple Valley (HS-MN)
5	132	G	Niko Hovinen	Jokerit (FIN Jr.)
6	162	RW	Julian Walker	Basel (Swiss)
7	192	C	Chris Hickey	Cretin-Derham Hall (HS-MN)

## 2005 NHL DRAFT

RD	PICK	POS	PLAYER	CLUB (LEAGUE)
1	4	LW	Benoit Pouliot	Sudbury (OHL)
2	57	LW	Matt Kassian	Kamloops (WHL)
3	65	G	Kristofer Westblom	Kelowna (WHL)
4	110	C	Kyle Bailey	Portland (WHL)
	122	C	Morten Madsen	Frolunda (SEL)
5	129	D	Anthony Aiello	Thayer Academy (HS-MA)
7	199	D	Riley Emmerson	Tri-City (WHL)

## 2004 NHL DRAFT

RD	PICK	POS	PLAYER	CLUB (LEAGUE)
1	12	D	A.J. Thelen	Michigan St. (NCAA)
2	42	LW	Roman Voloshenko	Krylja (RUS Jr.)
3	78	LW	Peter Olvecky	Trencin (SVK)
	79	D	Clayton Stoner	Tri-City (WHL)
4	111	F	Ryan Jones	Chatham (WOJHL)
	114	LW	Patrick Bordeleau	Val-D'Or (QMJHL)
	117	RW	Julien Sprunger	HC Fribourg (Swiss)
5	161	D	Jean-Claude Sawyer	Cape Breton (QMJHL)
6	175	RW	Aaron Boogaard	Tri-City (WHL)
7	195	RW	Jean-Michel Rizk	Saginaw (OHL)
	206	G	Anton Khudobin	Magnitogorsk (Russia)
9	272	C	Kyle Wilson	Colgate (NCAA)

## 2003 NHL DRAFT

RD	PICK	POS	PLAYER	CLUB (LEAGUE)
1	20	D	Brent Burns	Brampton (OHL)
2	56	C	Patrick O'Sullivan	Mississauga (OHL)
3	78	C	Danny Irmen	Lincoln (USHL)
5	157	LW	Marcin Kolusz	Novy Targ (POL)
6	187	G	Miroslav Kopriva	Kladno (CZE)
7	207	D	Grigory Misharin	Yekaterinburg (RUS Jr.)
	219	LW	Adam Courchaine	Vancouver (WHL)
8	251	LW	Mathieu Melanson	Chicoutimi (QMJHL)
9	281	D	Jean-Michael Bolduc	Quebec (QMJHL)



# DRAFT HISTORY

# DRAFT HISTORY



## 2002 NHL DRAFT

RD	PICK	POS	PLAYER	CLUB (LEAGUE)
1	8	C	Pierre-Marc Bouchard	Chicoutimi (QMJHL)
2	38	G	Josh Harding	Regina (WHL)
3	72	F	Michael Erickson	Minnesota (NCAA)
	73	G	Barry Brust	Spokane (WHL)
5	155	C	Armands Berzins	Shawinigan (QMJHL)
6	175	RW	Matt Foy	Merrimack College (NCAA)
7	204	C	Niklas Eckerblom	Djugarden (SWE)
8	237	F	Christoph Brandner	Krefeld (DEL)
9	268	D	Mikhail Tyulyapkin	N. Novgorod (RUS Jr.)
	269	F	Mika Hannula	Malmö (SEL)

## 2001 NHL DRAFT

RD	PICK	POS	PLAYER	CLUB (LEAGUE)
1	6	C	Mikko Koivu	TPS Turku (FIN Jr.)
2	36	RW	Kyle Wanvig	Red Deer (WHL)
3	74	D	Chris Heid	Spokane (WHL)
	93	C	Stephane Veilleux	Val-D'Or (QMJHL)
4	103	C	Tony Virta	TPS Turku (FIN Jr.)
7	202	LW	Derek Boogaard	Prince George (WHL)
8	239	LW	Jake Riddle	Seattle (WHL)

## 2000 NHL DRAFT

RD	PICK	POS	PLAYER	CLUB (LEAGUE)
1	3	RW	Marian Gaborik	Dukla Trencin (SVK Jr.)
2	33	D	Nick Schultz	Prince Albert (WHL)
4	99	LW	Marc Cavosie	RPI (NCAA)
5	132	RW	Maxim Sushinsky	Avangard Omsk (RUS)
6	170	D	Erik Reitz	Erie (OHL)
7	199	C	Brian Passmore	Oshawa (OHL)
	214	LW	Peter Bartos	HC Ceske Bude (CZE)
8	232	D	Lubomir Sekeras	HC Ocelari Trinec (CZE)
	255	C	Eric Johansson	Tri-City (WHL)

## 2000 EXPANSION DRAFT

POS	PLAYER	TEAM	POS	PLAYER	TEAM	POS	PLAYER	TEAM
F	Michael Bros	SJ	F	Jeff Odgers	COL	D	Artem Anisimov	PHI
F	Jeff Daw	CHI	F	Scott Pellerin	STL	D	Chris Armstrong	SJ
F	Jim Dowd	EDM	F	Stacy Roest	DET	D	Ladislav Benysek	ANA
F	Darby Hendrickson	VAN	F	Cam Stewart	FLA	D	Ian Herbers	NYI
F	Joe Juneau	OTT	G	Zac Bierk	TB	D	Filip Kuba	CGY
F	Sergei Krivokrasov	CGY	G	Jamie McLennan	STL	D	Curtis Leschyshyn	CAR
F	Darryl Laplante	DET	G	Chris Terreri	NJ	D	Sean O'Donnell	LA
F	Jeff Nielsen	ANA	G	Mike Vernon	FLA	D	Oleg Orekhovskiy	WSH
F	Stefan Nilsson	VAN						

## DRAFT DAY TRADES

- June 23, 2001 – Minnesota acquired a third-round selection (74th overall – Chris Heid) from the New York Rangers in exchange for the Wild's third-round selection (79th overall – Garth Murray) and fifth-round selection (139th overall – Shawn Collymore) in the 2001 NHL Draft.
- June 22, 2002 – Minnesota acquired Cliff Ronning from the Los Angeles Kings in exchange for the Wild's fourth-round selection (104th overall – Aaron Rome) in the 2002 NHL Draft.
- June 22, 2003 – Minnesota acquired a third-round selection (78th overall – Danny Irmen) from the Toronto Maple Leafs in exchange for the Wild's third-round selection (91st overall – Martin Sagat) and fourth-round selection (125th overall – Konstantin Volkov) in the 2003 NHL Draft.

- July 30, 2005 – Minnesota acquired Todd White from the Ottawa Senators in exchange for the Wild's fourth-round selection (95th overall – Cody Bass) in the 2005 NHL Draft.
- June 24, 2006 – Minnesota acquired Pavol Demitra from the Los Angeles Kings in exchange for Patrick O'Sullivan and the Wild's first-round selection (16th overall – Trevor Lewis) in the 2006 NHL Draft.
- June 22, 2007 – Minnesota acquired a first-round selection (16th overall – Colton Gillies) from the Anaheim Ducks in exchange for the Wild's first-round selection (19th overall – Logan MacMillan) and second-round selection (42nd overall – Eric Tangradi) in the 2007 NHL Draft.
- June 20, 2008 – Minnesota acquired a first-round selection (23rd overall – Tyler Cuma) from the New Jersey Devils in exchange for the Wild's first-round selection (24th overall – Mattias Tedendby) in the 2008 Draft and a third-round selection (73rd overall – Alexander Urbom) in the 2009 NHL Draft.
- June 26, 2009 – Minnesota acquired a first-round selection (16th overall – Nick Leddy), a third-round selection (77th overall – Matt Hackett) and a seventh-round selection (182nd overall – Erik Haula) from the New York Islanders in exchange for the Wild's first-round selection (12th overall – Calvin de Haan) in the 2009 NHL Draft.
- June 27, 2009 – Minnesota acquired Kyle Brodziak and a sixth-round selection (161st overall – Darcy Kuemper) from the Edmonton Oilers in exchange for the Wild's fourth-round selection (99th overall – Kyle Bigos) and fifth-round selection (133rd overall – Olivier Roy) in the 2009 NHL Draft.
- June 26, 2010 – Minnesota acquired a second-round selection (59th overall – Jason Zucker) from the Florida Panthers in exchange for the Wild's third-round selection (69th overall – Joe Basaraba) and fourth-round selection (99th overall – Joonas Donskoi) in the 2010 NHL Draft.
- June 24, 2011 – Minnesota acquired a first-round selection (28th overall – Zack Phillips) along with Devin Setoguchi and Charlie Coyle from the San Jose Sharks in exchange for Brent Burns and a second-round selection (Pontus Aberg) in the 2012 NHL Draft.
- June 25, 2011 – The Wild acquired a second-round selection (60th overall – Mario Lucia) from the Vancouver Canucks in exchange for a third-round selection (71st overall – David Honzik) and a fourth-round selection (101st overall – Joseph LaBate) in the 2011 NHL Draft.
- June 30, 2013 – Minnesota acquired Nino Niederreiter from the New York Islanders in exchange for RW Cal Clutterbuck and a third-round selection (70th overall – Eamon McAdam) in the 2013 NHL Draft.
- June 30, 2013 – The Wild acquired a sixth-round selection (167th overall – Chase Lang) in the 2014 NHL Draft and the rights to F Benn Ferriero from the New York Rangers in exchange for D Justin Falk.
- June 28, 2014 – Minnesota acquired a third-round selection (80th overall – Louie Belpedio) in the 2014 NHL Entry Draft and a seventh-round selection (204th overall – Jack Sadek) in the 2015 NHL Draft from the Tampa Bay Lightning in exchange for a third-round selection (79th overall – Brayden Point) in the 2014 NHL Draft.
- June 27, 2015 – Acquired a fifth-round selection (135th overall – Kirill Kaprizov) in the 2015 NHL Draft from Boston in exchange for Minnesota's fifth-round selection (136th overall – Cameron Clarke) in the 2016 NHL Draft.
- June 22, 2019 – Acquired a second-round selection (59th overall – Hunter Jones) in the 2019 NHL Draft from Carolina in exchange for Minnesota's third-round selection (73rd overall – Patrik Puustola) and fourth-round selection (99th overall – Cade Webber) in the 2019 NHL Draft.
- June 22, 2019 – Acquired a third-round selection (75th overall – Adam Beckman) in the 2019 NHL Draft from Nashville in exchange for Minnesota's third-round selection (70th overall) in the 2020 NHL Draft.
- Oct. 7, 2020 – Acquired F Nick Bonino, a second-round selection (37th overall – Marat Khushnutdinov) and a third-round selection (70th overall) from Nashville in exchange for F Luke Kunin and a fourth-round selection (101st overall – Adam Wilsby) in the 2020 NHL Draft.
- Oct. 7, 2020 – Acquired third-round selection (65th overall – Daemon Hunt) from Detroit in exchange for Minnesota's third-round selection (70th overall – Eemil Viro) and a fifth-round selection (132nd overall – Alex Cotton) in the 2020 NHL Draft.
- Oct. 7, 2020 – Acquired fifth-round selection (146th overall – Pavel Novak) from St. Louis in exchange for the Wild's sixth-round selection (163rd overall – Will Cranley) and seventh-round selection (194th overall – Noah Beck) in the 2020 NHL Draft.
- July 23, 2021 – Acquired first-round selection (20th overall – Jesper Wallstedt) from Edmonton in exchange for Minnesota's first-round selection (22nd overall – Xavier Bourgault) and a third-round selection (90th overall – Luca Munzenberger) in the 2021 NHL Draft.
- July 24, 2021 – Acquired fourth-round selection (127th overall – Josh Pillar) from Montreal in exchange for the Wild's fifth-round selection (150th overall – Joshua Roy) and seventh-round selection (214th overall – Joe Vrbetic) in the 2021 NHL Draft.



# DRAFT NOTES

- Of Minnesota's 171 total draft selections, 69 have played in the NHL and 62 have played in a regular-season Wild game.
- 13 Wild draft selections skated in a game for Minnesota during the 2022-23 season.
- The 2022 NHL Draft marked the second consecutive year Minnesota selected a player from Sweden in the first round: **Liam Ohgren** in 2022, **Jesper Wallstedt** in 2021.
- The Wild has selected a forward in the first round in 16 of its 24 drafts. The 2021 NHL Draft marked the third time the Wild selected two players in the first round: **Liam Ohgren** (No. 19) and **Danila Yurov** (No. 24). Minnesota selected two players in the first round in the 2021 NHL Draft: **Jesper Wallstedt** (No. 20) and **Carson Lambos** (No. 26) and the 2011 NHL Draft: **Jonas Brodin** (No. 11) and **Zack Phillips** (No. 28).
- The 2017 NHL Draft marked the second time the Wild did not have a first-round draft selection in franchise history (2013).
- The Wild has selected 18 Minnesota natives in the NHL Draft: **Charlie Stramel** (Rosemount, 2023), **Aaron Pionk** (Hermantown, 2023), **Jimmy Clark** (Edina, 2023), **Jack Peart** (Grand Rapids, 2021), **Sam Hentges** (Fridley, 2018), **Nick Swaney** (Burnsville, 2017), **Jack Sadek** (Lakeville, 2015), **Avery Peterson** (Grand Rapids, 2013), **John Draeger** and **Louis Nanne** (Edina, 2012), **Mario Lucia** (Wayzata, 2011), **Nick Seeler** (Eden Prairie, 2011), **Nick Leddy** (Eden Prairie, 2009), **Kyle Medvec** (Apple Valley, 2006), **Chris Hickey** (St. Paul, 2006), **A.J. Thelen** (Savage, 2004), **Michael Erickson** (Elk River, 2002) and **Jake Riddle** (Minneapolis, 2001).
- The 2002 NHL Draft was the first draft the Wild selected a goaltender as **Josh Harding** (second round, 38th overall) and **Barry Brust** (third round, 73rd overall) were chosen.
- The 2021 NHL Draft marked the highest drafted goalie in franchise history with **Jesper Wallstedt** (first round, 20th overall). Overall, Minnesota has selected 16 goalies in 13 drafts: **Harding, Brust, Kopriva** (2003), **Khudobin** (2004), **Westblom** (2005), **Hovinen** (2006), **Hackett** (2009), **Kuemper** (2009), **Gustafsson** (2010), **Michalek** (2011), **Belanger** (2013), **Kahkonen** (2014), **Stezka** (2015), **Jones** and **Lindberg** (2019) and **Wallstedt** (2021).
- Minnesota has selected 13 Russian natives in its 24 drafts, including seven in six straight drafts (2015-2020). F **Danila Yurov** (No. 24, 2022) became the highest drafted Russian-born player in team history. The 2019 NHL Draft included two Russian-born players (F **Vladislav Firstov** and F **Matvey Guskov**), the most Russian natives in a single draft since 2004. The 2015 NHL Draft saw the Wild select a Russian-born player (F **Kirill Kaprizov**) for the first time in 10 years.
- The 2020 NHL Draft marked the first time in franchise history the Wild has selected three players in the top 40: F **Marco Rossi** (No. 9), F **Marat Khusnutdinov** (No. 37) and D **Ryan O'Rourke** (No. 39).
- F **Marco Rossi** (No. 9, 2020) became the second Austrian-born player to be drafted by Minnesota. **Christoph Brandner** (No. 237, 2002). Rossi became the fifth Austrian-born player selected in the first round of an NHL Draft, joining Thomas Vanek (No. 5, 2003), Michael Grabner (No. 14, 2006), Andre Burakovsky (No. 23, 2013) and Marko Dano (No. 27, 2013).
- The 2015 NHL Draft was the first and only time in franchise history Minnesota did not select a Canadian native, after selecting at least two in each of its previous 15 drafts. Since 2000, the Wild has selected 69 Canadians.
- During the 2013 NHL Draft, Minnesota selected **Dylan Labbe** in the fourth round (107th overall), the 100th draft pick in franchise history.
- The Wild made a franchise-high 12 selections in the 2004 NHL Draft and a franchise-low four selections in the 2008 and 2016 NHL Drafts.
- Minnesota has made 23 trades on draft day. The Wild has not made any trades in five drafts: 2012, 2016, 2017, 2018 and 2022.
- The Minnesota Wild first participated in the NHL Expansion and NHL Draft in Calgary on June 24-25, 2000.
- The Wild selected **Marian Gaborik** with its first-ever selection in the first round (third overall) of the 2000 NHL Draft.
- Gaborik is the highest Wild draft selection and **Jean-Michel Bolduc** is the lowest draft selection, taken 281st (ninth round) in the 2003 NHL Draft.

# ALL-TIME ATTENDANCE



## ALL-TIME REGULAR SEASON ATTENDANCE

SEASON	GAMES	ATT	AVG	SELLOUTS
2000-01	41	751,472	18,239	41
2001-02	41	756,596	18,453	41
2002-03	41	758,536	18,501	41
2003-04	41	759,776	18,531	41
2005-06	41	761,614	18,575	41
2006-07	41	760,280	18,543	41
2007-08	41	761,288	18,568	41
2008-09	41	761,288	18,568	41
2009-10	41	755,055	18,416	41
2010-11	40	720,508	18,013	25
2011-12	41	728,683	17,772	16
2012-13	24	451,075	18,795	22
2013-14	41	758,729	18,506	34
2014-15	41	779,974	19,023	41
2015-16	40	812,907	19,062	40
2016-17	41	781,879	19,070	41
2017-18	41	780,501	19,037	41
2018-19	41	775,216	18,907	41
2019-20	35	611,342	17,467	6
2020-21	28	36,300	1,296	0*
2021-22	41	760,226	18,542	28
2022-23	41	756,962	18,463	31
<b>TOTALS</b>	<b>865</b>	<b>15,580,207</b>	<b>18,012</b>	<b>735</b>

\*The 2020-21 season was affected by the NHL, state and local COVID-19 pandemic guidelines. Fans were allowed back to Xcel Energy Center on a limited capacity April 5, 2021.

## NOTES

Minnesota sold out 31 regular season games played at Xcel Energy Center in 2022-23. Regular season attendance has topped 750,000 in 17 of the team's 22 seasons. The Wild sold out the first 409 games in team history, including 369 regular season games, 27 preseason contests and 13 playoff games. The club's sellout streak of 409 games was the third-longest recorded sellout streak in NHL history behind Colorado (487) and Detroit (452). The official capacity of Xcel Energy Center for Minnesota Wild games is 17,954. The largest crowd ever to see a Wild game at Xcel Energy Center is 19,416 on May 16, 2014, in Game Three of the Western Conference Semifinal Series against the Chicago Blackhawks. During the 2000-01 campaign, Minnesota set an NHL expansion team attendance record when it drew 751,472 fans in 41 regular season home dates.

\*The 2020-21 season was affected by the NHL, state and local COVID-19 pandemic guidelines. Fans were allowed back to Xcel Energy Center on a limited capacity April 5, 2021.



# ALL-TIME SWEATER NUMBERS

# ALL-TIME SWEATER NUMBERS



**1**  
Retired for Wild fans (2000-01)

**2**  
Willie Mitchell (2001-06)  
Erik Reitz (2007-09)  
Mike Lundin (2011-12)  
Keith Ballard (2013-15)  
Anthony Bitetto (2018-19)  
Calen Addison (2022-23)

**3**  
Ladislav Benysek (2000-02)  
Keith Carney (2006-08)  
Marek Zidlicky (2008-12)  
Charlie Coyle (2013-19)  
John Klingberg (2022-23)

**4**  
Curtis Leschyshyn (2000-01)  
Brad Brown (2001-04)  
Shawn Belle (2005-06)  
Maxim Noreau (2009-10)  
Clayton Stoner (2010-14)  
Stu Bickel (2014-15)  
Mike Reilly (2015-18)  
Jon Merrill (2021-23)

**5**  
Brad Bombardir (2000-04)  
Kim Johnsson (2006-10)  
Greg Zanon (2010-12)  
Brett Clark (2012-13)  
Christian Folin (2013-17)  
Jake Middleton (2021-23)

**6**  
Lubomir Sekeras (2000-01)  
Travis Roche (2000-01)  
Mike Matteucci (2001-02)  
Jean-Guy Trudel (2002-03)  
Zbynek Michalek (2003-04)  
Erik Reitz (2006-07)  
Sean Hill (2007-08)  
Tomas Mojzis (2008-09)  
Greg Zanon (2009-10)  
Marco Scandella (2010-17)  
Ryan Murphy (2017-19)  
Ryan Donato (2018-20)  
Dakota Mermis (2022-23)

**7**  
Cliff Ronning (2002-03)  
Erik Westrum (2005-06)  
Clayton Stoner (2009-10)  
Matt Cullen (2010-13; 2017-18)  
Jonathon Blum (2013-15)  
Chris Porter (2015-16)  
Chris Stewart (2016-17)  
Nico Sturm (2018-22)  
Dmitry Kulikov (2021-22)  
Brock Faber (2022-23)

**8**  
Brent Burns (2003-11)  
Cody McCormick (2013-14)  
Jordie Benn (2021-22)

**9**  
Hnat Domenichelli (2002-03)  
Alexandre Daigle (2003-06)  
Mikko Koivu (2006-20; Retired 2022)

**10**  
Marian Gaborik (2000-09)  
Devin Setoguchi (2011-13)  
Jordan Schroeder (2014-17)  
Chris Stewart (2017-18)  
Matt Read (2018-19)  
Tyson Jost (2021-23)

**11**  
Kai Nurminen (2000-01)  
Pascal Dupuis (2000-07)  
Dominic Moore (2006-07)  
Chris Simon (2007-08)  
Owen Nolan (2008-10)  
John Madden (2010-11)  
Zach Parise (2012-21)

**12**  
Matt Johnson (2000-04)  
Brian Rolston (2005-08)  
Craig Weller (2008-09)  
Chuck Kobasew (2009-11)  
David Jones (2015-16)  
Eric Staal (2016-20)  
Matt Boldy (2021-23)

**13**  
Nick Bonino (2020-21)  
Sam Steel (2022-23)

**14**  
Darby Hendrickson (2000-04)  
Martin Havlat (2009-10)  
Darrroll Powe (2012-13)  
Justin Fontaine (2013-16)  
Joel Eriksson Ek (2016-23)

**15**  
J.J. Daigneault (2000-01)  
Andrew Brunette (2001-04; 2008-11)  
James Sheppard (2007-08)  
Dany Heatley (2011-14)  
Matt Hendricks (2018-19)  
Mason Shaw (2022-23)

**16**  
Steve McKenna (2000-01)  
Roman Simicek (2000-01)  
Bill Muckalt (2002-03)  
Steve Kelly (2007-08)  
Andrew Ebbett (2009-10)  
Brad Staubitz (2010-12)  
Jason Zucker (2011-20)  
Rem Pitlick (2021-22)

**17**  
Filip Kuba (2000-06)  
Wyatt Smith (2006-07)  
Todd Fedoruk (2007-08)  
Petr Sykora (2009-10)  
Casey Wellman (2010-12)  
Nick Palmieri (2011-12)  
Torrey Mitchell (2012-14)  
Teemu Pulkkinen (2016-17)  
Marcus Foligno (2017-23)

**18**  
Cam Stewart (2000-01)  
Richard Park (2001-04)  
Mattias Weinhandl (2005-06)  
Adam Hall (2006-07)  
Colton Gillies (2008-09, 2010-12)  
Jake Dowell (2012-14)  
Ryan Carter (2014-16)  
Cal O'Reilly (2017-18)  
Jordan Greenway (2017-23)

**19**  
Jeff Nielsen (2000-01)  
David Cullen (2001-02)  
Stephane Veilleux (2002-09, 2011-15)  
Andy Hilbert (2009-10)  
Patrick O'Sullivan (2010-11)  
Brett Bulmer (2011-12)  
Jarret Stoll (2015-16)  
Martin Hanzal (2016-17)  
Luke Kunin (2017-20)  
Nic Petan (2022-23)

**20**  
Maxim Sushinsky (2000-01)  
Andrei Zyuzin (2002-06)  
Antti Miettinen (2008-11)  
Kurtis Foster (2011-12)  
Ryan Suter (2012-21)

**21**  
Cam Stewart (2000-02)  
Eric Chouinard (2003-04)  
Mikko Koivu (2005-06)  
Mark Parrish (2006-08)  
Kyle Brodziak (2009-15)  
Ryan White (2016-17)  
Eric Fehr (2018-19)  
Carson Soucy (2019-21)  
Brandon Duhaime (2021-23)

**22**  
Stacy Roest (2000-02)  
Cal Clutterbuck (2007-13)  
Nino Niederreiter (2013-19)  
Kevin Fiala (2018-22)

**23**  
Pavel Patera (2000-01)  
Jason Marshall (2001-04)  
Scott Ferguson (2005-06)  
Jason Morgan (2006-07)  
Petr Kalus (2009-10)  
Cody Almond (2009-10)  
Eric Nystrom (2010-11)  
Jeff Taffe (2011-12)  
Sean Bergenheim (2014-15)  
Gustav Olofsson (2015-18)  
J.T. Brown (2018-19)  
Marco Rossi (2021-23)

**24**  
Antti Laaksonen (2000-04)  
Derek Boogaard (2005-10)  
Martin Havlat (2010-11)  
Matt Cooke (2013-15)  
Matt Dumba (2015-23)

**25**  
Sergei Krivokrasov (2000-02)  
Rickard Wallin (2002-04)  
Randy Robitaille (2005-06)  
Eric Belanger (2007-10)  
Cam Barker (2010-11)  
Nick Johnson (2011-12)  
Jonas Brodin (2012-23)

**26**  
Christian Matte (2000-01)  
Tony Virta (2001-02)  
Christoph Brandner (2003-04)  
Kurtis Foster (2005-09)  
Jaime Sifers (2009-10)  
Erik Christensen (2011-12)  
Matt Moulson (2013-14)  
Thomas Vanek (2014-16)  
Daniel Winnik (2017-18)  
Pontus Aberg (2018-19)  
Gerald Mayhew (2019-21)  
Connor Dewar (2022-23)

**27**  
Sean O'Donnell (2000-01)  
Kyle Wanvig (2002-06)  
Joel Ward (2006-07)  
Cody Almond (2010-12)  
Mike Rupp (2012-14)  
Brett Sutter (2014-15)  
Zac Dalpe (2015-17)  
Kyle Quincey (2017-18)  
Alex Galchenyuk (2019-20)  
Nick Bjugstad (2020-22)

**28**  
Mike Matteucci (2000-01)  
Jeremy Stevenson (2002-03)  
Jason Weimer (2003-04)  
Todd White (2005-07)  
Peter Olvecky (2008-09)  
Matt Kassian (2010-12)  
Zeno Konopka (2012-14)  
Tyson Strachan (2015-16)  
Gabriel Dumont (2019-20)  
Ian Cole (2020-21)  
Steven Fogarty (2022-23)  
Gustav Nyquist (2022-23)

**29**  
Jamie McLennan (2000-01)  
Josh Harding (2005-09)  
Jed Ortmeyer (2010-11)  
Matt Cooke (2013-15)  
Jason Pominville (2012-17)  
Greg Pateryn (2018-21)  
Dmitry Kulikov (2021-22)  
Marc-Andre Fleury (2021-23)

**30**  
Derek Gustafson (2000-01)  
Dwayne Roloson (2001-06)  
Ilya Bryzgalov (2013-14)

**31**  
David Brumby (2000-01)  
Zac Bierk (2000-01)  
Derek Gustafson (2001-03)  
Dieter Kochan (2002-03)  
Miroslav Koprivka (2006-07)  
Wade Dubielewicz (2009-10)  
Matt Hackett (2011-13)  
Kaapo Kahkonen (2019-20)

**32**  
Brian Bonin (2000-01)  
Jason Marshall (2001-02)  
Marc Chouinard (2003-06)  
Niklas Backstrom (2006-16)  
Alex Stalock (2016-20)  
Filip Gustavsson (2022-23)

**33**  
Scott Pellerin (2000-01)  
Sergei Zholtok (2001-04)  
Petteri Nummelin (2006-08)  
John Curry (2013-15)  
Jordan Leopold (2014-15)  
Cam Talbot (2020-22)  
Alex Goligoski (2022-23)

**34**  
Jim Dowd (2000-04)  
Daniel Tjarnqvist (2005-06)  
Aaron Voros (2007-08)  
Shane Hnidy (2009-10)  
Maxim Noreau (2010-11)  
David McIntyre (2011-12)  
Kaapo Kahkonen (2019-22)

**35**  
Manny Fernandez (2000-07)  
Anton Khudobin (2009-11)  
Darcy Kuemper (2012-17)

**36**  
Sylvain Blouin (2000-02)  
Alex Henry (2003-06)  
John Scott (2008-10)  
Chad Rau (2011-12)  
Michael Keranen (2015-16)  
Nick Seeler (2017-19)  
Mats Zuccarello (2019-23)

**37**  
Wes Walz (2000-08)  
Josh Harding (2009-15)  
Kyle Rau (2017-19; 2020-22)

**38**  
Curtis Murphy (2002-03)  
Pavol Demitra (2006-08)  
Robbie Earl (2009-11)  
Steven Kampfner (2011-12)  
Ryan Hartman (2019-23)

**39**  
Ladislav Benysek (2000-01)  
Travis Roche (2000-01)  
Kryštof Kolanos (2008-09)  
Nate Prosser (2010-19)  
John Lizotte (2021-22)

**40**  
Chris Armstrong (2000-01)  
Danny Irmén (2009-10)  
Devan Dubnyk (2014-20)

**41**  
Martin Skoula (2005-09)  
Justin Falk (2009-11)  
Jed Ortmeyer (2011-12)  
Landon Ferraro (2017-18)  
Luke Johnson (2019-21)

**42**  
Andy Sutton (2000-02)  
Drew Bagnall (2010-11)  
Pat Cannone (2016-17)

**43**  
Warren Peters (2010-12)

**44**  
Aaron Gavey (2000-02)  
Andrei Nazarov (2005-06)  
Justin Falk (2011-13, 2014-15)  
Chris Stewart (2014-15)  
Tyler Graovac (2015-17)  
Matt Bartkowski (2018-19; 2020-21)  
Nicolas Deslauriers (2021-22)

**45**  
Peter Bartos (2000-01)  
Cam Barker (2009-10)  
Carson McMillan (2010-12, 2013-14)

**46**  
Jared Spurgeon (2010-23)

**47**  
Marc-Andre Bergeron (2008-09)  
Chay Genoway (2011-12)  
Johan Larsson (2013)  
Christoph Bertschy (2015-18)  
Louie Belpedio (2017-19; 2020-21)  
Alex Goligoski (2021-22)

**48**  
Guillaume Latendresse (2009-12)

**49**  
Dan Fritsche (2008-09)  
Victor Rask (2018-22)

**51**  
James Sheppard (2008-10)

**53**  
Connor Dewar (2021-22)  
Tyler Graovac (2014-15)  
Alex Tuch (2016-17)  
Adam Beckman (2021-23)

**54**  
Brett Bulmer (2013-14, 2015-16)

**55**  
Nick Schultz (2001-12)  
Matt Dumba (2013-15)  
Nick Seeler (2019-20)

**56**  
Erik Reitz (2005-06)  
Erik Haula (2013-17)  
Joseph Cramarossa (2020-23)

**57**  
Dakota Mermis (2020-22)

**58**  
Mason Shaw (2021-23)

**59**  
Kris Fredheim (2011-12)  
Zack Mitchell (2016-18)  
Calen Addison (2020-22)

**60**  
Jose Theodore (2010-11)  
Carson Soucy (2017-18)

**61**  
Brennan Menell (2019-20)

**63**  
Charlie Coyle (2012-13)  
Kurtis Gabriel (2015-17)  
Tyler Ennis (2017-18)  
Mitchell Chaffee (2021-22)

**64**  
Mikael Granlund (2012-19)

**65**  
Tyler Cuma (2011-12)

**67**  
Benoit Pouliot (2006-09)

**70**  
Oskar Sundqvist (2022-23)

**71**  
Sebastien Bordeleau (2001-02)  
Travis Roche (2003-04)

**72**  
Kris Foucault (2011-12)  
Nick Swaney (2022-23)

**74**  
Sammy Walker (2022-23)

**75**  
Ryan Reaves (2022-23)

**77**  
Lubomir Sekeras (2000-03)  
Tom Gilbert (2011-13)  
Brad Hunt (2018-21)

**79**  
Jarod Palmer (2011-12)

**82**  
Marian Gaborik (2000-01)  
Justin Kloos (2017-18)

**83**  
Matt Foy (2005-08)

**88**  
Damien Giroux (2022-23)

**89**  
Frederick Gaudreau (2021-23)

**90**  
Marcus Johansson (2020-21, 22-23)

**92**  
Branko Radivojevic (2006-08)

**96**  
Pierre-Marc Bouchard (2002-13)

**97**  
Kirill Kaprizov (2020-23)



# ALL-TIME ROSTER

# ALL-TIME ROSTER



## A

Aberg, Pontus (2018-19)  
 Addison, Calen (2020-23)  
 Almond, Cody (2009-12)  
 Armstrong, Chris (2000-01)

## B

Backstrom, Niklas (2006-16)  
 Bagnall, Drew (2010-11)  
 Ballard, Keith (2013-15)  
 Barker, Cam (2009-11)  
 Bartkowski, Matt (2018-19; 2020-21)  
 Bartos, Peter (2000-01)  
 Beckman, Adam (2021-23)  
 Belanger, Eric (2007-10)  
 Belle, Shawn (2006-07)  
 Belpedio, Louie (2017-19; 2020-21)  
 Benn, Jordie (2021-22)  
 Benysek, Ladislav (2000-03)  
 Bergenheim, Sean (2014-15)  
 Bergeron, Marc-Andre (2008-09)  
 Bertschy, Christoph (2015-18)  
 Bickel, Stu (2014-15)  
 Bierk, Zac (2000-01)  
 Bitetto, Anthony (2018-19)  
 Bjugstad, Nick (2020-22)  
 Blouin, Sylvain (2000-03)  
 Blum, Jonathon (2013-15)  
 Boldy, Matt (2021-23)  
 Bombardir, Brad (2000-04)  
 Bonin, Brian (2000-01)  
 Bonino, Nick (2020-21)  
 Boogaard, Derek (2005-10)  
 Bordeleau, Sebastien (2001-02)  
 Bouchard, Pierre-Marc (2002-13)  
 Brandner, Christoph (2003-04)  
 Brodin, Jonas (2012-23)  
 Brodziak, Kyle (2009-15)  
 Brown, Brad (2001-04)  
 Brown, J.T. (2018-19)  
 Brunette, Andrew (2001-04, 2008-11)  
 Bryzgalov, Ilya (2013-14)  
 Bulmer, Brett (2011-12, 2013-14, 2015-16)  
 Burns, Brent (2003-11)

## C

Cannone, Pat (2016-17)  
 Carney, Keith (2006-08)  
 Carter, Ryan (2014-16)  
 Chaffee, Mitchell (2021-22)  
 Chouinard, Marc (2003-06)  
 Chouinard, Eric (2003-04)  
 Christensen, Erik (2011-12)  
 Clark, Brett (2013)  
 Clutterbuck, Cal (2007-13)  
 Cole, Ian (2020-21)  
 Cooke, Matt (2013-15)  
 Coyle, Charlie (2012-19)  
 Cramarossa, Joseph (2020-23)  
 Cullen, David (2001-02)  
 Cullen, Matt (2010-13; 2017-18)  
 Cuma, Tyler (2011-12)  
 Curry, John (2013-15)

## D

Daigle, Alexandre (2003-06)  
 Daigneault, J.J. (2000-01)  
 Dalpe, Zac (2015-17)  
 Demitra, Pavol (2006-08)  
 Deslauriers, Nicolas (2021-22)  
 Dewar, Connor (2021-23)  
 DiSalvatore, Jon (2011-12)  
 Domenichelli, Hnat (2001-03)  
 Donato, Ryan (2018-20)  
 Dowd, Jim (2000-04)  
 Dowell, Jake (2012-14)  
 Dubielewicz, Wade (2009-10)  
 Dubnyk, Devan (2014-20)  
 Duhaime, Brandon (2021-23)  
 Dumba, Matt (2013-23)  
 Dumont, Gabriel (2019-20)  
 Dupuis, Pascal (2000-07)

## E

Earl, Robbie (2009-11)  
 Ebbett, Andrew (2009-10)  
 Ennis, Tyler (2017-18)  
 Eriksson Ek, Joel (2016-23)

## F

Faber, Brock (2022-23)  
 Falk, Justin (2009-13, 2014-15)  
 Fedoruk, Todd (2007-08)  
 Fehr, Eric (2018-19)  
 Ferguson, Scott (2005-06)  
 Fernandez, Manny (2000-07)  
 Ferraro, Landon (2017-18)  
 Fiala, Kevin (2018-22)  
 Fleury, Marc-Andre (2021-23)  
 Fogarty, Steven (2022-23)  
 Foligno, Marcus (2017-23)  
 Folin, Christian (2013-17)  
 Fontaine, Justin (2013-16)  
 Foster, Kurtis (2005-09, 2011-12)  
 Foucault, Kris (2011-12)  
 Foy, Matt (2005-08)  
 Fredheim, Kris (2011-12)  
 Fritsche, Dan (2008-09)

## G

Gaborik, Marian (2000-09)  
 Gabriel, Kurtis (2015-17)  
 Galchenyuk, Alex (2019-20)  
 Gaudreau, Frederick (2021-23)  
 Gavey, Aaron (2000-02)  
 Genoway, Chay (2011-12)  
 Gilbert, Tom (2011-13)  
 Gillies, Colton (2008-09, 2010-12)  
 Giroux, Damien (2022-23)  
 Goligoski, Alex (2021-23)  
 Granlund, Mikael (2012-19)  
 Graovac, Tyler (2014-17)  
 Greenway, Jordan (2017-23)  
 Gustafson, Derek (2000-02)  
 Gustavsson, Filip (2022-23)

## H

Hall, Adam (2006-07)  
 Hackett, Matt (2011-13)  
 Hanzal, Martin (2016-17)  
 Harding, Josh (2005-15)  
 Hartman, Ryan (2019-23)  
 Haula, Erik (2013-17)  
 DiSalvatore, Jon (2011-12)  
 Heatley, Dany (2011-14)  
 Hendricks, Matt (2018-19)  
 Hendrickson, Darby (2000-04)  
 Henry, Alex (2003-06)  
 Hilbert, Andy (2009-10)  
 Hill, Sean (2007-08)  
 Hnidy, Shane (2009-10)  
 Hunt, Brad (2018-21)

## I

Irmen, Danny (2009-10)

## J

Johansson, Marcus (2020-21, 2022-23)  
 Johnson, Luke (2019-21)  
 Johnson, Matt (2000-04)  
 Johnson, Nick (2011-12)  
 Johnsson, Kim (2006-10)  
 Jones, David (2015-16)  
 Jost, Tyson (2021-23)

## K

Kahkonen, Kaapo (2019-22)  
 Kalus, Petr (2009-10)  
 Kampfer, Steven (2011-12)  
 Kaprizov, Kirill (2020-23)  
 Kassian, Matt (2010-12)  
 Kelly, Steve (2007-08)  
 Keranen, Michael (2015-16)  
 Khudobin, Anton (2009-11)  
 Klingberg, John (2022-23)  
 Kloos, Justin (2017-18)  
 Kobasew, Chuck (2009-11)  
 Kochan, Dieter (2002-03)  
 Koivu, Mikko (2005-20)  
 Kolanos, Krystofer (2008-09)  
 Konopka, Zenon (2012-13)  
 Krivokrasov, Sergei (2000-02)  
 Kuba, Filip (2000-06)  
 Kuemper, Darcy (2012-17)  
 Kulikov, Dmitry (2021-22)  
 Kunin, Luke (2017-20)

## L

Laaksonen, Antti (2000-04)  
 Larsson, Johan (2013)  
 Latendresse, Guillaume (2009-12)  
 Leopold, Jordan (2014-15)  
 Leschyshyn, Curtis (2000-01)  
 Lizotte, Jon (2021-22)  
 Lundin, Mike (2011-12)

## M

Madden, John (2010-11)  
 Marshall, Jason (2001-04)  
 Matte, Christian (2000-01)  
 Matteucci, Mike (2001-02)  
 Mayhew, Gerald (2019-21)  
 McCormick, Cody (2013-14)  
 McKenna, Steve (2000-01)  
 McIntyre, David (2011-12)  
 McLennan, Jamie (2000-01)  
 McMillan, Carson (2010-12, 2013-14)  
 Menell, Brennan (2019-20)  
 Mermis, Dakota (2020-23)  
 Merrill, Jon (2021-23)  
 Michalek, Zbynek (2003-04)  
 Middleton, Jake (2021-23)  
 Miettinen, Antti (2008-11)  
 Mitchell, Torrey (2012-14)  
 Mitchell, Willie (2000-06)  
 Mitchell, Zack (2016-18)  
 Mojzis, Tomas (2008-09)  
 Moore, Dominic (2006-08)  
 Morgan, Jason (2006-07)  
 Moulson, Matt (2013-14)  
 Muckalt, Bill (2002-03)  
 Murphy, Curtis (2002-03)  
 Murphy, Ryan (2017-19)

## N

Nazarov, Andrei (2005-06)  
 Niederreiter, Nino (2013-19)  
 Nielsen, Jeff (2000-01)  
 Nolan, Owen (2008-10)  
 Noreau, Maxim (2009-11)  
 Nummelin, Petteri (2006-08)  
 Nurminen, Kai (2000-01)  
 Nyquist, Gustav (2022-23)  
 Nystrom, Eric (2010-11)

## O

O'Donnell, Sean (2000-01)  
 Olofsson, Gustav (2015-18)  
 Olvecky, Peter (2008-09)  
 Ortmeyer, Jed (2010-12)  
 O'Reilly, Cal (2017-18)  
 O'Sullivan, Patrick (2010-11)

## P

Palmer, Jarod (2011-12)  
 Palmieri, Nick (2011-12)  
 Parise, Zach (2012-21)  
 Park, Richard (2001-04)  
 Parrish, Mark (2006-08)  
 Petan, Nic (2022-23)  
 Patera, Pavel (2000-01)  
 Pateryn, Greg (2018-21)  
 Peters, Warren (2010-12)  
 Pellerin, Scott (2000-01)  
 Pitlick, Rem (2021-22)  
 Pominville, Jason (2012-17)  
 Porter, Chris (2015-16)  
 Powe, Darroll (2011-13)  
 Pouliot, Benoit (2006-10)  
 Prosser, Nate (2009-19)  
 Pulkkinen, Teemu (2016-17)

## Q

Quincey, Kyle (2017-18)

## R

Radiojevic, Branko (2006-08)  
 Rask, Victor (2018-22)  
 Rau, Chad (2011-12)  
 Rau, Kyle (2017-19; 2020-22)  
 Read, Matt (2018-19)  
 Reaves, Ryan (2022-23)  
 Reilly, Mike (2015-18)  
 Reitz, Erik (2005-09)  
 Robitaille, Randy (2005-06)  
 Roche, Travis (2000-04)  
 Roest, Stacy (2000-02)  
 Roloson, Dwayne (2002-06)  
 Rolston, Brian (2005-08)  
 Ronning, Cliff (2002-03)  
 Rossi, Marco (2021-23)  
 Rupp, Mike (2012-14)

## S

Scandella, Marco (2010-17)  
 Schroeder, Jordan (2014-17)  
 Schultz, Nick (2001-12)  
 Scott, John (2008-10)  
 Seeler, Nick (2017-20)  
 Sekeras, Lubomir (2000-03)  
 Setoguchi, Devin (2011-13)  
 Shaw, Mason (2021-23)  
 Sheppard, James (2007-10)  
 Sifers, Jaime (2009-10)  
 Simicek, Roman (2000-02)  
 Simon, Chris (2007-08)  
 Skoula, Martin (2005-09)  
 Smith, Nathan (2009-10)  
 Smith, Wyatt (2006-07)  
 Soucy, Carson (2017-18; 2019-21)  
 Spurgeon, Jared (2010-23)  
 Staal, Eric (2016-20)  
 Stalock, Alex (2016-20)  
 Staubitz, Brad (2010-12)  
 Steel, Sam (2022-23)  
 Stevenson, Jeremy (2002-04)  
 Stewart, Cam (2000-01)  
 Stewart, Chris (2014-15; 2016-18)  
 Stoll, Jarret (2015-16)  
 Stoner, Clayton (2009-14)  
 Strachan, Tyson (2015-16)  
 Sturm, Nico (2018-22)  
 Sundqvist, Oskar (2022-23)  
 Suter, Ryan (2012-20)  
 Sutter, Brett (2014-15)  
 Sutton, Andy (2000-02)  
 Patera, Pavel (2000-01)  
 Pateryn, Greg (2018-21)  
 Peters, Warren (2010-12)  
 Pellerin, Scott (2000-01)  
 Pitlick, Rem (2021-22)  
 Pominville, Jason (2012-17)  
 Porter, Chris (2015-16)  
 Powe, Darroll (2011-13)  
 Pouliot, Benoit (2006-10)  
 Prosser, Nate (2009-19)  
 Pulkkinen, Teemu (2016-17)

## T

Taffe, Jeff (2011-12)  
 Talbot, Cam (2020-22)  
 Theodore, Jose (2010-11)  
 Tjarnqvist, Daniel (2005-06)  
 Trudel, Jean-Guy (2002-03)  
 Tuch, Alex (2016-17)

## V

Vanek, Thomas (2014-16)  
 Veilleux, Stephane (2002-09, 2011-15)  
 Virta, Tony (2001-02)  
 Voros, Aaron (2007-08)

## W

Walker, Sammy (2022-23)  
 Walz, Wes (2000-08)  
 Wallin, Rickard (2002-04)  
 Wanvig, Kyle (2002-06)  
 Ward, Joel (2006-07)  
 Weinhandl, Mattias (2005-07)  
 Weller, Craig (2008-09)  
 Wellman, Casey (2009-12)  
 Westrum, Erik (2005-06)  
 White, Ryan (2016-17)  
 White, Todd (2005-07)  
 Wiemer, Jason (2003-04)  
 Winnik, Daniel (2017-18)

## Z

Zanon, Greg (2009-12)  
 Zholtok, Sergei (2001-04)  
 Zidlicky, Marek (2008-12)  
 Zuccarello, Mats (2019-23)  
 Zucker, Jason (2011-20)  
 Zyuzin, Andrei (2002-06)



# ALL-TIME ROSTER BY COUNTRY

# ALL-TIME STREAKS



## AUSTRIA (3)

Brandner, Christoph (2003-04)  
Rossi, Marco (2021-23)  
Vanek, Thomas (2014-16)

## CANADA (151)

**Alberta (29):**  
Almond, Cody (2009-12)  
Belle, Shawn (2006-07)  
Broditzki, Kyle (2009-15)  
Christensen, Erik (2011-12)  
Domenichelli, Hnat (2001-03)  
Ennis, Tyler (2017-18)  
Fedoruk, Todd (2007-08)  
Ferguson, Scott (2005-06)  
Fontaine, Justin (2013-16)  
Foucault, Kris (2011-12)  
Johnson, Nick (2011-12)  
Jost, Tyson (2021-23)  
Kassian, Matt (2010-12)  
Kolanos, Krys (2008-09)  
McLennan, Jamie (2000-01)  
Roche, Travis (2000-02)  
Roest, Stacy (2000-02)  
Scott, John (2008-10)  
Setoguchi, Devin (2011-13)  
Shaw, Mason (2021-23)  
Smith, Nathan (2009-10)  
Soucy, Carson (2017-18; 2019-21)  
Spurgeon, Jared (2010-23)  
Staubitz, Brad (2010-12)  
Steel, Sam (2022-23)  
Sutter, Brett (2014-15)  
Walz, Wes (2000-08)  
Wanvig, Kyle (2002-06)  
Weller, Craig (2008-09)  
**British Columbia (21):**  
Benn, Jordie (2021-22)  
Bombardier, Brad (2000-04)  
Bordeleau, Sebastian (2001-02)  
Bulmer, Brett (2011-12; 2013-14; 2015-16)  
Ebbett, Andrew (2009-10)  
Ferraro, London (2017-18)  
Fredheim, Kris (2011-12)  
Gillies, Colton (2008-12)  
Hunt, Brad (2018-21)  
Kelly, Steve (2007-08)  
Kobasev, Chuck (2009-11)  
Marshall, Jason (2001-04)  
Matteucci, Mike (2000-02)  
Mitchell, Willie (2000-06)  
Muckalt, Bill (2002-03)  
Petan, Nic (2022-23)  
Romning, Cliff (2002-03)  
Stoner, Clayton (2009-14)  
Voros, Aaron (2007-08)  
Wiemer, Jason (2003-04)  
Zanon, Greg (2009-12)  
**Manitoba (12):**  
Addison, Calen (2020-23)  
Bagnall, Drew (2010-11)  
Barker, Cam (2009-11)  
Dewar, Connor (2021-23)  
Falk, Justin (2009-13; 2014-15)  
Fehr, Eric (2018-19)  
Genoway, Chay (2011-12)  
Hnidy, Shane (2009-10)  
Leschyshyn, Curtis (2000-01)  
McMillan, Carson (2010-12; 2013-14)  
Reaves, Ryan (2022-23)  
White, Ryan (2016-17)  
**New Brunswick (1):**  
Pellerin, Scott (2000-01)  
**Newfoundland (2):**  
Brown, Brad (2001-04)  
Morgan, Jason (2006-07)  
**Nova Scotia (1):**  
Sheppard, James (2007-10)  
**Ontario (48):**  
Berk, Zac (2000-01)  
Brunette, Andrew (2001-11)  
Burns, Brent (2003-11)  
Clutterbuck, Cal (2007-13)  
Cooke, Matt (2013-15)  
Cramarossa, Joseph (2020-23)  
Cullen, Dava (2001-02)  
Cuma, Tyler (2011-12)  
Dalpe, Zac (2015-17)  
Fernandez, Manny (2000-07)

Foster, Kurtis (2005-12)  
Foxy, Matt (2005-08)  
Gabriel, Kurtis (2015-17)  
Gavey, Aaron (2000-02)  
Giroux, Damien (2022-23)  
Groavac, Tyler (2014-17)  
Hackett, Matt (2011-13)  
Henry, Alex (2003-06)  
Johnson, Matt (2000-04)  
Jones, David (2015-16)  
Konopka, Zenon (2012-14)  
Madden, John (2010-11)  
McCormick, Cody (2013-14)  
McIntyre, David (2011-12)  
McKenna, Steve (2000-01)  
Middleton, Jake (2021-23)  
Mitchell, Zack (2016-18)  
Moore, Dominic (2006-08)  
Moulson, Matt (2013-14)  
Murphy, Ryan (2017-19)  
O'Donnell, Sean (2000-01)  
O'Reilly, Cal (2017-18)  
Pitlick, Rem (2021-22)  
Porter, Chris (2015-16)  
Pouliot, Benoit (2006-10)  
Quincey, Kyle (2017-18)  
Read, Matt (2018-19)  
Rohatille, Randy (2005-06)  
Rolfson, Dwayne (2001-06)  
Simon, Chris (2007-08)  
Staal, Eric (2016-20)  
Stewart, Cam (2000-01)  
Stewart, Chris (2014-15; 2016-18)  
Sutton, Andy (2000-02)  
Talbot, Cam (2020-22)  
Ward, Joel (2006-07)  
White, Todd (2005-07)  
Winnik, Daniel (2017-18)  
**Quebec (21):**  
Belanger, Eric (2007-10)  
Bergeron, Marc-Andre (2008-09)  
Blouin, Sylvain (2000-03)  
Bouchard, Pierre-Marc (2002-13)  
Chouinard, Marc (2003-06)  
Daigle, Alexandre (2003-06)  
Daigneault, JJ (2000-01)  
Deslauriers, Nicolas (2021-22)  
Dumont, Gabriel (2019-20)  
Dupuis, Pascal (2000-07)  
Fleury, Marc-Andre (2021-23)  
Gaudreau, Frederick (2021-23)  
Latendresse, Guillaume (2009-12)  
Matte, Christian (2000-01)  
Mitchell, Billy (2002-03)  
Noreau, Maxim (2009-11)  
Pominville, Jason (2012-17)  
Scandella, Marco (2010-17)  
Theodore, Jose (2010-11)  
Trudel, Jean-Guy (2002-03)  
Veilleux, Stephane (2002-15)  
**Saskatchewan (18):**  
Armstrong, Chris (2000-01)  
Beckman, Adam (2021-23)  
Boogaard, Derek (2005-10)  
Clark, Brett (2012-13)  
Dubielewicz, Wade (2009-10)  
Dubnyk, Devan (2014-20)  
Dumba, Matt (2013-23)  
Harding, Josh (2005-15)  
Kochan, Dieter (2002-03)  
Kuemper, Darcy (2012-17)  
Murphy, Curtis (2002-03)  
Peters, Warren (2010-12)  
Powe, Darroll (2011-13)  
Schultz, Nick (2001-12)  
Stoll, Jarret (2015-16)  
Strachan, Tyson (2016-16)

## CZECHIA (18)

Bartos, Peter (2000-01)  
Benysek, Ladislav (2000-03)  
Demitra, Pavol (2006-08)  
Gaborik, Marian (2000-09)  
Hanzal, Martin (2016-17)  
Havlat, Martin (2009-11)  
Kalus, Petr (2009-10)  
Kuba, Filip (2000-06)  
Michalek, Zbynek (2003-04)  
Mojsis, Tomas (2008-09)  
Olvecky, Peter (2008-09)  
Patera, Pavel (2000-01)

Radojevic, Branko (2006-08)  
Sekeras, Lubomir (2000-03)  
Simicek, Roman (2000-02)  
Skoula, Martin (2005-09)  
Zidlicky, Marek (2008-12)  
Sykora, Petr (2009-10)

## FINLAND (12)

Backstrom, Niklas (2006-16)  
Bergenheim, Sean (2014-15)  
Granlund, Mikael (2012-19)  
Haula, Erik (2013-17)  
Kahkonen, Kaapo (2019-22)  
Koivu, Mikko (2005-20)  
Laaksonen, Antti (2000-04)  
Miettinen, Antti (2008-11)  
Nurminen, Petteri (2006-08)  
Nurminen, Kai (2000-01)  
Pulkkinen, Teemu (2016-17)  
Virta, Tony (2001-02)

## GERMANY (2)

Heatley, Dany (2011-14)  
Sturm, Nico (2018-22)

## NORTHERN IRELAND (1)

Nolan, Owen (2008-10)

## NORWAY (1)

Zuccarello, Mats (2019-23)

## RUSSIA (9)

Bryzgalov, Ilya (2013-14)  
Kaprizov, Kirill (2020-23)  
Khudobin, Anton (2009-11)  
Krivokrasov, Sergei (2000-02)  
Kulikov, Dmitry (2021-22)  
Nazarov, Andrei (2005-06)  
Sushinsky, Maxim (2000-01)  
Zholtok, Sergei (2001-04)  
Zyuzin, Andrei (2002-06)

## SOUTH KOREA (1)

Park, Richard (2001-04)

## SWEDEN (17)

Aberg, Pontus (2018-19)  
Brodin, Jonas (2012-23)  
Eriksson Ek, Joel (2016-23)  
Folin, Christian (2013-17)  
Gustavsson, Filip (2022-23)  
Johansson, Marcus (2020-21; 22-23)  
Johnsson, Kim (2006-10)  
Keranen, Michael (2015-16)  
Klingberg, John (2022-23)  
Larsson, Johan (2012-13)  
Nyquist, Gustav (2022-23)  
Olofsson, Gustav (2015-18)  
Rask, Victor (2018-22)  
Sundqvist, Oskar (2022-23)  
Tjarnqvist, Daniel (2005-06)  
Weinhandl, Mattias (2005-07)

## SWITZERLAND (3)

Bertschy, Christoph (2015-18)  
Fiala, Kevin (2018-22)  
Niederreiter, Nino (2013-19)

## UNITED STATES (83)

**California (4):**  
Blum, Jonathon (2013-15)  
Stevenson, Jeremy (2002-04)  
Wellman, Casey (2009-12)  
Zucker, Jason (2011-20)  
**Connecticut (2):**  
Bonino, Nick (2020-21)  
Sifers, Jaime (2009-10)  
**Florida (1):**  
Duhaine, Brandon (2021-23)  
**Georgia (1):**  
Chouinard, Eric (2003-04)  
**Illinois (4):**  
Belpedio, Louie (2017-19; 2020-21)  
Earl, Robbie (2009-11)  
Mermis, Dakota (2020-23)  
Reilly, Mike (2015-18)  
**Maine (1):**  
DiSalvatore, Jon (2011-12)

**Massachusetts (3):**  
Foy, Matt (2021-23)  
Coyte, Charlie (2012-19)  
Donato, Ryan (2018-20)

**Michigan (9):**  
Chaffee, Mitchell (2021-22)  
Cole, Ian (2020-21)  
Hall, Adam (2006-07)  
Hilbert, Andy (2009-10)  
Kampfer, Steven (2011-12)  
Mayhew, Gerald (2019-21)  
Pateryn, Greg (2018-21)  
Reitz, Erik (2005-09)  
Rolston, Brian (2005-08)

**Minnesota (33):**  
Ballard, Keith (2013-15)  
Bickel, Stu (2014-15)  
Bjugstad, Nick (2020-22)  
Bonin, Brian (2000-01)  
Brown, J.T. (2018-19)  
Carter, Ryan (2014-16)  
Cullen, Matt (2010-13; 2017-18)  
Curry, John (2013-15)  
Faber, Brock (2022-23)  
Gilbert, Tom (2011-13)  
Goligoski, Alex (2021-23)  
Hendricks, Matt (2018-19)  
Hendrickson, Darby (2000-04)  
Hill, Sean (2007-08)  
Kloos, Justin (2017-18)  
Leopold, Jordan (2014-15)  
Lundin, Mike (2011-12)  
Menell, Brennan (2019-20)  
Nielsen, Jeff (2000-01)  
Palmer, Jarod (2011-12)  
Parise, Zach (2012-21)  
Nystrom, Mark (2006-08)  
Prusser, Nate (2009-19)  
Rau, Chad (2011-12)  
Rau, Kyle (2017-19; 2020-22)  
Schroeder, Jordan (2014-17)  
Seeler, Kirk (2017-20)  
Smith, Wyatt (2006-07)  
Stalock, Alex (2016-20)  
Swaney, Nick (2022-23)  
Taffe, Jeff (2011-12)  
Walker, Sammy (2022-23)  
Walters, Erik (2005-06)

**Missouri (1):**  
Kunin, Luke (2017-20)  
**Nebraska (1):**  
Ortmeyer, Jed (2010-12)  
**New Jersey (1):**  
Dowd, Jim (2000-04)  
**New York (7):**  
Bitetto, Anthony (2018-19)  
Cannone, Pat (2016-17)  
Foligno, Marcus (2017-23)  
Greenway, Jordan (2017-23)  
Wallin, Rickard (2010-11)  
Palmeri, Nick (2011-12)  
Tuch, Alex (2016-17)  
**North Carolina (1):**  
O'Sullivan, Patrick (2010-11)  
**North Dakota (3):**  
Irmen, Danny (2009-10)  
Johnson, Luke (2019-21)  
Lizotte, Jon (2021-22)  
**Ohio (2):**  
Fritsche, Dan (2008-09)  
Rupp, Mike (2012-14)  
**Oklahoma (1):**  
Merrill, Jon (2021-23)  
**Oregon (1):**  
Gustafson, Derek (2000-02)  
**Pennsylvania (2):**  
Matt Bartkowski (2018-19; 2020-21)  
Fogarty, Steven (2022-23)  
**Rhode Island (1):**  
Carney, Keith (2006-08)  
**South Carolina (1):**  
Harlman, Ryan (2019-23)  
**Wisconsin (3):**  
Dowell, Jake (2012-14)  
Galchenyuk, Alex (2019-20)  
Suter, Ryan (2012-21)

## LARGEST MARGINS OF VICTORY

Date	Margin of Victory	Opponent	Score	Goaltenders (Wild/Opp.)
1/18/20	7 goals	vs. DAL	7-0	Stalock/Khudobin, Bishop
1/15/15	7 goals	@ BUF	7-0	Dubnyk/Enroth
1/24/22	6 goals	11x, last vs. MTL	8-2	Talbot, Kahkonen/ Primeau, McNiven

## LARGEST MARGINS OF DEFEAT

Date	Margin of Defeat	Opponent	Score	Goaltenders (Wild/Opp.)
4/9/21	8 goals	at STL	9-1	Kahkonen/Binnington
3/20/11	7 goals	vs. MTL	8-1	Theodore, Backstrom/Auld
3/20/21	6 goals	8x, last at COL	6-0	Kahkonen/Grubauer
2/1/20	5 goals	20x, last vs. BOS	6-1	Dubnyk/Halak

## WINNING STREAKS

Longest Winning Streaks	Longest Home Winning Streaks	Longest Road Winning Streaks
12 games - 12/4-12/29/16	11 games - 1/31-3/25/21	12 games - 2/18-4/9/15
9 games - 3/8-3/24/07	8 games - 11/23-12/29/16	7 games - 12/4/16-1/5/17
8 games - 11/24-12/9/21	8 games - 10/5-11/2/06	7 games - 11/13-12/10/11
7 games - 4x, last, 3/16-3/29/22	8 games - 12/5/06-1/2/07	6 games - 2/7-3/5/20
	7 games - 2x, last, 11/27-12/18/22	

## POINT STREAKS

Overall	Home	Road
14 games - 2/17-3/15/23 (11-0-3)	13 games - 3/16-4/22/22 (12-0-1)	14 games - 12/2/16-1/31/17 (12-0-2)
13 games - 12/2-12/29/16 (12-0-1)	13 games - 12/27/17-2/13/18 (10-0-3)	12 games - 2/18-4/9/15 (12-0-0)
11 games - 11/14-12/5/19 (8-0-3)	11 games - 10/20-12/14/19 (9-0-3)	9 games - 2/22-3/17/07 (7-0-2)
10 games - 5x, last, 4/8-4/24/22 (8-0-2)	11 games - 1/31-3/25/21 (11-0-0)	7 games - 12/6-12/30/03 (2-0-5)
	10 games - 2x, last, 1/16-3/15/14 (7-0-3)	7 games - 11/13-12/10/11 (7-0-0)

## WINLESS STREAKS

Overall	Home	Road
12 games - 3/11-4/4/01 (0-7-5)	8 games - 1/7-2/13/16 (0-5-3)	12 games - 12/18/03-1/31/04 (0-4-8)
9 games - 1/19-2/8/02 (0-6-3)	8 games - 2/26-3/28/01 (0-3-5)	11 games - 12/13/11-1/19/12 (0-9-2)
8 games - 1/23-2/13/16 (0-6-2)	6 games - 2/2-2/19/18 (0-4-2)	8 games - 10-3/10/26/09 (0-8-0)
8 games - 3/10-3/26/11 (0-7-1)	6 games - 1/11-2/8/02 (0-3-3)	7 games - 2x, last, 3/31-10/12/02 (0-3-4)
8 games - 12/13-1/28/11 (0-5-3)	6 games - 11/13-11/30/03 (0-4-2)	

## LOSING STREAKS

Overall	Home	Road
6 games - 12/19-12/31/13	5 games - 2/28-3/17/12	8 games - 10-3/10/26/09
5 games - 3/12-3/19/17	4 games - 1/31-2/14/12	7 games - 12/12/06-1/9/07
5 games - 3/31-4/9/16	3 games - 6x, last, 3/31-4/9/16	6 games - 12/6-12/29/08
5 games - 1/10-1/20/16		5 games - 5x, last, 1/19-2/8/23
5 games - 12/5-12/14/08		
5 games - 10/8-10/17/09		

## SEASON-BY-SEASON STREAKS

Season	Longest Winning Streak	Longest Point Streak	Longest Winless Streak	Longest Losing Streak
2000-01	2 games (five times)	8 games (12/17-1/5)	12 games (3/11-4/4)	4 games (2/21-2/26)
2001-02	3 games (two times)	7 games (two times)	9 games (1/19-2/8)	4 games (1/30-2/8)
2002-03	3 games (six times)	6 games (two times)	5 games (11/25-12/5)	3 games (three times)
2003-04	3 games (four times)	9 games (12/13-12/30)	7 games (two times)	4 games (11/20-11/28)
2005-06	5 games (1/18-1/26)	5 games (1/18-1/26)	4 games (two times)	3 games (four times)
2006-07	9 games (3/8-3/24)	10 games (3/8-3/27)	4 games (11/25-12/2)	3 games (two times)
2007-08	5 games (10/4-10/14)	8 games (10/4-10/21)	5 games (two times)	3 games (two times)
2008-09	4 games (10/11-10/18)	7 games (10/11-10/27)	6 games (12/5-12/17)	5 games (12/5-12/14)
2009-10	5 games (11/27-12/5)	7 games (11/20-12/5)	5 games (10/8-10/17)	5 games (10/8-10/17)
2010-11	4 games (1/2-1/8)	4 games (two times)	8 games (3/10-3/26)	4 games (3/10-3/17)
2011-12	7 games (11/28-12/10)	7 games (11/28-12/10)	8 games (12/13-12/28)	4 games (two times)
2012-13	7 games (3/14-3/27)	7 games (3/14-3/27)	3 games (four times)	3 games (two times)
2013-14	5 games (2/4-3/3)	8 games (11/1-11/17)	6 games (12/19-12/31)	6 games (12/19-12/31)
2014-15	6 games (1/27-3/9)	10 games (1/20-2/14)	6 games (1/3-1/13)	4 games (two times)
2015-16	6 games (3/19-3/29)	9 games (11/28-12/17)	8 games (1/23-2/13)	5 games (two times)
2016-17	12 games (12/4-12/27)	13 games (12/2-12/27)	4 games (3/23-3/28)	5 games (3/12-3/19)
2017-18	5 games (2/19-2/27)	7 games (3/16-3/29/18)	3 games (11/4-11/8)	3 games (11/4-11/8)
2018-19	5 games (two times)	8 games (2/21-3/7/19)	5 games (two times)	3 games (three times)
2019-20	5 games (11/26-12/5)	11 games (11/14-12/5)	4 games (two times)	4 games (10/3-10/12)
2020-21	7 games (4/14-4/24)	8 games (4/10-4/24)	2 games (eight times)	2 games (four times)
2021-22	8 games (11/24-12/9)	10 games (three times)	5 games (12/11-1/1)	4 games (2/22-3/1)
2022-23	6 games (12/10-12/21)	14 games (2/17-3/15)	3 games (six times)	3 games (three times)





# YEAR-BY-YEAR RESULTS

## YEAR-BY-YEAR RESULTS

SEASON	RECORD	PTS	DIV/CONF RANK	HEAD COACH	ATTENDANCE	NOTES
2000-01	25-39-18	68	5th/14th	Jacques Lemaire	751,472	Inaugural season
2001-02	26-35-21	73	5th/12th	Jacques Lemaire	756,596	
2002-03	42-29-11	95	3rd/6th	Jacques Lemaire	758,536	Western Conference Final
2003-04	30-29-23	83	5th/10th	Jacques Lemaire	759,776	
2004-05	– NHL SEASON CANCELLED DUE TO WORK STOPPAGE –					
2005-06	38-36-8	84	5th/11th	Jacques Lemaire	761,614	
2006-07	48-26-8	104	2nd/7th	Jacques Lemaire	760,280	First Round
2007-08	44-28-10	98	1st/3rd	Jacques Lemaire	761,288	First-Ever Division Championship
2008-09	40-33-9	89	3rd/9th	Jacques Lemaire	761,288	
2009-10	38-36-8	84	4th/13th	Todd Richards	755,055	400th consecutive sellout (3/7/10)
2010-11	39-35-8	86	3rd/12th	Todd Richards	720,508	
2011-12	35-36-11	81	4rd/12th	Mike Yeo	728,683	
2012-13	26-19-3	55	2nd/8th	Mike Yeo	451,075	First Round
2013-14	43-27-12	98	4th/7th	Mike Yeo	758,729	Second Round
2014-15	46-28-8	100	4th/6th	Mike Yeo	779,974	Second Round
2015-16	38-33-11	87	5th/8th	Mike Yeo/John Torchetti	762,481	First Round
2016-17	49-25-8	106	2nd/2nd	Bruce Boudreau	781,879	First Round
2017-18	45-26-11	101	3rd/4th	Bruce Boudreau	780,501	First Round
2018-19	37-36-9	83	7th/11th	Bruce Boudreau	775,216	
2019-20	35-27-7	77	6th/10th	Bruce Boudreau/Dean Evason	611,342	Qualifying Round
2020-21	35-16-5	75	3rd	Dean Evason	36,300	First Round
2021-22	53-22-7	113	2nd/3r	Dean Evason	760,226	First Round
2022-23	46-25-11	103	3rd/6th	Dean Evason	756,962	First Round

## YEAR-BY-YEAR OFFENSIVE LEADERS

SEASON	GOALS	ASSISTS	POINTS	PIM
2000-01	M. Gaborik, D. Hendrickson W. Walz, 18	L. Sekeras, 23	M. Gaborik, 36	M. Johnson, 137
2001-02	M. Gaborik, 30	A. Brunette, 48	A. Brunette, 69	M. Johnson, 183
2002-03	M. Gaborik, 30	M. Gaborik, 35	M. Gaborik, 65	M. Johnson, 201
2003-04	A. Daigle, 20	A. Daigle, 31	A. Daigle, 51	M. Johnson, 177
2004-05	– NHL SEASON CANCELLED DUE TO WORK STOPPAGE –			
2005-06	M. Gaborik, 38	B. Rolston, 45	B. Rolston, 79	D. Boogaard, 158
2006-07	B. Rolston, 31	P. Demitra, 39	P. Demitra, B. Rolston, 64	D. Boogaard, 120
2007-08	M. Gaborik, 42	P. Bouchard, 50	M. Gaborik, 83	A. Voros, 142
2008-09	O. Nolan, 25	M. Koivu, 47	M. Koivu, 67	D. Boogaard, 87
2009-10	A. Brunette, G. Latendresse, 25	M. Koivu, 49	M. Koivu, 71	D. Boogaard, 105
2010-11	M. Havlat, 22	M. Koivu, 45	M. Havlat, M. Koivu, 62	B. Staubitz, 173
2011-12	D. Heatley, 24	M. Koivu, 32	D. Heatley, 53	C. Clutterbuck, 103
2012-13	Z. Parise, 18	R. Suter, 28	Z. Parise, 38	Z. Konopka, 117
2013-14	J. Pominville, 30	M. Koivu, 43	J. Pominville, 60	C. Stoner, 84
2014-15	Z. Parise, 33	J. Pominville, R. Suter, 36	Z. Parise, 62	M. Scandella, 56
2015-16	Z. Parise, 25	R. Suter, 43	M. Koivu, 56	R. Carter, 48
2016-17	E. Staal, 28	M. Granlund, 43	M. Granlund, 69	C. Stewart, 94
2017-18	E. Staal, 42	M. Granlund, 46	E. Staal, 76	<b>M. Foligno, 72</b>
2018-19	Z. Parise, 28	R. Suter, 40	Z. Parise, 61	N. Seeler, 64
2019-20	Z. Parise, 25	R. Suter, 40	K. Fiala, 54	<b>R. Hartman, 69</b>
2020-21	<b>K. Kaprizov, 27</b>	J. Greenway, 26	<b>K. Kaprizov, 51</b>	C. Soucy, 51
2021-22	<b>K. Kaprizov, 47</b>	<b>K. Kaprizov, 61</b>	<b>K. Kaprizov, 108</b>	<b>B. Dumaine, 122</b>
2022-23	<b>K. Kaprizov, 40</b>	<b>M. Zuccarello, 45</b>	<b>K. Kaprizov, 75</b>	<b>M. Foligno, 97</b>

# YEAR-BY-YEAR RESULTS



## YEAR-BY-YEAR GOALTENDING LEADERS

SEASON	WINS	GOALS AGAINST AVG.	SAVE PERCENTAGE	SHUTOUTS
2000-01	M. Fernandez, 19	M. Fernandez, 2.24	M. Fernandez, .920	M. Fernandez, 4
2001-02	D. Roloson, 14	D. Roloson, 2.68	D. Roloson, .901	D. Roloson, 5
2002-03	D. Roloson, 23	D. Roloson, 2.00	D. Roloson, .927	D. Roloson, 4
2003-04	D. Roloson, 19	D. Roloson, 1.88	D. Roloson, .933	D. Roloson, 5
2004-05	– NHL SEASON CANCELLED DUE TO WORK STOPPAGE –			
2005-06	M. Fernandez, 30	M. Fernandez, 2.29	M. Fernandez, .919	M. Fernandez, J. Harding, D. Roloson, 1
2006-07	N. Backstrom, 23	N. Backstrom, 1.97*	N. Backstrom, .929*	N. Backstrom, 5
2007-08	N. Backstrom, 33	N. Backstrom, 2.31	N. Backstrom, .920	N. Backstrom, 4
2008-09	N. Backstrom, 37	N. Backstrom, 2.33	N. Backstrom, .923	N. Backstrom, 8
2009-10	N. Backstrom, 26	N. Backstrom, 2.72	N. Backstrom, .903	N. Backstrom, 2
2010-11	N. Backstrom, 22	N. Backstrom, 2.66	N. Backstrom, J. Theodore, .916	N. Backstrom, 3
2011-12	N. Backstrom, 19	N. Backstrom, 2.43	N. Backstrom, .919	N. Backstrom, 4
2012-13	N. Backstrom, 26	N. Backstrom, 2.48	N. Backstrom, .909	N. Backstrom, 2
2013-14	J. Harding, 18	J. Harding, 1.65*	J. Harding, .933*	J. Harding/I. Bryzgalov, 3
2014-15	D. Dubnyk, 27	D. Dubnyk, 1.78	D. Dubnyk, .936	D. Dubnyk, 5
2015-16	D. Dubnyk, 32	D. Dubnyk, 2.33	D. Dubnyk, .918	D. Dubnyk, 5
2016-17	D. Dubnyk, 40	D. Dubnyk, 2.25	D. Dubnyk, .923	D. Dubnyk, 5
2017-18	D. Dubnyk, 35	D. Dubnyk, 2.52	D. Dubnyk, .918	D. Dubnyk, 5
2018-19	D. Dubnyk, 31	D. Dubnyk, 2.54	D. Dubnyk, .913	D. Dubnyk, 2
2019-20	A. Stalock, 20	A. Stalock, 2.67	A. Stalock, .910	A. Stalock, 4
2020-21	C. Talbot, 19	C. Talbot, 2.63	C. Talbot, .915	C. Talbot/K. Kahkonen, 2
2021-22	C. Talbot, 32	<b>M-A Fleury, 2.74</b>	C. Talbot, .911	C. Talbot, 3
2022-23	<b>M-A Fleury, 24</b>	<b>F. Gustavsson, 2.10</b>	<b>F. Gustavsson, .931</b>	<b>F. Gustavsson, 3</b>



# TEAM RECORDS

# TEAM RECORDS



## TOP OVERALL RECORDS

WINS	POINTS
53.....2021-22	113.....2021-22
49.....2016-17	106.....2016-17
48.....2006-07	104.....2006-07
<b>46.....2022-23</b>	<b>103.....2022-23</b>
46.....2014-15	101.....2017-18

## TOP HOME RECORDS

WINS	POINTS
31.....2021-22	64.....2021-22
29.....2006-07	63.....2006-07
27.....2017-18	62.....2017-18
27.....2016-17	57.....2013-14
26.....2013-14	56.....2016-17

## TOP AWAY RECORDS

WINS	POINTS
24.....2014-15	50.....2016-17
22.....2021-22	50.....2014-15
22.....2016-17	<b>49.....2022-23</b>
<b>21.....2022-23</b>	49.....2021-22
21.....2018-19	44.....2018-19

## TOP OVERTIME/SHOOTOUT RECORDS

WINS	POINTS
17.....2006-07	42.....2006-07
16.....2021-22	39.....2021-22
13.....2011-12	37.....2011-12
<b>12.....2022-23</b>	<b>35.....2022-23</b>
11.....2013-14	34.....2013-14

## TOP MONTHLY RECORDS

WINS	POINTS
12.....April 2022	26.....April 2022
12.....December 2016	25.....December 2016
11..... <b>December 2022</b>	<b>23.....March 2023</b>
11.....March 2015	23.....February 2015
11.....February 2015	22.....Seven Times
11.....March 2013	

## TOP OCTOBER RECORDS

WINS	POINTS
9.....2006	18.....2006
8.....2002	18.....2002
7.....2018	16.....2018
7.....2015	16.....2015
7.....2007	16.....2007

## TOP NOVEMBER RECORDS

WINS	POINTS
11.....2011	22.....2011
10.....2021	21.....2021
9.....2013	20.....2013
8.....2017	18.....2019
8.....2008	17.....2017
7.....Six Times	16.....Two Times

## TOP DECEMBER RECORDS

WINS	POINTS
12.....2016	25.....2016
<b>11.....2022</b>	<b>22.....2022</b>
10.....2009	20.....2015
9.....2015	20.....2009
8.....Four Times	18.....2003

## TOP JANUARY RECORDS

WINS	POINTS
10.....2017	21.....2017
9.....2014	19.....2014
8.....2022	17.....2022
8.....2019	16.....Four Times
8.....2011	
7.....Six Times	

## TOP FEBRUARY RECORDS

WINS	POINTS
11.....2015	23.....2015
9.....2020	20.....2018
9.....2018	19.....2020
8.....Three Times	18.....2007
	17.....Two Times

## TOP MARCH RECORDS

WINS	POINTS
11.....2015	<b>23.....2023</b>
11.....2013	22.....2022
<b>10.....2023</b>	22.....2015
10.....2022	22.....2013
10.....2015	22.....2007

## TOP APRIL RECORDS

WINS	POINTS
12.....2022	24.....2022
10.....2021	22.....2021
5.....2013	11.....2013
4.....Four Times	9.....2014
	9.....2006

## TOP MAY RECORDS

WINS	POINTS
4.....2021	9.....2021

## TOP RECORDS VS. WESTERN CONFERENCE

WINS	POINTS
42.....2006-07	92.....2006-07
40.....2007-08	88.....2007-08
34.....2005-06	75.....2005-06
33.....2010-11	72.....2010-11
31.....2016-17	67.....Two Times

## TOP RECORDS VS. EASTERN CONFERENCE

WINS	POINTS
23.....2021-22	50.....2021-22
20.....2017-18	44.....2017-18
18.....2016-17	<b>40.....2022-23</b>
17..... <b>2022-23</b>	39.....2016-17
17.....2014-15	38.....2014-14

## TOP RECORDS VS. PACIFIC DIVISION

WINS	POINTS
17.....2021-22	34.....2021-22
14.....2019-20	30.....2019-20
14.....2016-17	30.....2017-18
<b>13.....2022-23</b>	30.....2016-17
12.....Four Times	<b>29.....2022-23</b>

## TOP RECORDS VS. CENTRAL DIVISION

WINS	POINTS
17.....2016-17	38.....2014-15
17.....2014-15	37.....2016-17
<b>16.....2022-23</b>	<b>34.....2022-23</b>
14.....2015-16	33.....2015-16
14.....2013-14	31.....2013-14

## TOP RECORDS VS. METROPOLITAN DIVISION

WINS	POINTS
14.....2021-22	30.....2021-22
<b>10.....2022-23</b>	23.....2017-18
10.....2017-18	<b>22.....2022-23</b>
8.....2013-14	19.....2013-14
7.....2014-15	14.....2014-15

## TOP RECORDS VS. ATLANTIC DIVISION

WINS	POINTS
13.....2016-17	27.....2016-17
10.....2017-18	23.....2014-15
10.....2014-15	21.....2017-18
9.....Four Times	20.....2021-22

## TOP RECORDS VS. WEST DIVISION

WINS	POINTS
35.....2020-21	75.....2020-21

## TOP RECORDS PRE-ALL-STAR/OLYMPIC BREAK

WINS	POINTS
32.....2016-17	69.....2016-17
31.....2013-14	69.....2013-14
30.....2009-10	64.....2009-10
29.....2005-06	63.....2005-06
<b>28.....Two Times</b>	<b>59.....Three Times</b>

## TOP RECORDS POST-ALL-STAR/OLYMPIC BREAK

WINS	POINTS
26.....2014-15	54.....2021-22
25.....2021-22	54.....2014-15
23.....2006-07	50.....2006-07
<b>19.....2022-23</b>	<b>45.....2022-23</b>
19.....2017-18	44.....2017-18
17.....2016-17	40.....2008-09

## TOP RECORDS IN ONE-GOAL GAMES

WINS	PCT.
25.....2006-07	.667 (24-5-7).....2021-22
24.....2021-22	.667 (24-12).....2009-10
24.....2013-14	.650 (16-7-7).....2019-20
24.....2009-10	.619 (13-5-3).....2012-13
23.....2011-12	.600 (15-5-5).....2020-21

## TOP RECORDS IN TWO-GOAL GAMES

WINS	PCT.
14.....2001-02	.750 (6-2).....2020-21
13.....2017-18	.619 (13-8).....2017-18
12.....2016-17	.600 (12-8).....2016-17
12.....2010-11	.600 (9-6).....2013-14
12.....2005-06	.579 (11-8).....Two Times

## TOP RECORDS IN THREE-GOAL GAMES

WINS	PCT.
23.....2021-22	.818 (18-4).....2016-17
20.....2017-18	.773 (17-5).....2006-07
18.....2016-17	.750 (12-4).....2005-06
17.....2006-07	.688 (11-5).....2003-04
14.....Three Times	.657 (23-12).....2021-22

## TOP RECORDS WHEN SCORING FIRST

WINS	PCT.
36.....2021-22	.875 (31-4-1).....2002-03
36.....2007-08	.855 (36-4-5).....2007-08
35.....2016-17	.846 (31-4-4).....2010-11
35.....2014-15	.800 (36-8-1).....2021-22
33.....2015-16	.800 (30-6-4).....2017-18

## TOP RECORDS WHEN OPPONENT SCORES FIRST

WINS	PCT.
20.....2011-12	.488 (18-19-4).....2006-07
18.....2006-07	<b>.462 (15-18-6).....2022-23</b>
17.....2021-22	.462 (12-11-3).....2020-21
17.....2018-19	.459 (17-14-6).....2021-22
<b>15.....2022-23</b>	.440 (15-20-7).....2017-18
15.....2017-18	.412 (14-17-3).....2016-17



# ALL-TIME LEADERS

# ALL-TIME LEADERS



## GAMES

1,028	Mikko Koivu
<b>851</b>	<b>Jared Spurgeon</b>
743	Nick Schultz
<b>741</b>	<b>Jonas Brodin</b>
656	Ryan Suter
598	Matt Dumba
565	Pierre-Marc Bouchard
558	Zach Parise
502	Marian Gaborik
489	Andrew Brunette

## GOALS

219	Marian Gaborik
205	Mikko Koivu
199	Zach Parise
132	Jason Zucker
119	Andrew Brunette
<b>114</b>	<b>Kirill Kaprizov</b>
111	Eric Staal
<b>110</b>	<b>Jared Spurgeon</b>
	Nino Niederreiter
106	Pierre-Marc Bouchard

## ASSISTS

504	Mikko Koivu
314	Ryan Suter
<b>269</b>	<b>Jared Spurgeon</b>
241	Pierre-Marc Bouchard
224	Mikael Granlund
218	Marian Gaborik
202	Andrew Brunette
201	Zach Parise
<b>166</b>	<b>Jonas Brodin</b>
157	Matt Dumba

## POINTS

709	Mikko Koivu
437	Marian Gaborik
400	Zach Parise
<b>379</b>	<b>Jared Spurgeon</b>
369	Ryan Suter
347	Pierre-Marc Bouchard
321	Andrew Brunette
317	Mikael Granlund
243	Jason Zucker

## PLUS/MINUS

<b>112</b>	<b>Jared Spurgeon</b>
<b>71</b>	<b>Jonas Brodin</b>
70	Mikko Koivu
62	Ryan Suter
54	Marian Gaborik
<b>47</b>	<b>Marcus Foligno</b>
43	Nino Niederreiter
<b>42</b>	<b>Ryan Hartman</b>
<b>41</b>	<b>Kirill Kaprizov</b>
<b>39</b>	<b>Joel Eriksson Ek</b>

## PENALTY MINUTES

698	Matt Johnson
592	Mikko Koivu
544	Derek Boogaard
<b>415</b>	<b>Marcus Foligno</b>
399	Matt Dumba
337	Cal Clutterbuck
333	Pierre-Marc Bouchard
325	Brent Burns
322	Nick Schultz

## POWER-PLAY GOALS

69	Zach Parise
60	Mikko Koivu
59	Marian Gaborik
55	Andrew Brunette
39	Brian Rolston
<b>39</b>	<b>Kirill Kaprizov</b>
<b>33</b>	<b>Jared Spurgeon</b>
29	Pierre-Marc Bouchard
28	Nino Niederreiter
27	Eric Staal
26	Matt Dumba
	Brent Burns

## POWER-PLAY ASSISTS

191	Mikko Koivu
117	Ryan Suter
104	Pierre-Marc Bouchard
86	Marian Gaborik
<b>87</b>	<b>Jared Spurgeon</b>
81	Andrew Brunette
70	Mikael Granlund
55	Brian Rolston
49	Zach Parise
48	Matt Dumba

## POWER-PLAY POINTS

251	Mikko Koivu
145	Marian Gaborik
138	Ryan Suter
136	Andrew Brunette
133	Pierre-Marc Bouchard
<b>120</b>	<b>Jared Spurgeon</b>
118	Zach Parise
94	Brian Rolston
90	Mikael Granlund
<b>76</b>	<b>Matt Dumba</b>

## SHORT-HANDED GOALS

14	Wes Walz
10	Mikko Koivu
7	Mikael Granlund
	Brian Rolston
6	Cal Clutterbuck
	Marian Gaborik
5	Antti Laaksonen
4	Six Players Tied

## SHORT-HANDED ASSISTS

15	Mikko Koivu
8	Nick Schultz
7	Wes Walz
<b>6</b>	<b>Jonas Brodin</b>
<b>6</b>	<b>Jared Spurgeon</b>
	Ryan Suter
5	Antti Laaksonen
	Brent Burns
	Pascal Dupuis
3	12 Players Tied

## SHORT-HANDED POINTS

25	Mikko Koivu
21	Wes Walz
10	Mikael Granlund
	Antti Laaksonen
9	Ryan Suter
8	Cal Clutterbuck
	Pascal Dupuis
	Marian Gaborik
	Brian Rolston
	Nick Schultz

## GAME-WINNING GOALS

43	Marian Gaborik
39	Zach Parise
33	Mikko Koivu
23	Eric Staal
22	Jason Zucker
21	Brian Rolston
<b>20</b>	<b>Jared Spurgeon</b>
	Charlie Coyle
19	Pierre-Marc Bouchard
18	Mikael Granlund
17	Kevin Fiala

## EVEN-STRENGTH GOALS

154	Marian Gaborik
135	Mikko Koivu
128	Zach Parise
107	Jason Zucker
81	Nino Niederreiter
	Eric Staal
78	Charlie Coyle
77	Pierre-Marc Bouchard
<b>77</b>	<b>Jared Spurgeon</b>
<b>75</b>	<b>Kirill Kaprizov</b>

## EVEN-STRENGTH ASSISTS

298	Mikko Koivu
191	Ryan Suter
<b>176</b>	<b>Jared Spurgeon</b>
151	Mikael Granlund
150	Zach Parise
137	Pierre-Marc Bouchard
<b>136</b>	<b>Jonas Brodin</b>
133	Charlie Coyle
130	Marian Gaborik
121	Andrew Brunette

## EVEN-STRENGTH POINTS

433	Mikko Koivu
284	Marian Gaborik
278	Zach Parise
<b>253</b>	<b>Jared Spurgeon</b>
222	Ryan Suter
217	Mikael Granlund
214	Pierre-Marc Bouchard
211	Charlie Coyle
193	Jason Zucker
185	Andrew Brunette

## OVERTIME GOALS

<b>6</b>	<b>Kirill Kaprizov</b>
	Matt Dumba
5	Brent Burns
	Mikko Koivu
<b>4</b>	<b>Jared Spurgeon</b>
	Marian Gaborik
3	Kevin Fiala
<b>2</b>	<b>Joel Eriksson Ek</b>

## SHOOTOUT GOALS

42	Mikko Koivu
15	Zach Parise
11	Matt Cullen
10	Jason Pominville
<b>9</b>	<b>Frederick Gaudreau</b>
	Mats Zuccarello
	Brian Rolston
8	Petteri Nummelin
<b>7</b>	<b>Kirill Kaprizov</b>
	Kevin Fiala
	Pierre-Marc Bouchard
	Pavol Demitra

## SHOTS ON GOAL

2,270	Mikko Koivu
1,707	Zach Parise
1,694	Marian Gaborik
<b>1,415</b>	<b>Jared Spurgeon</b>
1,225	Ryan Suter
1,121	Matt Dumba
1,049	Jason Zucker
<b>949</b>	<b>Jonas Brodin</b>
941	Joel Eriksson Ek
921	Mikael Granlund

## SHOOTING % (MIN. 200 SOG)

18.1	Andrew Brunette
<b>16.1</b>	<b>Kirill Kaprizov</b>
14.8	Mark Parrish
14.2	Eric Staal
<b>14.0</b>	<b>Marcus Foligno</b>
13.7	Owen Nolan
	Mats Zuccarello
13.3	Pavol Demitra
12.9	Marian Gaborik
	Nino Niederreiter

## MULTI-GOAL GAMES

41	Marian Gaborik
25	Zach Parise
<b>18</b>	<b>Kirill Kaprizov</b>
	Mikko Koivu
15	Jason Zucker
14	Nino Niederreiter
12	Kevin Fiala

## MULTI-POINT GAMES

153	Mikko Koivu
114	Marian Gaborik
79	Zach Parise
72	Ryan Suter
69	Pierre-Marc Bouchard
<b>68</b>	<b>Jared Spurgeon</b>
	Andrew Brunette
67	Mikael Granlund
<b>63</b>	<b>Kirill Kaprizov</b>
48	Kevin Fiala
	Eric Staal

## TOI/GAME (MIN. 200 GAMES)

27:02	Ryan Suter
23:55	Filip Kubla
23:50	Kim Johnsson
22:28	Marek Zidlicky
<b>22:13</b>	<b>Jared Spurgeon</b>
<b>22:07</b>	<b>Jonas Brodin</b>
21:34	Willie Mitchell
21:19	Greg Zanon
21:00	Lubomir Sekeras
20:58	Brad Bombardir

## MINOR PENALTIES

291	Mikko Koivu
152	Matt Dumba
146	Nick Schultz
144	Matt Johnson
143	Marian Gaborik
135	Brent Burns
133	Ryan Suter
124	Willie Mitchell
121	Wes Walz
<b>114</b>	<b>Jonas Brodin</b>

## MAJOR PENALTIES

64	Matt Johnson
54	Derek Boogaard
<b>33</b>	<b>Marcus Foligno</b>
26	Clayton Stoner
24	Brad Staubitz
21	Sylvan Blouin
16	Zenon Konopka
	Chris Stewart
	Stephane Veilleux

## FACEOFF WIN % (MIN. 1,000)

56.2	Stacy Roest
53.7	Mikko Koivu
53.6	Matt Cullen
53.1	Marc Chouinard
52.2	Eric Belanger
50.6	Erik Hauula
<b>50.3</b>	<b>Frederick Gaudreau</b>
	Eric Staal
	Jim Dowd
49.4	Mikael Granlund

## GAMES (GOALTENDER)

409	Niklas Backstrom
328	Devan Dubnyk
260	Manny Fernandez
167	Dwayne Roloson
151	Josh Harding
102	Darcy Kuemper
89	Alex Stalock
82	Cam Talbot
<b>57</b>	<b>Marc-Andre Fleury</b>
54	Kaapo Kahkonen
<b>39</b>	<b>Filip Gustavsson</b>

## GAMES STARTED (GOALTENDER)

391	Niklas Backstrom
321	Devan Dubnyk
250	Manny Fernandez
156	Dwayne Roloson
124	Josh Harding
89	Darcy Kuemper
81	Cam Talbot
77	Alex Stalock
<b>56</b>	<b>Marc-Andre Fleury</b>
51	Kaapo Kahkonen
<b>37</b>	<b>Filip Gustavsson</b>

## MINUTES PLAYED

23,248	Niklas Backstrom
18,882	Devan Dubnyk
14,902	Manny Fernandez
9,659	Dwayne Roloson
7,995	Josh Harding
5,453	Darcy Kuemper
4,856	Alex Stalock
4,826	Cam Talbot
<b>3,312</b>	<b>Marc-Andre Fleury</b>
3,098	Kaapo Kahkonen

## WINS

194	Niklas Backstrom
177	Devan Dubnyk
113	Manny Fernandez
62	Dwayne Roloson
60	Josh Harding
51	Cam Talbot
41	Darcy Kuemper
37	Alex Stalock
<b>33</b>	<b>Marc-Andre Fleury</b>

## LOSSES

142	Niklas Backstrom
113	Devan Dubnyk
102	Manny Fernandez
71	Dwayne Roloson
59	Josh Harding
34	Darcy Kuemper
30	Alex Stalock
23	Jamie McLennan
20	Cam Talbot
<b>18</b>	<b>Marc-Andre Fleury</b>

## TIES/OT LOSSES

50	Niklas Backstrom
28	Devan Dubnyk
	Manny Fernandez
27	Dwayne Roloson
14	Darcy Kuemper
11	Alex Stalock
	Josh Harding
9	Cam Talbot
	Jamie McLennan
8	Manny Fernandez
<b>7</b>	<b>Filip Gustavsson</b>
<b>4</b>	<b>Marc-Andre Fleury</b>

## WIN % (MIN. 25 GAMES)

0.694	Cam Talbot
0.635	Kaapo Kahkonen
0.601	Devan Dubnyk
0.569	Jose Theodore
0.567	Niklas Backstrom
0.545	Alex Stalock
0.539	Darcy Kuemper
0.523	Manny Fernandez
0.504	Josh Harding
0.472	Dwayne Roloson

## GAA (MIN. 25 GAMES)

<b>2.10</b>	<b>Filip Gustavsson</b>
2.28	Dwayne Roloson
2.41	Devan Dubnyk
2.45	Josh Harding
2.47	Manny Fernandez
2.48	Niklas Backstrom
2.60	Darcy Kuemper
2.64	Jamie McLennan
2.71	Cam Talbot
	Jose Theodore

## SAVE % (MIN. 25 GAMES)

<b>0.931</b>	<b>Filip Gustavsson</b>
0.919	Dwayne Roloson
0.918	Devan Dubnyk
	Josh Harding
0.916	Jose Theodore
0.915	Niklas Backstrom
0.914	Manny Fernandez
0.913	Cam Talbot
0.910	Darcy Kuemper

## SHUTOUTS

28	Niklas Backstrom
23	Devan Dubnyk
15	Dwayne Roloson
12	Manny Fernandez
10	Josh Harding
7	Darcy Kuemper
5	Cam Talbot
	Alex Stalock
<b>3</b>	<b>Filip Gustavsson</b>
	Ilya Bryzgalov

## GOALS ALLOWED

962	Niklas Backstrom
760	Devan Dubnyk
614	Manny Fernandez
367	Dwayne Roloson
327	Josh Harding
236	Darcy Kuemper
224	Alex Stalock
218	Cam Talbot
<b>156</b>	<b>Marc-Andre Fleury</b>
149	Kaapo Kahkonen

## SHOTS AGAINST

11,283	Niklas Backstrom
9,230	Devan Dubnyk
7,102	Manny Fernandez
4,548	Dwayne Roloson
3,984	Josh Harding
2,608	Darcy Kuemper
2,496	Cam Talbot
2,448	Alex Stalock
<b>1,701</b>	<b>Marc-Andre Fleury</b>
1,598	Kaapo Kahkonen

## SAVES

10,321	Niklas Backstrom
8,470	Devan Dubnyk
6,488	Manny Fernandez
4,181	Dwayne Roloson
3,657	Josh Harding
2,372	Darcy Kuemper
2,278	Cam Talbot
2,224	Alex Stalock
<b>1,545</b>	<b>Marc-Andre Fleury</b>
1,449	Kaapo Kahkonen

## SHOOTOUT SAVE %

1.000	Wade Dubielewicz
0.750	Dwayne Roloson
0.745	Manny Fernandez
0.731	Cam Talbot
0.712	Josh Harding
0.683	Devan Dubnyk
0.667	Alex Stalock
0.625	Ilya Bryzgalov
	Darcy Kuemper
<b>0.621</b>	<b>Filip Gustavsson</b>



# SINGLE-SEASON LEADERS

# SINGLE-SEASON LEADERS



## GOALS

47	<b>Kirill Kaprizov</b>	2021-22
42	Eric Staal	2017-18
	Marian Gaborik	2007-08
40	<b>Kirill Kaprizov</b>	2022-23
38	Marian Gaborik	2005-06
34	<b>Ryan Hartman</b>	2021-22
	Brian Rolston	2005-06
33	Kevin Fiala	2021-22
	Jason Zucker	2017-18
	Zach Parise	2014-15
31	<b>Matt Boldy</b>	2022-23

## ASSISTS

61	<b>Kirill Kaprizov</b>	2021-22
55	<b>Mats Zuccarello</b>	2021-22
52	Kevin Fiala	2021-22
50	Pierre-Marc Bouchard	2007-08
49	Mikko Koivu	2009-10
48	Andrew Brunette	2001-02
47	Mikko Koivu	2008-09
46	Mikael Granlund	2017-18
45	<b>Mats Zuccarello</b>	2022-23
	Mikko Koivu	2010-11
	Brian Rolston	2005-06
43	Three Players Tied	

## POINTS

108	<b>Kirill Kaprizov</b>	2021-22
85	Kevin Fiala	2021-22
83	Marian Gaborik	2007-08
79	<b>Mats Zuccarello</b>	2021-22
	Brian Rolston	2005-06
76	Eric Staal	2017-18
75	<b>Kirill Kaprizov</b>	2022-23
71	Mikko Koivu	2009-10
69	Mikael Granlund	2016-17
	Andrew Brunette	2001-02
67	<b>Mats Zuccarello</b>	2022-23
	Mikko Koivu	2008-09

## PLUS/MINUS

41	<b>Alex Goligoski</b>	2021-22
34	Ryan Suter	2016-17
	Jason Zucker	2016-17
33	<b>Jared Spurgeon</b>	2016-17
32	<b>Jared Spurgeon</b>	2022-23
32	<b>Jared Spurgeon</b>	2021-22
31	<b>Ryan Hartman</b>	2021-22
27	<b>Kirill Kaprizov</b>	2021-22
	Mikko Koivu	2016-17
26	Jordan Greenway	2021-22
25	<b>Marcus Foligno</b>	2021-22
23	Four Players Tied	

## PENALTY MINUTES

201	Matt Johnson	2002-03
183	Matt Johnson	2001-02
177	Matt Johnson	2007-08
173	Brad Staubitz	2010-11
158	Derek Boogaard	2005-06
148	Jason Marshall	2001-02
141	Aaron Voros	2007-08
137	Matt Johnson	2000-01
131	Andy Sutton	2000-01

## POWER-PLAY GOALS

17	<b>Kirill Kaprizov</b>	2022-23
	Brian Rolston	2005-06
14	<b>Kirill Kaprizov</b>	2021-22
	Zach Parise	2013-14
13	Brian Rolston	2006-07
12	<b>Joel Eriksson Ek</b>	2022-23
	<b>Joel Eriksson Ek</b>	2021-22
	Zach Parise	2019-20
	Andrew Brunette	2009-10
	Owen Nolan	2008-09
	Marian Gaborik	2006-07

## POWER-PLAY ASSISTS

24	Pierre-Marc Bouchard	2005-06
22	Ryan Suter	2017-18
	Andrew Brunette	2001-02
21	<b>Mats Zuccarello</b>	2021-22
	Mikko Koivu	2008-09
	Brian Rolston	2006-07
20	<b>Mats Zuccarello</b>	2022-23
	Mikko Koivu	2009-10
	Marek Zidlicky	2009-10
19	Pierre-Marc Bouchard	2007-08
	Pierre-Marc Bouchard	2006-07

## POWER-PLAY POINTS

34	Brian Rolston	2006-07
32	<b>Kirill Kaprizov</b>	2022-23
	Brian Rolston	2005-06
	Andrew Brunette	2001-02
31	<b>Kirill Kaprizov</b>	2021-22
	Pierre-Marc Bouchard	2005-06
29	<b>Mats Zuccarello</b>	2022-23
28	<b>Mats Zuccarello</b>	2021-22
	Mikko Koivu	2009-10
	Brian Rolston	2007-08
26	<b>Matt Boldy</b>	2022-23
	Brian Rolston	2008-09
	Pavol Demitra	2006-07
	Marian Gaborik	2001-02

## SHORT-HANDED GOALS

7	Wes Walz	2000-01
5	Brian Rolston	2005-06
4	<b>Frederick Gaudreau</b>	2022-23
	Cal Clutterbuck	2011-12
	Matt Cullen	2010-11
	Mikko Koivu	2008-09
	Stacy Roest	2001-02

## SHORT-HANDED ASSISTS

3	<b>Jared Spurgeon</b>	2015-16
	Mikko Koivu	2011-12
23	Kevin Fiala	2010-11
	Wes Walz	2005-06
	Andrei Zyuzin	2002-03
2	Several Players Tied	

## SHORT-HANDED POINTS

9	Wes Walz	2000-01
6	Mikko Koivu	2008-09
5	<b>Frederick Gaudreau</b>	2022-23
5	Brian Rolston	2005-06

## GAME-WINNING GOALS

8	Eric Staal	2016-17
	Marian Gaborik	2007-08
	Marian Gaborik	2002-03
	Brian Rolston	2007-08
7	Kevin Fiala	2021-22
	<b>Ryan Hartman</b>	2021-22
	Jason Zucker	2017-18
	Zach Parise	2015-16
	Marian Gaborik	2007-08
	Marian Gaborik	2005-06
	Brian Rolston	2005-06

## OVERTIME GOALS

3	Marian Gaborik	2007-08
2	Nine Players Tied	

## EVEN STRENGTH GOALS

33	<b>Ryan Hartman</b>	2021-22
	<b>Kirill Kaprizov</b>	2021-22
30	Marian Gaborik	2007-08
29	Eric Staal	2017-18
27	Kevin Fiala	2021-22
26	Marian Gaborik	2005-06
25	Jason Zucker	2017-18
24	Marian Gaborik	2002-03
23	<b>Kirill Kaprizov</b>	2022-23
	<b>Matt Boldy</b>	2022-23
	Eric Staal	2016-17
	Jason Pominville	2013-14
22	Zach Parise	2014-15

## SHOTS ON GOAL

305	Brian Rolston	2006-07
293	Brian Rolston	2005-06
289	<b>Kirill Kaprizov</b>	2021-22
	Brian Rolston	2007-08
280	Marian Gaborik	2002-03
278	Marian Gaborik	2007-08
262	Kevin Fiala	2021-22
261	<b>Kirill Kaprizov</b>	2022-23
259	Zach Parise	2014-15
255	<b>Matt Boldy</b>	2022-23
252	Jason Pominville	2014-15
	Marian Gaborik	2005-06
246	Mikko Koivu	2009-10

## MULTI-POINT GAMES

32	<b>Kirill Kaprizov</b>	2021-22
24	<b>Mats Zuccarello</b>	2021-22
23	Kevin Fiala	2021-22
22	Marian Gaborik	2005-06
20	Mikko Koivu	2009-10
	Marian Gaborik	2007-08
	Pavol Demitra	2006-07
	Brian Rolston	2005-06
19	Marian Gaborik	2001-02
18	<b>Kirill Kaprizov</b>	2022-23
	<b>Matt Boldy</b>	2022-23
	Andrew Brunette	2001-02

## FACEOFF WIN % (MIN. 250 FACEOFFS)

60.7	Zenon Konopka	2012-13
57.8	Martin Hanzal	2016-17
57.6	Eric Belanger	2009-10
57.0	Stacy Roest	2000-01
56.9	Mikko Koivu	2009-10
56.7	Jarret Stoll	2015-16
56.1	Mikko Koivu	2015-16
	Matt Cullen	2010-11
55.3	Nick Bjuggstad	2021-22

## GAMES PLAYED IN (GOALTENDER)

71	Niklas Backstrom	2008-09
67	Devan Dubnyk	2018-19
	Devan Dubnyk	2015-16
65	Devan Dubnyk	2016-17
60	Devan Dubnyk	2017-18
	Niklas Backstrom	2009-10
58	Niklas Backstrom	2007-08
	Manny Fernandez	2005-06
51	Niklas Backstrom	2010-11
50	Dwayne Roloson	2002-03

## GAMES STARTED (GOALTENDER)

71	Niklas Backstrom	2008-09
66	Devan Dubnyk	2018-19
	Devan Dubnyk	2015-16
63	Devan Dubnyk	2016-17
59	Devan Dubnyk	2017-18
58	Niklas Backstrom	2009-10
57	Niklas Backstrom	2007-08
56	Manny Fernandez	2005-06
50	Niklas Backstrom	2010-11
48	Cam Talbot	2021-22

## MINUTES PLAYED (GOALTENDER)

4,088	Niklas Backstrom	2008-09
3,861	Devan Dubnyk	2015-16
3,855	Devan Dubnyk	2018-19
3,758	Devan Dubnyk	2016-17
3,489	Niklas Backstrom	2009-10
3,450	Devan Dubnyk	2017-18
3,411	Manny Fernandez	2005-06
3,409	Niklas Backstrom	2007-08
2,978	Niklas Backstrom	2010-11
2,945	Dwayne Roloson	2002-03

## WINS

40	Devan Dubnyk	2016-17
37	Niklas Backstrom	2008-09
35	Devan Dubnyk	2017-18
33	Niklas Backstrom	2007-08
32	Cam Talbot	2021-22
	Devan Dubnyk	2015-16
31	Devan Dubnyk	2018-19
30	Manny Fernandez	2005-06
27	Devan Dubnyk	2014-15
26	Niklas Backstrom	2009-10

## LOSSES

28	Devan Dubnyk	2018-19
26	Devan Dubnyk	2015-16
24	Niklas Backstrom	2008-09
	Manny Fernandez	2001-02
23	Niklas Backstrom	2010-11
	Niklas Backstrom	2009-10
	Jamie McLennan	2000-01
20	Dwayne Roloson	2001-02
19	Devan Dubnyk	2016-17
18	Three Players Tied	

## OT LOSSES/TIES

11	Dwayne Roloson	2003-04
9	Manny Fernandez	2003-04
	Jamie McLennan	2000-01
8	Niklas Backstrom	2009-10
	Niklas Backstrom	2008-09
	Niklas Backstrom	2007-08
	Dwayne Roloson	2002-03
7	<b>Filip Gustavsson</b>	2022-23
	Devan Dubnyk	2017-18
	Niklas Backstrom	2011-12
	Manny Fernandez	2006-07

## GOALS AGAINST AVG. (MIN. 25 GP)

1.66	Josh Harding	2013-14
1.78	Devan Dubnyk	2014-15
1.88	Dwayne Roloson	2003-04
1.97	Niklas Backstrom	2006-07
2.00	Dwayne Roloson	2002-03
2.10	<b>Filip Gustavsson</b>	2022-23
2.24	Manny Fernandez	2002-03
	Manny Fernandez	2000-01
2.25	Devan Dubnyk	2016-17
2.29	Manny Fernandez	2005-06

## SAVE PERCENTAGE (MIN. 25 GP)

.936	Devan Dubnyk	2014-15
.933	Josh Harding	2013-14
	Dwayne Roloson	2003-04
.931	<b>Filip Gustavsson</b>	2022-23
.929	Niklas Backstrom	2006-07
.927	Dwayne Roloson	2002-03
.924	Manny Fernandez	2002-03
923	Devan Dubnyk	2016-17
	Niklas Backstrom	2007-08
920	Niklas Backstrom	2007-08

## SHUTOUTS

8	Niklas Backstrom	2008-09
5	Devan Dubnyk	2017-18
	Devan Dubnyk	2016-17
	Devan Dubnyk	2015-16
	Devan Dubnyk	2014-15
	Niklas Backstrom	2006-07
	Wayne Roloson	2003-04
	Dwayne Roloson	2001-02

## GOALS ALLOWED

163	Devan Dubnyk	2018-19
159	Niklas Backstrom	2008-09
158	Niklas Backstrom	2009-10
150	Devan Dubnyk	2015-16
145	Devan Dubnyk	2017-18
141	Devan Dubnyk	2016-17
132	Cam Talbot	2021-22
	Niklas Backstrom	2010-11
131	Niklas Backstrom	2007-08

## SHOTS AGAINST

2,059	Niklas Backstrom	2008-09
1,877	Devan Dubnyk	2018-19
1,842	Devan Dubnyk	2016-17
1,829	Devan Dubnyk	2015-16
1,769	Devan Dubnyk	2017-18
1,632	Niklas Backstrom	2009-10
1,629	Niklas Backstrom	2007-08
1,612	Manny Fernandez	2005-06
1,566	Niklas Backstrom	2010-11
1,488	Cam Talbot	2021-22
1,367	<b>Marc-Andre Fleury</b>	2022-23

## SAVES

1,900	Niklas Backstrom	2008-09
1,714	Devan Dubnyk	2018-19
1,701	Devan Dubnyk	2016-17
1,679	Devan Dubnyk	2015-16
1,624	Devan Dubnyk	2017-18
1,498	Niklas Backstrom	2007-08
1,482	Manny Fernandez	2005-06
1,474	Niklas Backstrom	2009-10
1,434	Niklas Backstrom	2010-11
1,356	Cam Talbot	2021-22
1,241	<b>Marc-Andre Fleury</b>	2022-23

## GOAL SUPPORT (MIN. 25 GP)

3.78	Kaapo Kahkonen	2021-22
3.64	Cam Talbot	2021-22
3.28	Alex Stalock	2019-20
3.27	Devan Dubnyk	2017-18
3.11	<b>Marc-Andre Fleury&lt;/</b>	



# ALL-TIME OVERTIME RESULTS

# ALL-TIME OVERTIME RESULTS



SEASON	REGULAR SEASON			TOTAL (W-L-T)
	OT GAMES	HOME (W-L-T)	ROAD (W-L-T)	
2000-01	22	2-4-10	2-1-3	4-5-13
2001-02	21	0-5-8	0-4-4	0-9-12
2002-03	19	5-0-3	3-1-7	8-1-10
2003-04	24	1-2-7	0-1-13	1-3-20
2005-06	14	3-2	3-6	6-8
2006-07	25	12-5	5-3	17-8
2007-08	19	6-5	3-5	9-10
2008-09	17	4-7	4-2	8-9
2009-10	18	6-4	4-4	10-8
2010-11	16	3-5	5-3	8-8
2011-12	24	7-4	6-7	13-11
2012-13	10	5-2	2-1	7-3
2013-14	23	5-5	6-7	11-12
2014-15	16	3-6	5-2	8-8
2015-16	15	1-4	3-7	4-11
2016-17	15	3-2	4-6	7-8
2017-18	18	4-8	3-3	7-11
2018-19	13	4-7	0-2	4-9
2019-20	12	3-5	2-2	5-7
2020-21	13	5-2	3-3	8-5
2021-22	23	11-2	5-5	16-7
2022-23	23	9-4	3-7	12-11
<b>TOTALS</b>	<b>400</b>	<b>102-90-28</b>	<b>68-75-27</b>	<b>173-172-55</b>

DATE	RESULT	GW/GT GOAL (TIME OF GOAL)	DATE	RESULT	GW/GT GOAL (TIME OF GOAL)
<b>Anaheim (13-5-2)</b>					
12/8/00	1-0 Loss	Oleg Tverdovsky (0:21 of OT)	1/25/16	2-1 Loss	Anthony Duclair (Shootout)
1/11/02	2-2 Tie	Paul Kariya (11:34 of 2nd)	2/8/18	4-3 Loss	Clayton Keller (3:55 of OT)
1/23/02	3-2 Loss	Keith Carney (4:02 of OT)	3/12/23	5-4 Loss	Clayton Keller (4:09 of OT)
<b>Boston (1-5-0)</b>					
1/20/03	2-1 Win	Antti Laaksonen (2:53 of OT)	11/25/09	2-1 Loss	David Krejci (Shootout)
11/30/03	1-1 Tie	Sandis Ozolinsh (18:35 of 2nd)	4/8/14	4-3 Win	Mikko Koivu (Shootout)
11/6/05	4-3 Win	Randy Robitaille (Shootout)	12/17/14	3-2 Loss	Loui Eriksson (1:30 of OT)
10/27/06	3-2 Win	Mikko Koivu (Shootout)	3/25/18	2-1 Loss	Brad Marchand (0:28 of OT)
10/6/09	4-3 Win	Andrew Brunette (3:08 of OT)	11/23/19	5-4 Loss	Torey Krug (2:41 of OT)
12/4/09	5-4 Win	Guillaume Latendresse (Shootout)	10/22/22	4-3 Loss	Taylor Hall (4:49 of OT)
<b>Buffalo (2-5-0)</b>					
11/17/10	2-1 Win	Antti Miettinen (3:36 of OT)	10/23/08	4-3 Loss	Derek Roy (0:44 of OT)
2/25/11	3-2 Win	Pierre-Marc Bouchard (4:53 of OT)	3/6/11	3-2 Loss	Drew Stafford (0:46 of OT)
10/5/13	4-3 Loss	Mathieu Perreault (4:55 of OT)	3/5/16	3-2 Win	Jason Pominville (Shootout)
12/8/17	3-2 Win	Matt Dumba (3:43 of OT)	2/5/19	5-4 Loss	Sam Reinhart (Shootout)
2/17/18	3-2 Loss	Nick Ritchie (Shootout)	12/16/21	3-2 Loss	Tage Thompson (Shootout)
12/10/19	3-2 Loss	Rickard Rakell (Shootout)	1/7/23	6-5 Loss	Victor Olofsson (4:41 of OT)
3/8/20	5-4 Win	Kevin Fiala (4:01 of OT)	1/23/23	3-2 Win	Kirill Kaprizov (Shootout)
<b>Calgary (12-12-4)</b>					
5/7/21	4-3 Win	Kirill Kaprizov (0:17 of OT)	11/5/00	3-2 Win	Antti Laaksonen (3:11 of OT)
5/8/21	4-3 Win	Victor Rask (2:46 of OT)	11/22/00	1-1 Tie	Marc Savard (3:37 of 3rd)
10/23/21	4-3 Win	Ryan Hartman (4:47 of OT)	3/1/01	1-1 Tie	Jason Wiemer (14:48 of 3rd)
12/3/22	5-4 Win	Matt Boldy (Shootout)	1/28/02	3-2 Loss	Jarome Iginla (0:46 of OT)
<b>Arizona (4-6-3)</b>					
12/29/00	2-2 Tie	Jim Dowd (3:48 of 3rd)	10/22/02	4-3 Win	Cliff Ronning (1:58 of OT)
11/20/01	2-1 Loss	Claude Lemieux (4:36 of OT)	12/5/02	1-1 Tie	Andrew Brunette (13:27 of 1st)
3/17/02	2-2 Tie	Marian Gaborik (17:43 of 3rd)	12/29/03	2-2 Tie	Richard Park (2:45 of 3rd)
3/7/04	1-1 Tie	Andrew Brunette (18:26 of 1st)	12/7/06	3-2 Win	Mikko Koivu (Shootout)
3/22/04	3-2 Loss	Mike Comrie (4:35 of OT)	1/26/07	2-1 Win	Pavol Demitra (Shootout)
1/2/11	6-5 Win	Cam Barker (0:46 of OT)	2/28/07	2-1 Loss	Jarome Iginla (Shootout)
3/8/12	3-2 Win	Dany Heatley (Shootout)	3/27/07	1-0 Loss	Alex Tanguay (Shootout)
3/27/13	4-3 Win	Mikko Koivu (2:43 of OT)	1/16/08	3-2 Loss	Kristian Huselius (Shootout)
12/13/14	4-3 Win	Mikko Koivu (Shootout)	12/17/08	3-2 Loss	Todd Bertuzzi (3:48 of OT)
12/11/15	2-1 Loss	Mikkel Boedker (0:34 of OT)			

DATE	RESULT	GW/GT GOAL (TIME OF GOAL)	DATE	RESULT	GW/GT GOAL (TIME OF GOAL)
2/19/09	3-2 Loss	Adrian Aucoin (3:50 of OT)	12/26/02	2-2 Tie	Theoren Fleury (3:06 of 3rd)
12/11/09	2-1 Win	Martin Havlat (3:15 of OT)	3/28/03	4-3 Win	Richard Park (1:14 of OT)
12/3/10	3-2 Loss	Rene Bourque (Shootout)	12/05/06	3-2 Win	Pierre-Marc Bouchard (Shootout)
4/8/10	2-1 Win	Brent Burns (Shootout)	12/09/06	5-4 Loss	Mark Parrish (3:18 of OT)
3/22/12	3-2 Win	Devin Setoguchi (Shootout)	1/14/07	4-3 Win	Pavol Demitra (Shootout)
2/11/13	2-1 Win	Mikko Koivu (Shootout)	1/9/10	6-5 Win	Owen Nolan (Shootout)
2/26/13	2-1 Win	Zach Parise (0:27 of OT)	12/14/11	4-3 Loss	Jonathan Toews (Shootout)
2/1/14	4-3 Loss	Mikael Backlund (2:25 of OT)	4/1/12	5-4 Win	Devin Setoguchi (Shootout)
2/18/15	3-2 Win	Mikko Koivu (1:50 of OT)	4/5/12	2-1 Win	Devin Setoguchi (Shootout)
12/2/16	3-2 Loss	Sean Monahan (Shootout)	1/30/13	3-2 Win	Matt Cullen (Shootout)
12/12/17	2-1 Win	Mikael Granlund (Shootout)	4/3/14	3-2 Loss	Marian Hossa (Shootout)
1/9/18	3-2 Loss	Dougie Hamilton (2:39 of OT)	3/20/16	3-2 Win	Charlie Coyle (Shootout)
1/5/20	5-4 Loss	Dillon Dube (Shootout)	2/8/17	4-3 Loss	Jonathan Toews (3:09 of OT)
4/28/22	3-2 Win	Kirill Kaprizov (0:44 of OT)	10/11/18	4-3 Win	Jason Zucker (3:25 of OT)
3/7/23	1-0 Loss	Tyler Toffoli (Shootout)	2/2/19	4-3 Loss	Erik Gustafsson (1:19 of OT)
<b>Carolina (5-5-2)</b>					
12/13/00	1-1 Tie	Jeff O'Neill (9:13 of 2nd)	2/4/20	3-2 Win	Matt Dumba (2:21 of OT)
2/27/04	3-3 Tie	Ron Francis (15:45 of 3rd)	1/22/22	4-3 Win	Marcus Foligno (4:22 of OT)
10/24/09	3-2 Win	Cal Clutterbuck (1:55 of OT)	10/30/22	4-3 Win	Kirill Kaprizov (Shootout)
11/15/09	5-4 Loss	Jussi Jokinen (Shootout)	<b>Colorado (12-9-3)</b>		
10/8/10	2-1 Loss	Jeff Skinner (Shootout)	12/16/01	3-2 Loss	Joe Sakic (4:09 of OT)
11/9/13	3-2 Win	Mikko Koivu (Shootout)	10/27/02	3-3 Tie	Antti Laaksonen (14:50 of 3rd)
11/12/15	3-2 Win	Jason Zucker (3:50 of OT)	10/29/02	3-2 Win	Lubomir Sekeras (3:43 of OT)
3/19/16	3-2 Win	Zach Parise (Shootout)	11/29/02	2-2 Tie	Antti Laaksonen (4:25 of 3rd)
10/7/17	5-4 Loss	Jacob Slavin (Shootout)	11/04/03	4-4 Tie	Steve Konowalchuk (11:55 of 3rd)
10/13/18	5-4 Loss	Sebastian Aho (2:57 of OT)	3/31/04	5-4 Win	Marc Chouinard (0:53 of OT)
11/16/19	4-3 Loss	Andrei Svechnikov (1:33 of OT)	10/5/06	3-2 Win	Todd White (1:03 of OT)
11/19/22	3-2 Win	Alex Goligoski (1:12 of OT)	11/18/06	2-1 Loss	Joe Sakic (Shootout)
<b>Chicago (13-4-1)</b>					
12/26/02	2-2 Tie	Theoren Fleury (3:06 of 3rd)	1/6/07	2-1 Loss	Milan Hejduk (Shootout)
3/28/03	4-3 Win	Richard Park (1:14 of OT)	3/11/07	3-2 Win	Brent Burns (4:41 of OT)
12/05/06	3-2 Win	Pierre-Marc Bouchard (Shootout)	3/30/08	3-2 Win	Marian Gaborik (3:10 of OT)
12/09/06	5-4 Loss	Mark Parrish (3:18 of OT)	4/6/08	4-3 Loss	Wojtek Wolski (Shootout)
1/14/07	4-3 Win	Pavol Demitra (Shootout)	3/12/09	2-1 Loss	Wojtek Wolski (Shootout)
1/9/10	6-5 Win	Owen Nolan (Shootout)			
12/14/11	4-3 Loss	Jonathan Toews (Shootout)			
4/1/12	5-4 Win	Devin Setoguchi (Shootout)			
4/5/12	2-1 Win	Devin Setoguchi (Shootout)			
1/30/13	3-2 Win	Matt Cullen (Shootout)			
4/3/14	3-2 Loss	Marian Hossa (Shootout)			
3/20/16	3-2 Win	Charlie Coyle (Shootout)			
2/8/17	4-3 Loss	Jonathan Toews (3:09 of OT)			
10/11/18	4-3 Win	Jason Zucker (3:25 of OT)			
2/2/19	4-3 Loss	Erik Gustafsson (1:19 of OT)			
2/4/20	3-2 Win	Matt Dumba (2:21 of OT)			
1/22/22	4-3 Win	Marcus Foligno (4:22 of OT)			
10/30/22	4-3 Win	Kirill Kaprizov (Shootout)			
<b>Dallas (9-12-1)</b>					
4/10/02	4-4 Tie	Andrew Brunette (8:41 of 3rd)	12/11/01	3-2 Win	Filip Kubsa (2:58 of OT)
3/21/03	3-2 Win	Wes Walz (1:30 of OT)	3/11/01	3-2 Loss	Brendan Shanahan (0:37 of OT)
12/2/06	4-3 Loss	Jussi Jokinen (Shootout)	12/26/01	3-3 Tie	Luc Robitaille (13:34 of 3rd)
4/15/06	4-3 Loss	Trevor Daley (4:26 of OT)	11/15/03	1-1 Tie	Steve Yzerman (12:18 of 3rd)
1/20/07	2-1 Loss	Stu Barnes (Shootout)	12/26/03	2-2 Tie	Kris Draper (7:23 of 3rd)
2/20/07	2-1 Win	Mikko Koivu (Shootout)	12/23/06	3-2 Win	Fredrik Bouchard (0:45 of OT)
3/14/09	3-2 Loss	Nicklas Grossman (2:23 of OT)	1/10/08	6-5 Win	Marian Gaborik (Shootout)
4/10/10	4-3 Loss	Jamie Benn (Shootout)	2/5/08	3-2 Loss	Brett Lebda (1:37 of OT)
12/4/10	4-3 Loss	Stephane Robidas (3:37 of OT)	1/3/09	3-2 Loss	Pavel Datsyuk (Shootout)
2/4/12	2-1 Loss	Jamie Benn (Shootout)			
1/18/14	3-2 Win	Nate Prosser (2:42 of OT)			
11/28/14	5-4 Win	Marco Scandella (2:04 of OT)			
11/14/15	3-2 Loss	John Klingberg (3:18 of OT)			
11/28/15	4-3 Loss	Tyler Seguin (3:57 of OT)			
2/9/16	4-3 Loss	John Klingberg (2:39 of OT)			
11/21/16	3-2 Loss	Jamie Benn (1:23 of OT)			
1/24/17	3-2 Win	Chris Stewart (Shootout)			
12/22/18	2-1 Loss	Alexander Radulov (4:50 of OT)			
12/1/19	3-2 Win	Mikko Koivu (Shootout)			
4/14/22	3-2 Win	Fredrick Gaudreau (1:40 of OT)			
12/2/22	6-5 Win	Fredrick Gaudreau (Shootout)			
2/17/23	2-1 Win	Matt Boldy (Shootout)			
<b>Detroit (7-9-3)</b>					
1/5/01	3-2 Win	Filip Kubsa (2:58 of OT)			
3/11/01	3-2 Loss	Brendan Shanahan (0:37 of OT)			
12/26/01	3-3 Tie	Luc Robitaille (13:34 of 3rd)			
11/15/03	1-1 Tie	Steve Yzerman (12:18 of 3rd)			
12/26/03	2-2 Tie	Kris Draper (7:23 of 3rd)			
12/23/06	3-2 Win	Fredrik Bouchard (0:45 of OT)			
1/10/08	6-5 Win	Marian Gaborik (Shootout)			
2/5/08	3-2 Loss	Brett Lebda (1:37 of OT)			
1/3/09	3-2 Loss	Pavel Datsyuk (Shootout)			



# ALL-TIME OVERTIME RESULTS

# ALL-TIME OVERTIME RESULTS



DATE	RESULT	GW/GT GOAL (TIME OF GOAL)
1/21/10	4-3 Loss	Drew Miller (Shootout)
11/19/10	4-3 Win	John Madden (4:18 of OT)
2/20/11	2-1 Loss	Pavel Datsyuk (Shootout)
10/15/11	3-2 Loss	Johan Franzen (4:11 of OT)
11/1/11	2-1 Win	Devin Setoguchi (1:33 of OT)
3/23/14	4-3 Win	Matt Moulson (2:15 of OT)
1/20/15	5-4 Loss	Pavel Datsyuk (Shootout)
4/4/15	3-2 Loss	Darren Helm (Shootout)
3/26/17	3-2 Loss	Andreas Athanasiou (1:52 of OT)
3/10/22	6-5 Win	Mats Zuccarello (Shootout)
<b>Edmonton (10-6-4)</b>		
11/12/00	5-4 Loss	Doug Weight (1:24 of OT)
4/4/01	2-2 Tie	Doug Weight (19:12 of 3rd)
10/14/01	3-3 Tie	Rem Murray (3:26 of 3rd)
4/2/02	2-1 Loss	Mike Grier (2:15 of OT)
12/3/02	2-1 Loss	Mike York (1:29 of OT)
12/17/02	4-3 Win	Richard Park (4:43 of OT)
1/2/03	2-1 Win	Jim Dowd (4:16 of OT)
12/18/03	1-1 Tie	Brad Isbister (19:59 of 3rd)
12/30/03	2-2 Tie	Mike York (17:43 of 3rd)
4/6/06	2-1 Win	Brian Rolston (Shootout)
10/25/07	5-4 Loss	Ales Hemyk (Shootout)
12/29/07	5-4 Win	Petteri Nummelin (1:50 of OT)
2/8/09	3-2 Win	Mikko Koivu (Shootout)
3/5/10	2-1 Loss	Mike Comrie (Shootout)
10/13/11	2-1 Win	Devin Setoguchi (Shootout)
10/20/11	2-1 Win	Matt Cullen (Shootout)
11/30/11	3-2 Win	Kyle Brodziak (Shootout)
3/11/14	4-3 Loss	Taylor Hall (Shootout)
12/4/16	2-1 Win	Mikko Koivu (3:11 of OT)
12/9/16	3-2 Win	Eric Staal (Shootout)
<b>Florida (2-3-1)</b>		
10/22/00	0-0 Tie	Scoreless Tie
3/9/10	3-2 Loss	Cory Stillman (Shootout)
2/23/12	3-2 Win	Erik Christensen (Shootout)
3/29/12	3-2 Win	Mikko Koivu (0:15 of OT)
10/19/13	2-1 Loss	Jonathan Huberdeau (Shootout)
2/13/23	2-1 Loss	Aleksander Barkov (Shootout)
<b>Los Angeles (13-10-5)</b>		
11/18/01	2-2 Tie	Steve Heinze (7:29 of 3rd)
11/19/02	2-2 Tie	Sergei Zholtok (5:48 of 3rd)
1/14/04	2-2 Tie	Nick Schultz (8:06 of 2nd)
1/26/04	2-2 Tie	Luc Robitaille (17:56 of 3rd)
03/04/04	1-1 Tie	Jason Wiemer (17:43 of 3rd)
10/09/05	2-1 Loss	Pavol Demitra (3:31 of OT)
3/07/06	3-2 Loss	Lubomir Visnovsky (1:21 of OT)
10/18/06	2-1 Win	Marian Gaborik (0:25 of OT)
11/11/06	3-2 Win	Todd White (Shootout)
10/16/07	4-3 Loss	Mike Cammalleri (Shootout)
3/2/08	2-1 Win	Martin Skoula (3:45 of OT)
2/24/09	2-1 Loss	Drew Doughty (Shootout)
10/25/10	3-2 Loss	Michal Handzus (Shootout)
12/11/10	3-2 Win	Brent Burns (2:50 of OT)
2/1/11	1-0 Win	Pierre-Marc Bouchard (Shootout)
3/31/12	4-3 Win	Erik Christensen (Shootout)
3/30/13	4-3 Win	Mikko Koivu (Shootout)
10/3/13	3-2 Loss	Anze Kopitar (Shootout)
1/7/14	2-1 Win	Nino Niederreiter (Shootout)
10/16/15	2-1 Loss	Anze Kopitar (2:19 of OT)
1/7/17	4-3 Loss	Tanner Pearson (3:32 of OT)
2/27/17	5-4 Win	Mikael Granlund (0:12 of OT)

DATE	RESULT	GW/GT GOAL (TIME OF GOAL)
3/19/18	4-3 Loss	Jeff Carter (4:26 of OT)
4/5/18	5-4 Loss	Dustin Brown (0:23 of OT)
1/15/19	3-2 Win	Jason Zucker (Shootout)
1/14/21	4-3 Win	Kirill Kaprizov (3:47 of OT)
1/16/21	4-3 Win	Marcus Johansson (4:49 of OT)
2/27/21	4-3 Win	Matt Dumba (4:59 of OT)
<b>Montreal (1-2-1)</b>		
10/24/00	2-2 Tie	Eric Weinrich (13:22 of 3rd)
1/29/04	3-2 Loss	Richard Zednik (4:32 of OT)
12/17/05	4-3 Win	Kurtis Foster (3:13 of OT)
3/1/12	5-4 Loss	David Desharnais (Shootout)
<b>Nashville (9-7-5)</b>		
3/21/01	0-0 Tie	Scoreless Tie
1/10/02	2-2 Tie	Greg Johnson (16:46 of 2nd)
3/6/03	2-2 Tie	Pascal Dupuis (8:28 of 2nd)
12/23/03	3-3 Tie	Jason Wiemer (16:55 of 2nd)
1/12/04	3-3 Tie	Sergei Zholtok (19:46 of 3rd)
11/16/06	7-6 Win	Brian Rolston (Shootout)
2/17/08	5-4 Win	Marian Gaborik (4:55 of OT)
12/2/09	5-4 Win	Andrew Ebbett (1:26 of OT)
12/28/11	2-1 Loss	Colin Wilson (Shootout)
4/3/12	2-1 Loss	Alexander Radulov (Shootout)
2/9/13	2-1 Win	Devin Setoguchi (4:21 of OT)
3/9/13	2-1 Win	Matt Cullen (Shootout)
2/6/14	3-2 Win	Nino Niederreiter (2:16 of OT)
12/20/14	6-5 Loss	Mattias Ekholm (1:45 of OT)
3/17/15	3-2 Win	Matt Dumba (0:22 of OT)
12/27/16	3-2 Win	Jared Spurgeon (2:46 of OT)
3/27/18	2-1 Loss	Kyle Turris (Shootout)
3/3/19	3-2 Loss	Ryan Johansen (Shootout)
3/5/19	5-4 Loss	Ryan Johansen (Shootout)
4/24/22	5-4 Win	Dmitry Kulikov (4:58 of OT)
4/13/23	4-3 Loss	Juso Parssinen (2:44 of OT)
<b>New Jersey (3-6-2)</b>		
1/26/02	2-2 Tie	Stacy Roest (13:07 of 2nd)
2/17/04	4-4 Tie	Brian Gionta (13:33 of 3rd)
12/3/05	3-2 Loss	Victor Kozlov (Shootout)
3/13/08	4-3 Loss	Jamie Langenbrunner (Shootout)
3/20/14	4-3 Loss	Andy Greene (2:00 of OT)
10/22/16	2-1 Loss	Taylor Hall (0:29 of OT)
11/20/17	4-3 Loss	John Moore (0:52 of OT)
2/15/19	5-4 Loss	Nico Hischler (3:19 of OT)
11/24/21	3-2 Win	Kevin Fiala (Shootout)
2/11/23	3-2 Win	Mats Zuccarello (Shootout)
3/21/23	2-1 Win	Matt Boldy (4:58 of OT)
<b>N.Y. Islanders (3-2-0)</b>		
2/9/08	4-3 Win	Brent Burns (2:34 of OT)
12/17/11	2-1 Loss	Frans Nielsen (Shootout)
3/24/15	2-1 Win	Zach Parise (Shootout)
3/17/19	3-2 Loss	Brock Nelson (1:04 of OT)
2/28/23	2-1 Win	Frederick Gaudreau (Shootout)
<b>N.Y. Rangers (0-4-0)</b>		
3/5/02	3-2 Loss	Brian Leetch (3:44 of OT)
11/25/19	3-2 Loss	Tony DeAngelo (0:32 of OT)
2/13/20	4-3 Loss	Mika Zibanejad (Shootout)
1/10/23	4-3 Loss	Artemi Panarin (Shootout)
<b>Ottawa (3-3-1)</b>		
12/20/00	2-2 Tie	Darby Hendrickson (5:37 of 3rd)
3/12/02	4-3 Loss	Magnus Arvedson (1:41 of OT)
10/11/11	4-3 Loss	Jason Spezza (Shootout)
3/3/15	3-2 Win	Charlie Coyle (Shootout)

DATE	RESULT	GW/GT GOAL (TIME OF GOAL)
3/15/16	3-2 Loss	Erik Karlsson (4:29 of OT)
11/13/16	2-1 Win	Matt Dumba (3:57 of OT)
11/2/21	5-4 Win	Kirill Kaprizov (2:02 of OT)
<b>Philadelphia (2-2-1)</b>		
10/11/00	3-3 Tie	Eric Desjardins (10:37 of 3rd)
3/25/10	4-3 Win	Kyle Brodziak (2:33 of OT)
1/7/16	4-3 Loss	Michael Del Zotto (4:23 of OT)
1/26/23	3-2 Win	Mats Zuccarello (2:08 of OT)
3/23/23	5-4 Loss	James van Riemsdyk (Shootout)
<b>Pittsburgh (2-1-1)</b>		
11/14/02	1-1 Tie	Richard Park (8:10 of 2nd)
11/18/08	2-1 Win	Marek Zidlicky (Shootout)
11/6/21	5-4 Win	Nick Bjugstad (Shootout)
3/31/22	4-3 Loss	Evgeni Malkin (3:57 of OT)
<b>San Jose (9-7-2)</b>		
10/6/01	0-0 Tie	Scoreless Tie
10/16/01	3-3 Tie	Mike Ricci (17:28 of 3rd)
10/31/02	2-1 Win	Sergei Zholtok (4:50 of 3rd)
2/3/06	3-2 Win	Brian Rolston (Shootout)
3/9/08	3-2 Loss	Patrick Marleau (Shootout)
3/19/08	4-3 Loss	Jeremy Roenick (Shootout)
12/31/08	3-2 Win	Brent Burns (1:38 of OT)
3/5/09	4-3 Win	Mikko Koivu (4:46 of OT)
3/10/09	5-4 Loss	Christian Ehrhoff (3:34 of OT)
1/10/12	5-4 Win	Matt Cullen (Shootout)
1/25/14	3-2 Loss	Joe Thornton (3:30 of OT)
10/30/14	4-3 Win	Jason Pominville (Shootout)
1/6/15	4-3 Loss	Marc-Edouard Vlasic (3:09 of OT)
12/10/17	4-3 Win	Nino Niederreiter (3:26 of OT)
2/25/18	3-2 Win	Jared Spurgeon (4:48 of OT)
3/29/21	4-3 Loss	Erik Karlsson (Shootout)
4/17/22	5-4 Win	Jared Spurgeon (1:05 of OT)
11/13/22	3-2 Loss	Alexander Barabanov (Shootout)
<b>St. Louis (9-14-5)</b>		
3/6/01	3-3 Tie	Cam Stewart (17:59 of 3rd)
3/14/01	1-0 Loss	Scott Young (3:09 of OT)
10/19/01	3-2 Loss	Keith Tkachuk (0:46 of OT)
12/2/01	4-4 Tie	Al Macchini (17:59 of 3rd)
10/12/02	2-2 Tie	Andrew Brunette (19:44 of 3rd)
1/5/04	1-1 Tie	Andrej Zyuzin (13:25 of 2nd)
1/17/04	2-2 Tie	Doug Weight (18:23 of 3rd)
3/10/06	2-1 Loss	Lee Stempniak (0:25 of OT)
4/04/06	5-4 Win	Brian Rolston (Shootout)
11/30/07	3-2 Win	Marian Gaborik (2:21 of OT)
2/10/08	2-1 Win	Brent Burns (Shootout)
2/11/11	5-4 Win	John Madden (Shootout)
3/29/11	3-2 Win	Mikko Koivu (Shootout)
11/19/11	3-2 Win	Matt Cullen (Shootout)
1/14/12	3-2 Loss	Kevin Shattenkirk (Shootout)
1/27/13	4-5 Loss	Vladimir Sobotka (2:16 of OT)
3/9/14	3-2 Loss	T.J. Oshie (Shootout)
11/29/14	3-2 Loss	Vladimir Tarasenko (Shootout)
10/31/15	3-2 Loss	David Backes (4:26 of OT)
11/26/16	4-3 Loss	David Perron (Shootout)
12/2/17	2-1 Win	Matt Dumba (0:39 of OT)
2/24/19	2-1 Win	Ryan Donato (2:29 of OT)
11/2/19	4-3 Loss	Ryan O'Reilly (2:27 of OT)
4/10/21	3-2 Loss	Ryan O'Reilly (4:58 of OT)
4/29/21	5-4 Loss	Ryan O'Reilly (3:43 of OT)
5/1/21	4-3 Win	Kevin Fiala (2:16 of OT)
4/8/22	4-3 Loss	Robert Thomas (1:27 of OT)
4/16/22	6-5 Loss	Brayden Schenn (0:56 of OT)

DATE	RESULT	GW/GT GOAL (TIME OF GOAL)
<b>Tampa Bay (3-3-1)</b>		
3/17/03	3-3 Tie	Andrew Brunette (15:35 of 3rd)
10/18/08	1-0 Win	Antti Miettinen (Shootout)
11/12/09	4-3 Loss	Vincent Lecavalier (Shootout)
1/2/16	3-2 Loss	Ryan Callahan (Shootout)
2/10/17	2-1 Win	Mikko Koivu (Shootout)
10/20/18	5-4 Win	Mikael Granlund (3:43 of OT)
11/21/21	5-4 Loss	Steven Stamkos (Shootout)
<b>Toronto (2-1-0)</b>		
11/13/13	2-1 Win	Zach Parise (Shootout)
12/4/21	4-3 Win	Kirill Kaprizov (Shootout)
2/24/23	2-1 Loss	William Nylander (1:05 of OT)
<b>Vancouver (11-10-5)</b>		
1/30/01	3-2 Loss	Mattias Ohlund (1:43 of OT)
3/4/01	4-3 Win	Aaron Gavey (2:26 of OT)
3/25/01	2-2 Tie	Filip Kuba (4:23 of 3rd)
4/5/02	5-4 Loss	Brendan Morrison (2:23 of OT)
1/28/03	2-2 Tie	Sergei Zholtok (9:38 of 3rd)
10/18/03	2-2 Tie	Henrik Sedin (18:28 of 3rd)
12/06/03	1-1 Tie	Trevor Linden (17:08 of 3rd)
3/10/04	1-1 Tie	Geoff Sanderson (15:43 of 3rd)
2/12/06	3-2 Loss	Daniel Sedin (1:26 of OT)
3/31/06	2-1 Win	Mikko Koivu (Shootout)
10/10/06	2-1 Win	Petteri Nummelin (Shootout)
2/14/07	3-2 Loss	Sami Salo (4:20 of OT)
3/4/07	4-3 Loss	Daniel Sedin (Shootout)
3/11/07	3-2 Win	Brent Burns (4:24 of OT)
2/14/08	5-4 Win	Mikko Koivu (Shootout)
2/20/08	3-2 Loss	Daniel Sedin (3:18 of OT)
1/31/09	4-3 Win	Marc-Andre Bergeron (1:52 of OT)
3/31/09	2-1 Loss	Henrik Sedin (4:00 of OT)
4/4/10	4-3 Loss	Sami Salo (2:15 of OT)
10/22/11	3-2 Loss	Sami Salo (4:39 of OT)
12/17/13	3-2 Win	Jason Pominville (Shootout)
2/28/14	2-1 Win	Justin Fontaine (Shootout)
1/14/18	3-2 Loss	Brandon Sutter (2:50 of OT)
2/19/20	4-3 Win	Alex Galchenyuk (Shootout)
3/24/22	3-2 Win	Joel Eriksson Ek (0:31 of OT)
10/20/22	4-3 Win	Kirill Kaprizov (3:02 of OT)
<b>Vegas (1-4-0)</b>		
10/6/18	2-1 Loss	Erik Haula (Shootout)
3/1/21	5-4 Loss	Max Pacioretty (2:00 of OT)
4/1/21	3-2 Win	Kevin Fiala (Shootout)
5/5/21	3-2 Loss	Alex Pietrangolo (1:53 of OT)
4/3/23	4-3 Loss	Reilly Smith (Shootout)
<b>Washington (2-2-0)</b>		
10/12/06	3-2 Win	Mikko Koivu (Shootout)
11/7/13	3-2 Loss	Nicklas Backstrom (Shootout)
3/28/17	5-4 Loss	T.J. Oshie (1:52 of OT)
1/8/22	3-2 Win	Kevin Fiala (Shootout)
<b>Winnipeg (4-4-1)</b>		
1/3/01	1-1 Tie	Donald Audette (4:36 of 1st)
3/7/08	3-2 Loss	Erik Christensen (Shootout)
2/16/12	4-3 Loss	Evander Kane (Shootout)
11/23/13	3-2 Win	Charlie Coyle (Shootout)
11/16/14	4-3 Win	Marco Scandella (1:01 of OT)
12/27/14	4-3 Loss	Andrew Ladd (2:47 of OT)
2/10/15	2-1 Loss	Dustin Byfuglien (4:00 of OT)
1/4/20	3-2 Win	Eric Staal (1:52 of OT)
10/19/21	6-5 Win	Joel Eriksson Ek (3:30 of OT)



# ALL-TIME SHOOTOUT RESULTS

# ALL-TIME SHOOTOUT RESULTS



SEASON	SHOOTOUTS	HOME	ROAD	TOTAL
2005-06	8	2-1	3-2	5-3
2006-07	17	7-4	3-3	10-7
2007-08	11	0-3	3-5	3-8
2008-09	8	3-2	2-1	5-3
2009-10	12	3-4	2-3	5-7
2010-11	8	1-3	2-2	3-5
2011-12	20	6-3	5-6	11-9
2012-13	6	2-2	2-0	4-2
2013-14	16	3-4	5-4	8-8
2014-15	7	2-2	2-1	4-3
2015-16	5	1-1	2-1	3-2
2016-17	5	2-0	1-2	3-2
2017-18	6	2-1	1-2	3-3
2018-19	5	1-2	0-2	1-4
2019-20	5	1-3	1-0	2-3
2020-21	2	0-0	1-1	1-1
2021-22	9	2-1	3-3	5-4
2022-23	13	5-4	2-2	7-6
<b>TOTALS</b>	<b>163</b>	<b>43-40</b>	<b>40-40</b>	<b>83-80</b>

OPPONENT	DATE	WILD	OPP	GOALTENDERS	DECIDING GOAL
<b>Anaheim (4-2)</b>	11/06/05	2-3	1-3	Fernandez/Giguere	Randy Robitaille
	10/27/06	1-2	0-3	Fernandez/Giguere	Mikko Koivu
	12/4/09	2-4	1-4	Backstrom/Hiller	Guillaume Latendresse
	2/17/18	2-11	3-11	Dubnyk/Gibson	Nick Ritchie
	12/10/19	0-2	2-2	Kahkonen/Gibson	Rickard Rakell
<b>Arizona (2-1)</b>	12/3/22	2-4	1-4	Gustavsson/Gibson	Matt Boldy
	3/8/12	3-5	2-5	Hackett/LaBarbera	Dany Heatley
	12/13/14	2-2	1-3	Backstrom/Dubnyk	Mikko Koivu
	1/25/16	0-3	1-2	Dubnyk/Domingue	Anthony Duclair
	<b>Boston (1-1)</b>	11/25/09	1-4	2-4	Backstrom/Rask
4/8/14		1-3	0-3	Bryzgalov/Rask	Mikko Koivu
<b>Buffalo (2-2)</b>		3/5/16	2-4	1-4	Dubnyk/Lehner
	2/5/19	0-3	1-3	Dubnyk/Ullmark	Sam Reinhart
	12/16/21	0-3	1-3	Talbot/Luukkonen	Tage Thompson
	1/28/23	3-3	1-2	Fleury/Luukkonen	Kirill Kaprizov
<b>Calgary (6-7)</b>	12/07/06	2-2	1-3	Fernandez/Kiprusoff	Mikko Koivu
	01/26/07	2-2	0-2	Backstrom/Kiprusoff	Pavol Demitra
	02/28/07	0-3	1-3	Harding/Kiprusoff	Jarome Iginla
	03/27/07	0-2	2-2	Backstrom/Kiprusoff	Alex Tanguay
	01/16/08	0-2	2-3	Backstrom/Kiprusoff	Kristian Huselius
	12/3/10	1-3	2-3	Backstrom/Karlsson	Rene Bourque
	4/8/10	2-3	0-2	Dubielewicz/Kiprusoff	Brent Burns
	3/22/12	1-4	0-4	Harding/Kiprusoff	Devin Setoguchi
	2/11/13	2-2	1-3	Backstrom/Irving	Mikko Koivu
	12/2/16	1-3	2-2	Dubnyk/Johnson	Sean Monahan
	12/12/17	2-5	1-5	Stalock/Smith	Mikael Granlund
	1/5/20	1-7	2-7	Stalock/Rittich	Dillon Dube
	3/7/23	1-4	2-4	Gustavsson/Markstrom	Tyler Toffoli
<b>Carolina (2-3)</b>	11/15/09	0-3	1-3	Backstrom/Leighton	Jussi Jokinen
	10/8/10	0-3	1-3	Backstrom/Ward	Jeff Skinner
	11/9/13	3-3	1-2	Harding/Peters	Mikko Koivu
	3/19/16	2-3	1-3	Dubnyk/Ward	Zach Parise
	10/7/17	0-3	1-3	Stalock/Darling	Jacob Slavin
<b>Chicago (8-2)</b>	12/05/06	3-6	2-6	Fernandez/Khabibulin	Pierre-Marc Bouchard
	1/14/07	1-2	0-3	Fernandez/Khabibulin	Pavol Demitra
	1/9/10	2-8	1-8	Harding/Huet	Owen Nolan
	12/14/11	0-2	2-2	Backstrom/Emery	Jonathan Toews

OPPONENT	DATE	WILD	OPP	GOALTENDERS	DECIDING GOAL	
	4/1/12	2-3	1-3	Harding/Emery	Devin Setoguchi	
	4/5/12	1-3	0-3	Harding/Crawford	Devin Setoguchi	
	2/4/12	1-3	2-2	Backstrom/Lehtonen	Jamie Benn	
	1/30/13	2-3	1-3	Backstrom/Crawford	Matt Cullen	
	4/3/14	0-3	1-3	Bryzgalov/Crawford	Marian Hossa	
	3/20/16	1-2	0-3	Dubnyk/Darling	Charlie Coyle	
	10/30/22	2-3	0-2	Fleury/Stalock	Kirill Kaprizov	
	<b>Colorado (5-7)</b>	11/18/06	1-3	2-3	Backstrom/Budaj	Joe Sakic
		1/6/07	1-4	2-4	Fernandez/Budaj	Milan Hejduk
		4/6/08	0-2	2-2	Harding/Theodore	Wojtek Wolski
		3/12/09	2-2	0-2	Backstrom/Budaj	Wojtek Wolski
		3/17/09	2-3	1-3	Backstrom/Budaj	Marek Zidlicky
		10/21/09	1-3	0-3	Backstrom/Anderson	Mikko Koivu
11/28/09		2-2	0-2	Harding/Anderson	Mikko Koivu	
	2/14/13	0-2	2-2	Backstrom/Giguere	Milan Hejduk	
	11/30/13	0-3	1-3	Harding/Varlimov	Ryan O'Reilly	
	12/14/13	2-2	1-3	Harding/Varlimov	Mikko Koivu	
	11/24/17	2-3	0-2	Stalock/Bernier	Charlie Coyle	
	1/17/22	0-3	1-2	Kahkonen/Francouz	Mikko Rantanen	
	<b>Columbus (2-5)</b>	10/28/05	1-8	2-8	Roloson/Prusek	Trevor Letowski
		11/30/05	0-3	1-3	Fernandez/Leclaire	Jaroslav Balastik
		11/15/08	2-3	0-2	Backstrom/Mason	Marek Zidlicky
		12/27/10	1-2	3-3	Theodore/Mason	Kyle Wilson
		4/13/13	0-2	2-2	Backstrom/Bobrovsky	Mark Letestu
		3/15/14	2-4	3-4	Kuemper/Bobrovsky	Ryan Johansen
		1/30/18	2-4	1-4	Dubnyk/Bobrovsky	Zach Parise
		<b>Dallas (5-4)</b>	12/02/06	1-3	3-3	Backstrom/Turco
1/20/07			2-9	3-9	Backstrom/Turco	Stu Barnes
2/20/07		1-3	0-3	Backstrom/Turco	Mikko Koivu	
4/10/10		0-4	1-4	Backstrom/Lehtonen	Jamie Benn	
2/4/12		1-3	2-2	Backstrom/Lehtonen	Jamie Benn	
1/24/17		3-5	2-5	Dubnyk/Lehtonen	Chris Stewart	
12/1/19		3-4	2-4	Stalock/Bishop	Mikko Koivu	
12/4/22		3-3	2-3	Fleury/Wedgewood	Frederick Gaudreau	
2/17/23		2-4	1-4	Gustavsson/Oettinger	Matt Boldy	
<b>Detroit (2-5)</b>		1/10/08	2-3	1-3	Harding/Osgood	Marian Gaborik
		1/03/08	0-3	1-2	Harding/Osgood	Pavel Datsyuk
	1/21/10	2-8	3-8	Backstrom/Howard	Drew Miller	
	2/20/11	0-2	2-3	Backstrom/Howard	Pavel Datsyuk	
	1/20/15	0-2	2-2	Kuemper/Mrazek	Pavel Datsyuk	
	1/20/15	2-8	3-8	Dubnyk/Howard	Darren Helm	
	3/10/22	2-2	0-2	Talbot/Nedeljkovic	Mats Zuccarelli	
	<b>Edmonton (6-3)</b>	4/06/06	2-3	1-3	Fernandez/Roloson	Brian Rolston
		10/25/07	1-3	2-3	Harding/Roloson	Ales Hemsky
		2/8/09	1-4	0-4	Backstrom/Roloson	Mikko Koivu
	3/5/10	2-6	3-6	Backstrom/Deslauriers	Mike Comrie	
	10/13/11	2-4	1-4	Backstrom/Khabibulin	Devin Setoguchi	
	10/20/11	1-2	0-3	Backstrom/Khabibulin	Matt Cullen	
	11/30/11	4-6	3-6	Backstrom/Khabibulin	Kyle Brodziak	
	3/11/14	2-4	3-4	Kuemper/Fasth	Taylor Hall	
	12/9/16	3-6	2-6	Dubnyk/Talbot	Eric Staal	
	<b>Florida (1-3)</b>	3/9/10	0-4	1-4	Backstrom/Vokoun	Cory Stillman
		2/23/12	2-2	0-2	Backstrom/Theodore	Erik Christensen
		10/19/13	0-2	2-2	Harding/Thomas	Jonathan Huberdeau
2/13/23		1-3	2-2	Gustavsson/Bobrovsky	Aleksander Barkov	
<b>Los Angeles (6-4)</b>		11/11/06	3-6	2-6	Fernandez/Garon	Todd White
	10/16/07	1-2	3-3	Backstrom/Aubin	Mike Cammalleri	
	2/24/09	1-4	2-4	Backstrom/Quick	Drew Doughty	
	10/25/10	2-5	3-5	Backstrom/Quick	Michal Handzus	
	2/1/11	1-2	0-3	Backstrom/Bernier	Pierre-Marc Bouchard	
	3/31/12	2-2	0-2	Backstrom/Bernier	Erik Christensen	
	3/30/13	3-3	1-2	Backstrom/Quick	Mikko Koivu	
10/3/13	0-2	2-2	Backstrom/Quick	Anze Kopitar		



# ALL-TIME SHOOTOUT RESULTS

# ALL-TIME HAT TRICKS & PENALTY SHOTS



OPPONENT	DATE	WILD	OPP	GOALTENDERS	DECIDING GOAL
	1/7/14	1-4	0-4	Kuemper/Quick	Nino Niederreiter
	1/15/19	1-3	0-3	Stalock/Quick	Jason Zucker
<b>Montreal (0-1)</b>	3/1/12	0-3	1-3	Harding/Price	David Desharnais
<b>Nashville (2-5)</b>	11/16/06	3-4	2-4	Backstrom/Mason	Brian Rolston
	12/28/11	1-3	0-3	Harding/Rinne	Colin Wilson
	4/3/12	0-3	1-2	Backstrom/Lindback	Alexander Radulov
	3/9/13	2-3	1-3	Backstrom/Rinne	Matt Cullen
	3/27/18	0-3	1-2	Dubnyk/Rinne	Kyle Turris
	3/3/19	1-4	2-4	Stalock/Saros	Ryan Johansen
	3/5/19	0-4	1-4	Dubnyk/Rinne	Ryan Johansen
<b>New Jersey (2-2)</b>	12/03/05	0-3	1-3	Fernandez/Brodeur	Victor Kozlov
	03/13/08	0-3	1-3	Backstrom/Brodeur	Jamie Langenbrunner
	11/24/21	1-2	0-3	Talbot/Blackwood	Kevin Fiala
	2/11/23	2-3	0-2	Gustavsson/Vanecek	Mats Zuccarello
<b>N. Y. Islanders (2-1)</b>	12/17/11	0-3	1-2	Backstrom/Montoya	Frans Nielsen
	3/24/15	1-2	0-3	Dubnyk/Halak	Zach Parise
	2/28/23	1-3	0-2	Gustavsson/Sorokin	Frederick Gaudreau
<b>N. Y. Rangers (0-2)</b>	2/13/20	0-2	2-2	Stalock/Georgiev	Mika Zibanejad
	1/10/23	1-3	2-3	Fleury/Sheterkin	Artemi Panarin
<b>Ottawa (1-1)</b>	10/11/11	1-2	3-3	Backstrom/Anderson	Jason Spezza
	3/3/15	3-5	2-5	Dubnyk/Hammond	Charlie Coyle
<b>Philadelphia (0-1)</b>	3/23/23	0-3	1-3	Fleury/Hart	James van Riemsdyk
<b>Pittsburgh (2-0)</b>	11/18/08	1-2	0-3	Backstrom/Sabourin	Marek Zidlicky
	11/6/21	3-4	2-4	Talbot/Jarry	Nick Bjostad
<b>San Jose (3-4)</b>	02/02/06	1-5	0-5	Fernandez/Toskala	Brian Rolston
	03/09/08	1-3	2-3	Backstrom/Nabokov	Patrick Marleau
	03/19/08	1-3	2-3	Backstrom/Nabokov	Jeremy Roenick
	1/10/12	2-2	0-2	Harding/Nieminen	Matt Cullen
	10/30/14	2-3	1-3	Kuemper/Nieminen	Jason Pominville
	3/29/21	2-8	3-8	Talbot/Jones	Erik Karlsson
	11/13/22	1-5	2-5	Gustavsson/Reimer	Alexander Barabanov
<b>St. Louis (5-4)</b>	04/04/06	2-3	1-3	Harding/Divis	Brian Rolston
	02/10/08	2-6	1-6	Harding/Legace	Brent Burns
	2/11/11	4-9	3-9	Theodore/Halak	John Madden
	3/29/11	2-3	1-3	Theodore/Halak	Mikko Koivu
	11/19/11	2-3	1-3	Harding/Halak	Matt Cullen
	1/14/12	0-3	1-3	Harding/Halak	Kevin Shattenkirk
	3/9/14	0-2	2-2	Brygalov/Elliott	T.J. Oshie
	11/29/14	0-3	1-3	Backstrom/Allen	Vladimir Tarasenko
	11/26/16	0-4	1-4	Dubnyk/Allen	David Perron
<b>Tampa Bay (2-3)</b>	10/18/08	1-2	0-3	Backstrom/Smith	Antti Miettinen
	11/12/09	0-2	2-2	Backstrom/Niittymaki	Vincent Lecavalier
	1/2/16	0-3	1-2	Dubnyk/Vasilevskiy	Ryan Callahan
	2/10/17	1-3	0-3	Dubnyk/Vasilevskiy	Mikko Koivu
	11/21/21	0-3	1-3	Kahkonen/Elliott	Steven Stamkos
<b>Toronto (2-0)</b>	11/13/13	2-3	0-2	Harding/Bernier	Zach Parise
	12/4/21	2-3	1-3	Talbot/Campbell	Kirill Kaprizov
<b>Vancouver (6-1)</b>	03/31/06	1-3	0-3	Fernandez/Auld	Mikko Koivu
	10/10/06	3-4	2-4	Fernandez/Luongo	Petteri Nummelin
	03/04/07	2-6	3-6	Backstrom/Luongo	Daniel Sedin
	02/14/08	2-3	1-3	Backstrom/Luongo	Mikko Koivu
	12/17/13	1-3	0-3	Harding/Luongo	Jason Pominville
	2/28/14	1-7	0-7	Kuemper/Lack	Justin Fontaine
	2/19/20	3-5	2-5	Dubnyk/Markstrom	Alex Galchenyuk
<b>Vegas (1-2)</b>	10/6/18	0-3	1-3	Dubnyk/Fleury	Erik Hauila
	4/1/21	1-2	0-3	Talbot/Lehner	Kevin Fiala
	4/3/23	2-5	3-5	Gustavsson/Brossoit	Reilly Smith
<b>Washington (2-1)</b>	10/12/06	1-2	0-3	Fernandez/Johnson	Mikko Koivu
	11/7/13	0-3	1-3	Harding/Holtby	Nicklas Backstrom
	1/8/22	2-3	0-2	Kahkonen/Fucale	Kevin Fiala
<b>Winnipeg (1-2)</b>	03/07/08	0-3	1-3	Backstrom/Hedberg	Erik Christensen
	2/16/12	1-4	2-4	Backstrom/Mason	Evander Kane
	11/23/13	2-4	1-4	Backstrom/Pavelec	Charlie Coyle

## HAT TRICKS FOR (37)

Antti Laaksonen vs. VAN 11/26/00 (F. Potvin), 3-1=4 pts.  
 Marian Gaborik vs. ATL 11/13/01 (D. Rhodes), 3-0=3 pts.  
 Marian Gaborik vs. CBJ 3/10/02 (R. Tugnutt), 3-1=4 pts.  
 Marian Gaborik at LA 11/4/02 (J. Storr), 3-0=3 pts.  
 Marian Gaborik vs. NSH 11/23/02 (M. Dunham), 3-0=3 pts.  
 Marian Gaborik at VAN 12/7/02 (D. Cloutier), 3-0=3 pts.  
 Marian Gaborik at NJ 2/17/04 (M. Brodeur), 3-0=3 pts.  
 Marian Gaborik vs. OTT 3/16/04 (P. Lalime), 3-2=5 pts.  
 Marc Chouinard vs. CGY 10/5/05 (M. Kiprusoff), 3-0=3 pts.  
 Brian Rolston at SJ 11/5/05 (N. Schafer), 3-0=3 pts.  
 Marian Gaborik at COL 4/09/06 (P. Budaj/J. Theodore), 3-1=4 pts.  
 Mark Parrish vs. CHI 12/9/06 (B. Boucher), 3-0=3 pts.  
 Marian Gaborik vs. NYR 12/20/07 (H. Lundqvist), 5-1=6 pts.  
 Chuck Kobasew vs. COL 11/27/09 (C. Anderson), 3-0=3 pts.  
 Guillaume Latendresse at ARI 1/16/10 (I. Bryzgalov), 3-0=3 pts.  
 Ryan Suter vs. WSH 1/4/14 (B. Holtby), 3-0=3 pts.  
 Justin Fontaine at ARI 1/9/14 (M. Smith), 3-0=3 pts.  
 Nino Niederreiter vs. BUF 11/13/14 (J. Enroth), 3-0=3 pts.  
 Zach Parise at COL 10/8/15 (S. Varlamov), 3-0=3 pts.  
 Zach Parise at CBJ 15/16 (A. Forsberg), 3-0=3 pts.  
 Zach Parise vs. CGY 3/24/16 (N. Backstrom), 3-1=4 pts.  
 Mikael Granlund at VAN 2/4/17 (R. Miller), 3-1=4 pts.  
 Jason Zucker at MTL 11/9/17 (C. Lindgren), 3-0=3 pts.  
 Mikael Granlund vs. NSH 12/29/17 (P. Rinne), 3-0=3 pts.  
 Nino Niederreiter vs. BUF 1/4/18 (R. Lehner), 3-0=3 pts.  
 Eric Staal vs. STL 2/27/18 (C. Hutton/J. Allen), 3-2=5 pts.  
 Jason Zucker at TB 3/7/19 (A. Vasiljevskiy), 3-0=3 pts.  
 Jared Spurgeon at EDM 2/21/20 (M. Koskinen), 3-0=3 pts.  
 Kirill Kaprizov vs. ARI 3/12/21 (A. Hill), 3-0=3 pts.  
 Kevin Fiala vs. COL 4/7/21 (P. Grubauer), 3-1=4 pts.  
 Joel Eriksson Ek vs. WPG 10/19/21 (C. Hellebuyck), 3-0=3 pts.  
 Rem Pitlick at SEA 11/13/21 (P. Grubauer), 3-0=3 pts.  
 Matt Boldy at BOS 2/14/22 (A. Nedeljkovic), 3-1=4 pts.  
 Mats Zuccarello vs. CHI 12/16/22 (P. Mrazek), 4-1=4 pts.  
 Kirill Kaprizov vs. CBJ 2/26/23 (E. Merzlikins), 3-0=3 pts.  
 Matt Boldy vs. WSH 3/19/23 (C. Lindgren), 3-0=3 pts.  
 Matt Boldy vs. SEA 3/27/23 (P. Gruber), 3-0=3 pts.

## HAT TRICKS AGAINST (36)

Radim Vrbata vs. COL 2/8/02 (Fernandez/Roloston) 3-0=3 pts.  
 Vaclav Prospal at ANA 1/23/04 (Roloston) 3-1=4 pts.  
 Jason Blake at NYI 3/19/04 (Roloston) 3-0=3 pts.  
 Jarome Iginla vs. CGY 3/29/07 (Backstrom/Harding) 3-0=3 pts.  
 Markus Naslund vs. VAN 11/21/07 (Harding) 3-0=3 pts.  
 Henrik Zetterberg vs. DET 12/7/07 (Harding) 3-0=3 pts.  
 Jarome Iginla at CGY 3/22/08 (Harding) 3-0=3 pts.  
 Nikita Filatov at CBJ 1/10/09 (Harding) 3-0=3 pts.  
 Jamie Langenbrunner vs. NJ 1/2/10 (Backstrom) 3-0=3 pts.  
 Jarome Iginla vs. CGY 3/7/10 (Backstrom) 3-1=4 pts.  
 Corey Perry at ANA 12/12/10 (Backstrom) 3-2=5 pts.  
 P.K. Subban vs. MTL 3/20/11 (Theodore/Backstrom) 3-1=4 pts.  
 Ryan Kesler at VAN 4/7/11 (Backstrom) 3-0=3 pts.  
 Max Pacioretty at MTL 11/19/13 (Harding), 3-0=3 pts.  
 T.J. Oshie at STL 3/27/14 (Kuemper), 3-0=3 pts.  
 Loui Eriksson at BOS 11/19/15 (Dubnyk), 3-0=3 pts.  
 Alex Ovechkin vs. WSH 2/11/16 (Dubnyk), 3-0=3 pts.  
 Jonathan Toews vs. CHI 2/21/17 (Dubnyk), 3-2=5 pts.  
 Alex Ovechkin vs. WSH 3/28/17 (Dubnyk), 3-1=4 pts.  
 Dustin Brown at LA 4/5/18 (Stalock), 4-0=4 pts.  
 Patrick Kane at CHI 12/27/18 (Dubnyk/Stalock), 3-0=3 pts.  
 Tyler Bertuzzi vs. DET 1/12/19 (Dubnyk), 3-0=3 pts.  
 James van Riemsdyk at PHI 1/14/19 (Dubnyk/Stalock), 3-0=3 pts.  
 Alexander Radulov at DAL 10/29/19 (Stalock), 3-1=4 pts.  
 Sebastian Aho at CAR 12/7/19 (Stalock), 3-2=5 pts.  
 Patrick Kane at CHI 12/15/19 (Kahkonen), 3-0=3 pts.  
 Dustin Brown at LA 3/7/20 (Stalock), 3-1=4 pts.  
 Dylan Coghlan vs. VGK 3/10/21 (Kahkonen), 3-0=3 pts.  
 Ryan O'Reilly at STL 4/9/21 (Kahkonen), 3-1=4 pts.  
 Kasperii Kapanen at PIT 11/6/21 (Talbot), 3-0=3 pts.  
 Mark Scheifele at WPG 2/16/22 (Talbot), 3-1=4 pts.  
 Mason Marchment vs. FLA 2/18/22 (Talbot), 3-0=3 pts.  
 Jason Robertson vs. DAL 3/6/22 (Kahkonen), 3-0=3 pts.  
 Ryan Johansen at NSH 4/5/22 (Fleury), 3-0=3 pts.  
 Roope Hintz at DAL 12/4/22 (Fleury), 3-1=4 pts.  
 Pavel Buchnevich at STL (Fleury), 3-0=3 pts.

## PENALTY SHOTS FOR (17-FOR-36)

Scott Pellerin vs. Joaquin Gage; no goal, 10/15/00 vs. EDM  
 Maxim Sushinsky vs. Felix Potvin; no goal, 11/26/00 vs. VAN  
 Antti Laaksonen vs. Patrick Lalime; no goal, 12/20/00 vs. OTT  
 Sebastien Bordeleau vs. Felix Potvin; goal, 10/7/01 at LA  
 Stacy Roest vs. Dan Cloutier; goal, 3/2/02 at VAN  
 Antti Laaksonen vs. Brent Johnson; goal, 3/26/02 at STL  
 Marian Gaborik vs. Jocelyn Thibault; no goal, 2/5/03 vs. CHI  
 Antti Laaksonen vs. Johan Hedberg; no goal, 10/18/03 vs. VAN  
 Marian Gaborik vs. Sebastien Caron; goal, 11/19/03 at PIT  
 Richard Park vs. Miikka Kiprusoff; goal, 12/29/03 at CAL  
 Wes Walz vs. Reinhard Divis; goal, 2/2/04 vs. STL  
 Antti Laaksonen vs. Dan Cloutier; goal, 2/19/04 vs. VAN  
 Marian Gaborik vs. Reinhard Divis; no goal, 4/4/04 vs. STL  
 Alexandre Daigle vs. Curtis Joseph; no goal, 10/8/05 at ARI  
 Pierre-Marc Bouchard vs. Dan Cloutier; goal, 10/12/05 vs. VAN  
 Brian Rolston vs. Miikka Kiprusoff; no goal, 12/29/05 at CGY  
 Marian Gaborik vs. Vesa Toskala; goal, 2/2/06 at SJ  
 Todd White vs. Dan Cloutier; no goal, 10/25/06 vs. LA  
 Brian Rolston vs. Roberto Luongo; goal, 11/2/06 vs. VAN  
 Brian Rolston vs. Ray Emery; goal, 11/20/06 at OTT  
 Pierre-Marc Bouchard vs. Tomas Vokoun; goal, 2/17/07 at NSH  
 Marian Gaborik vs. Ryan Miller; no goal, 3/9/07 at BUF  
 James Sheppard vs. Evgeni Nabokov; no goal, 4/2/10 vs. SJ  
 Mikko Koivu vs. Alex Auld; goal, 3/20/11 vs. MTL  
 Matt Cullen vs. Curtis McElhinney; goal, 12/31/11 vs. ARI  
 Devin Setoguchi vs. Semyon Varlamov; goal, 3/6/12 at COL  
 Devin Setoguchi vs. Jonathan Bernier; no goal, 3/31/12 vs. LA  
 Pierre-Marc Bouchard vs. Steve Mason; no goal, 1/29/13 vs. CBJ  
 Charlie Coyle vs. Jimmy Howard; goal, 3/22/14 vs. DET  
 Nino Niederreiter vs. Antti Raanta; goal, 12/16/14 at CHI  
 Jason Zucker vs. Corey Crawford; no goal, 1/11/15 at CHI  
 Zach Parise vs. Sergei Bobrovsky; no goal, 1/19/15 vs. CBJ  
 Jason Zucker vs. Pekka Rinne; no goal, 12/19/15 at NSH  
 Eric Staal vs. Semyon Varlamov; no goal, 12/20/16 vs. COL  
 Mikael Granlund vs. Connor Hellebuyck; no goal, 2/7/17 at WPG  
 Frederick Gaudreau vs. Igor Shesterkin; no goal, 1/28/22 at NYR

## PENALTY SHOTS AGAINST (15-FOR-24 STOPPED)

Petr Sykora vs. Manny Fernandez; no goal, 1/21/01 vs. NJ  
 Ziggy Palffy vs. Manny Fernandez; no goal, 10/7/01 at LA  
 Brad Isbister vs. Dwayne Roloston; no goal, 2/10/02 vs. NYI  
 Pavel Datsyuk vs. Dwayne Roloston; no goal, 1/15/03 vs. DET  
 Ladislav Nagy vs. Dwayne Roloston; goal, 10/8/05 at ARI  
 Niklas Sundstrom vs. Dwayne Roloston; no goal, 12/17/05 vs. MTL  
 Paul Kariya vs. Niklas Backstrom; no goal, 11/16/06 at NSH  
 John Pohl vs. Manny Fernandez; goal, 12/26/06 at TOR  
 Mike Ribeiro vs. Niklas Backstrom; no goal, 1/7/08 at DAL  
 Tomas Pihl vs. Niklas Backstrom; goal, 3/9/08 vs. SJ  
 Corey Perry vs. Niklas Backstrom; goal, 12/12/10 at ANA  
 Taylor Hall vs. Niklas Backstrom; no goal, 12/22/11 at EDM  
 Patrik Berglund vs. Josh Harding; no goal, 2/18/12 at STL  
 Andrew Desjardins vs. Niklas Backstrom; no goal, 3/23/13 vs. SJ  
 Eric Nystrom vs. Josh Harding; goal, 10/8/13 at NSH  
 Olli Maata vs. Niklas Backstrom; goal, 12/9/13 at PIT  
 Jordie Benn vs. Darcy Kuemper; goal, 1/21/14 at DAL  
 Keith Yandle vs. Devan Dubnyk; no goal, 12/17/15 vs. NYR  
 Chandler Stephenson vs. Alex Stalock; no goal, 11/18/17 at WSH  
 Brendan Perlini vs. Alex Stalock; no goal, 2/2/19 vs. CHI  
 Logan Couture vs. Devan Dubnyk; goal, 3/11/19 vs. SJ  
 Mike Hoffman vs. Marc-Andre Fleury; no goal, 10/25/22 at MTL  
 Radek Faksa vs. Filip Gustavsson; no goal, 2/8/23 at DAL  
 Reilly Smith vs. Marc-Andre Fleury, goal, 2/9/23 vs. VGK





# ALL-TIME SHUTOUTS

## BY THE WILD (121)

<b>2022-23 (5)</b>	<b>2013-14 (8)</b>
11/11/22 at SEA (1-0)..... (Feury-28 sv)	10/22/13 vs. NSH (2-0)..... (Harding-16 sv)
12/10/22 at VAN (3-0)..... (Gustavsson-35 sv)	11/3/13 vs. NJ (4-0)..... (Harding-19 sv)
2/23/23 at CBJ (2-0)..... (Feury-30 sv)	12/2/13 vs. PHI (2-0)..... (Harding-21 sv)
3/4/23 at CGY (3-0)..... (Gustavsson-31 sv)	1/12/14 at NSH (4-0)..... (Kuemper-23 sv)
3/7/23 vs. CGY (0-1 SO)..... (Gustavsson-26 sv)	2/27/14 at EDM (3-0)..... (Kuemper-21 sv)
<b>2021-22 (3)</b>	<b>2012-13 (3)</b>
2/2/22 at CHI (5-0)..... (Talbot-30 sv)	1/20/13 vs. DAL (1-0)..... (Harding-24 sv)
3/21/22 vs. VGK (3-0)..... (Talbot-28 sv)	3/23/13 vs. SJS (2-0)..... (Backstrom-33 sv)
4/19/22 at MTL (2-0)..... (Talbot-26 sv)	4/7/13 at CBJ (3-0)..... (Backstrom-24 sv)
<b>2020-21 (4)</b>	<b>2011-12 (6)</b>
3/8/21 vs. VGK (2-0)..... (Kahkonen-26 sv)	10/29/11 vs. DET (1-0)..... (Harding-36 sv)
3/12/21 vs. ARI (4-0)..... (Talbot-25 sv)	1/19/11 at CGY (3-0)..... (Backstrom-41 sv)
3/16/21 vs. ARI (3-0)..... (Kahkonen-31 sv)	11/17/11 vs. COL (1-0)..... (Backstrom-27 sv)
3/25/21 vs. STL (2-0)..... (Talbot-37 sv)	2/2/12 at COL (1-0)..... (Backstrom-37 sv)
<b>2019-20 (6)</b>	2/9/12 vs. BOS (2-0)..... (Backstrom-48 sv)
10/14/19 at OTT (2-0)..... (Stalock-26 sv)	3/19/12 vs. VAN (2-0)..... (Harding-33 sv)
10/22/19 vs. EDM (3-0)..... (Stalock-16 sv; Dubnyk-9 sv)	<b>2010-11 (5)</b>
12/23/19 vs. CGY (3-0)..... (Dubnyk-22 sv)	11/2/10 vs. SJ (1-0)..... (Backstrom-36 sv)
1/18/20 vs. DAL (7-0)..... (Stalock-27 sv)	1/8/11 at PIT (4-0)..... (Theodore-26 sv)
2/11/20 vs. VGK (4-0)..... (Stalock-26 sv)	1/16/11 vs. VAN (4-0)..... (Khudobin-32 sv)
2/28/20 at CBJ (5-0)..... (Stalock-24 sv)	1/19/11 at CGY (6-0)..... (Backstrom-37 sv)
<b>2018-19 (2)</b>	2/1/11 vs. LA (1-0, SO)..... (Backstrom-27 sv)
1/7/19 at MTL (1-0)..... (Dubnyk-32 sv)	<b>2009-10 (3)</b>
3/7/19 at TB (3-0)..... (Dubnyk-25 sv)	12/9/09 at COL (1-0)..... (Backstrom-22 sv)
<b>2017-18 (6)</b>	1/28/10 at COL (1-0)..... (Harding-29 sv)
11/9/17 at MTL (3-0)..... (Dubnyk-41 sv)	3/8/10 at CGY (4-0)..... (Backstrom-29 sv)
11/11/17 at PHI (1-0)..... (Dubnyk-32 sv)	<b>2008-09 (8)</b>
11/14/17 vs. PHI (3-0)..... (Dubnyk-30 sv)	10/18/08 at TB (1-0, SO)..... (Backstrom-32 sv)
12/14/17 vs. TOR (2-0)..... (Stalock-28 sv)	11/13/08 vs. ARI (4-0)..... (Backstrom-24 sv)
2/10/18 vs. CHI (3-0)..... (Dubnyk-44 sv)	12/3/08 vs. STL (4-0)..... (Backstrom-22 sv)
4/2/18 vs. EDM (3-0)..... (Dubnyk-22 sv)	1/4/09 at COL (2-0)..... (Backstrom-33 sv)
<b>2016-17 (5)</b>	1/6/09 at BOS (1-0)..... (Backstrom-28 sv)
10/25/16 at BOS (5-0)..... (Dubnyk-27 sv)	2/4/09 vs. ANA (3-0)..... (Backstrom-34 sv)
10/27/16 at BUF (4-0)..... (Dubnyk-38 sv)	3/22/09 vs. EDM (3-0)..... (Backstrom-31 sv)
10/29/16 vs. DAL (4-0)..... (Dubnyk-29 sv)	4/3/09 vs. CGY (4-0)..... (Backstrom-27 sv)
11/17/16 vs. BOS (1-0)..... (Dubnyk-25 sv)	<b>2007-08 (5)</b>
12/20/16 vs. COL (2-0)..... (Dubnyk-18 sv)	10/4/07 vs. CHI (1-0)..... (Backstrom-27 sv)
<b>2015-16 (8)</b>	10/10/07 vs. EDM (2-0)..... (Backstrom-21 sv)
10/24/15 vs. ANA (3-0)..... (Dubnyk-15 sv)	10/14/07 at ANA (2-0)..... (Harding-37 sv)
11/7/15 vs. TB (1-0)..... (Dubnyk-31 sv)	3/15/08 vs. LA (2-0)..... (Backstrom-24 sv)
11/21/15 vs. NSH (4-0)..... (Dubnyk-23 sv)	3/28/08 vs. VAN (4-0)..... (Backstrom-28 sv)
12/3/15 vs. TOR (1-0)..... (Dubnyk-28 sv)	<b>2006-07 (8)</b>
12/5/15 vs. COL (3-0)..... (Dubnyk-11 sv; Kuemper-9 sv)	10/14/06 vs. CBJ (5-0)..... (Fernandez-24 sv)
12/12/15 at SJ (2-0)..... (Kuemper-25 sv)	11/24/06 vs. ARI (4-0)..... (Backstrom-28 sv)
1/21/16 at LA (3-0)..... (Kemper-32 sv)	01/19/07 at CHI (3-0)..... (Fernandez-24 sv)
3/26/16 at COL (4-0)..... (Dubnyk-29 sv)	02/3/07 at ARI (1-0)..... (Backstrom-29 sv)
<b>2014-15 (8)</b>	03/1/07 at EDM (5-0)..... (Harding-30 sv)
10/9/14 vs. COL (5-0)..... (Kemper-16 sv)	03/27/07 vs. CGY (0-1)..... (Backstrom-24 sv)
10/11/14 at COL (3-0)..... (Kemper-30 sv)	04/3/07 vs. EDM (3-0)..... (Backstrom-25 sv)
10/23/14 vs. ARI (2-0)..... (Kemper-26 sv)	04/5/07 vs. EDM (3-0)..... (Backstrom-22 sv)
1/15/15 at BUF (7-0)..... (Dubnyk-18 sv)	
1/29/15 at CGY (1-0)..... (Dubnyk-30 sv)	
2/3/15 vs. CHI (3-0)..... (Dubnyk-24 sv)	
2/7/15 vs. COL (1-0)..... (Dubnyk-18 sv)	
2/20/15 at EDM (4-0)..... (Dubnyk-15 sv)	

<b>2005-06 (3)</b>	<b>2003-04 (7)</b>
10/12/05 vs. VAN (6-0)..... (Roloson-33 sv)	11/7/03 at CGY (3-0)..... (Roloson-34 sv)
12/8/05 at PIT (5-0)..... (Fernandez-22 sv)	11/11/03 vs. VAN (1-0)..... (Roloson-29 sv)
04/11/06 vs. CHI (2-0)..... (Harding-27 sv)	12/3/03 vs. EDM (1-0)..... (Fernandez-34 sv)
<b>2002-03 (6)</b>	2/2/04 vs. STL (4-0)..... (Roloson-24 sv)
11/16/02 vs. WSH (1-0)..... (Roloson-17 sv)	2/13/04 vs. EDM (3-0)..... (Roloson-28 sv)
2/10/03 at PHI (1-0)..... (Fernandez-30 sv)	3/18/04 at BOS (2-0)..... (Fernandez-31 sv)
2/12/03 vs. PHI (2-0)..... (Roloson-31 sv)	4/4/04 vs. STL (3-0)..... (Roloson-24 sv)
2/25/03 at OTT (3-0)..... (Roloson-28 sv)	<b>2001-02 (6)</b>
3/23/03 vs. DET (4-0)..... (Roloson-33 sv)	10/6/01 at SJ (0-0)..... (Roloson-36 sv)
3/31/03 vs. CGY (3-0)..... (Fernandez-26 sv)	11/21/01 at SJ (2-0)..... (Fernandez-22 sv)
<b>2001-02 (6)</b>	11/29/01 vs. FLA (6-0)..... (Roloson-29 sv)
10/6/01 at SJ (0-0)..... (Roloson-36 sv)	1/2/02 vs. TB (2-0)..... (Roloson-36 sv)
11/21/01 at SJ (2-0)..... (Fernandez-22 sv)	3/7/02 at STL (3-0)..... (Roloson-28 sv)
11/29/01 vs. FLA (6-0)..... (Roloson-29 sv)	3/10/02 vs. CBJ (5-0)..... (Roloson-14 sv)
1/2/02 vs. TB (2-0)..... (Roloson-36 sv)	<b>2000-01 (6)</b>
3/7/02 at STL (3-0)..... (Roloson-28 sv)	10/22/00 vs. FLA (0-0)..... (McLennan-24 sv)
3/10/02 vs. CBJ (5-0)..... (Roloson-14 sv)	11/24/00 vs. CHI (2-0)..... (Fernandez-27 sv)
<b>2000-01 (6)</b>	12/17/00 vs. DAL (6-0)..... (Fernandez-24 sv)
10/22/00 vs. FLA (0-0)..... (McLennan-24 sv)	1/10/01 vs. WSH (3-0)..... (Fernandez-17 sv)
11/24/00 vs. CHI (2-0)..... (Fernandez-27 sv)	1/24/01 at ANA (5-0)..... (Fernandez-20 sv)
12/17/00 vs. DAL (6-0)..... (Fernandez-24 sv)	3/21/01 vs. NSH (0-0)..... (McLennan-27 sv)
1/10/01 vs. WSH (3-0)..... (Fernandez-17 sv)	
1/24/01 at ANA (5-0)..... (Fernandez-20 sv)	
3/21/01 vs. NSH (0-0)..... (McLennan-27 sv)	

# ALL-TIME SHUTOUTS



## BY THE OPPONENT (123)

<b>2022-23 (4)</b>	<b>2021-22 (1)</b>
11/3/22 vs. SEA (0-4)..... (Jones-22 sv)	2/8/22 at WPG (0-2)..... (Hellebuyck-27 sv)
11/8/22 at LA (0-1)..... (Quick-21 sv)	<b>2020-21 (4)</b>
1/8/23 vs. STL (0-3)..... (Greiss-35 sv)	1/18/21 at ANA (0-1)..... (Gibson-34 sv)
3/7/23 vs. CGY (0-1 SO)..... (Markstrom-40 sv)	2/16/21 at LA (0-4)..... (Quick-28 sv)
<b>2021-22 (1)</b>	3/20/21 at COL (0-6)..... (Grubauer-31 sv)
2/8/22 at WPG (0-2)..... (Hellebuyck-27 sv)	5/12/21 at STL (0-4)..... (Husso-31 sv)
<b>2020-21 (4)</b>	<b>2019-20 (4)</b>
1/18/21 at ANA (0-1)..... (Gibson-34 sv)	10/17/19 at MTL (0-4)..... (Price-17 sv)
2/16/21 at LA (0-4)..... (Quick-28 sv)	10/24/19 at NSH (0-4)..... (Rinne-26 sv)
3/20/21 at COL (0-6)..... (Grubauer-31 sv)	12/21/19 vs. WPG (0-6)..... (Hellebuyck-31 sv)
5/12/21 at STL (0-4)..... (Husso-31 sv)	2/15/20 vs. SJ (0-2)..... (Jones-39 sv)
<b>2019-20 (4)</b>	<b>2018-19 (11)</b>
10/17/19 at MTL (0-4)..... (Price-17 sv)	12/6/18 at CGY (0-2)..... (Smith-31 sv)
10/24/19 at NSH (0-4)..... (Rinne-26 sv)	12/18/18 vs. SJ (0-4)..... (Jones-26 sv)
12/21/19 vs. WPG (0-6)..... (Hellebuyck-31 sv)	1/8/19 at BOS (0-4)..... (Rask-24 sv)
2/15/20 vs. SJ (0-2)..... (Jones-39 sv)	1/17/19 vs. ANA (0-3)..... (Gibson-37 sv)
<b>2018-19 (11)</b>	2/17/19 vs. STL (0-4)..... (Binnington-31 sv)
12/6/18 at CGY (0-2)..... (Smith-31 sv)	2/19/19 vs. ANA (0-4)..... (Miller-31 sv)
12/18/18 vs. SJ (0-4)..... (Jones-26 sv)	3/11/19 vs. SJ (0-3)..... (Jones-24 sv)
1/8/19 at BOS (0-4)..... (Rask-24 sv)	3/25/19 vs. NSH (0-1)..... (Saros-29 sv)
1/17/19 vs. ANA (0-3)..... (Gibson-37 sv)	3/31/19 at ARI (0-4)..... (Kemper-39 sv)
2/17/19 vs. STL (0-4)..... (Binnington-31 sv)	4/4/19 vs. BOS (0-3)..... (Halak-26 sv)
2/19/19 vs. ANA (0-4)..... (Miller-31 sv)	4/6/19 at DAL (0-3)..... (Bishop-24 sv)
3/11/19 vs. SJ (0-3)..... (Jones-24 sv)	<b>2017-18 (4)</b>
3/25/19 vs. NSH (0-1)..... (Saros-29 sv)	10/24/17 vs. VAN (0-1)..... (Nilsson-29 sv)
3/31/19 at ARI (0-4)..... (Kemper-39 sv)	11/4/17 vs. CHI (0-2)..... (Crawford-24 sv)
4/4/19 vs. BOS (0-3)..... (Halak-26 sv)	12/23/17 at TB (0-3)..... (Vasilevskiy-22 sv)
4/6/19 at DAL (0-3)..... (Bishop-24 sv)	12/30/17 at NSH (0-3)..... (Juuse Saros-29 sv)
<b>2017-18 (4)</b>	<b>2016-17 (5)</b>
10/24/17 vs. VAN (0-1)..... (Nilsson-29 sv)	11/5/16 at COL (0-1)..... (Pickard-32 sv)
11/4/17 vs. CHI (0-2)..... (Crawford-24 sv)	11/5/16 vs. CGY (0-1)..... (Johnson-27 sv)
12/23/17 at TB (0-3)..... (Vasilevskiy-22 sv)	2/14/17 vs. ANA (0-1)..... (Gibson-37 sv)
12/30/17 at NSH (0-3)..... (Juuse Saros-29 sv)	3/2/17 at COL (0-1)..... (Bobrovsky-38 sv)
<b>2016-17 (5)</b>	4/1/17 at NSH (0-3)..... (Rinne-31 sv)
11/5/16 at COL (0-1)..... (Pickard-32 sv)	<b>2015-16 (3)</b>
11/5/16 vs. CGY (0-1)..... (Johnson-27 sv)	1/15/16 vs. WPG (0-1)..... (Hellebuyck-24 sv)
2/14/17 vs. ANA (0-1)..... (Gibson-37 sv)	1/16/16 at NSH (0-3)..... (Hutton-29 sv)
3/2/17 at COL (0-1)..... (Bobrovsky-38 sv)	4/5/16 vs. SJ (0-3)..... (Reimer-29 sv)
4/1/17 at NSH (0-3)..... (Rinne-31 sv)	<b>2014-15 (3)</b>
<b>2015-16 (3)</b>	11/6/14 at OTT (0-3)..... (Anderson-35 sv)
1/15/16 vs. WPG (0-1)..... (Hellebuyck-24 sv)	11/26/14 vs. LA (0-4)..... (Jones-28 sv)
1/16/16 at NSH (0-3)..... (Hutton-29 sv)	4/6/15 vs. WPG (0-2)..... (Pavelec-32 sv)
4/5/16 vs. SJ (0-3)..... (Reimer-29 sv)	<b>2013-14 (4)</b>
<b>2014-15 (3)</b>	11/25/13 at STL (0-3)..... (Halak-22 sv)
11/6/14 at OTT (0-3)..... (Anderson-35 sv)	12/6/13 at CBJ (0-4)..... (McElhinney-20 sv)
11/26/14 vs. LA (0-4)..... (Jones-28 sv)	1/14/14 vs. OTT (0-3)..... (Lehner-27 sv)
4/6/15 vs. WPG (0-2)..... (Pavelec-32 sv)	1/21/14 at DAL (0-4)..... (Lehtonen-18 sv)
<b>2013-14 (4)</b>	<b>2012-13 (3)</b>
11/25/13 at STL (0-3)..... (Halak-22 sv)	4/4/13 at LA (0-3)..... (Bernier-23 sv)
12/6/13 at CBJ (0-4)..... (McElhinney-20 sv)	4/9/13 vs. CHI (0-1)..... (Emery-20 sv)
1/14/14 vs. OTT (0-3)..... (Lehner-27 sv)	4/11/13 vs. STL (0-2)..... (Elliott-23 sv)
1/21/14 at DAL (0-4)..... (Lehtonen-18 sv)	

<b>2011-12 (8)</b>	<b>2010-11 (8)</b>
12/19/11 at VAN (0-4)..... (Luongo-33 sv)	11/29/10 at CGY (0-3)..... (Kiprusoff-32 sv)
1/4/12 at VAN (0-3)..... (Luongo-28 sv)	1/9/11 vs. DAL (0-4)..... (Raycroft-26 sv)
2/18/12 at STL (0-4)..... (Elliott-13 sv)	2/1/11 vs. LA (0-1)..... (Bernier-25 sv)
2/28/12 vs. LA (0-4)..... (Bernier-26 sv)	2/5/11 at ARI (0-1)..... (Bryzalov-25 sv)
3/2/12 at DET (0-6)..... (Howard-19 sv)	3/10/11 at NSH (0-4)..... (Rinne-19 sv)
3/4/12 vs. COL (0-2)..... (Varlamov-30 sv)	3/11/11 at DAL (0-4)..... (Lehtonen-14 sv)
3/13/12 vs. DAL (0-1)..... (Lehtonen-28 sv)	3/22/11 vs. TOR (0-3)..... (Reimer-29 sv)
3/25/12 at WSH (0-3)..... (Holtby-28 sv)	4/7/11 at VAN (0-2)..... (Luongo-29 sv)
<b>2011-12 (8)</b>	<b>2009-10 (4)</b>
12/19/11 at VAN (0-4)..... (Luongo-33 sv)	12/7/09 at ARI (0-2)..... (Bryzalov-28 sv)
1/4/12 at VAN (0-3)..... (Luongo-28 sv)	1/14/10 at STL (0-1)..... (Mason-19 sv)
2/18/12 at STL (0-4)..... (Elliott-13 sv)	3/18/10 at NSH (0-5)..... (Rinne-17 sv)
2/28/12 vs. LA (0-4)..... (Bernier-26 sv)	3/31/10 vs. CHI (0-4)..... (Niemi-21 sv)
3/2/12 at DET (0-6)..... (Howard-19 sv)	<b>2008-09 (6)</b>
3/4/12 vs. COL (0-2)..... (Varlamov-30 sv)	10/18/08 at TB (0-2)..... (Smith-21 sv)
3/13/12 vs. DAL (0-1)..... (Lehtonen-28 sv)	11/8/08 at VAN (0-2)..... (Luongo-29 sv)
3/25/12 at WSH (0-3)..... (Holtby-28 sv)	12/6/08 at NSH (0-1)..... (Rinne-32 sv)
<b>2010-11 (8)</b>	1/17/09 vs. ANA (0-3)..... (Hiller-30 sv)
11/29/10 at CGY (0-3)..... (Kiprusoff-32 sv)	2/6/09 vs. NSH (0-2)..... (Dan Ellis-22 sv)
1/9/11 vs. DAL (0-4)..... (Raycroft-26 sv)	3/20/09 at NJ (0-4)..... (Brodeur-35 sv)
2/1/11 vs. LA (0-1)..... (Bernier-25 sv)	<b>2007-08 (4)</b>
2/5/11 at ARI (0-1)..... (Bryzalov-25 sv)	11/23/07 vs. CBJ (0-4)..... (Leclair-32 sv)
3/10/11 at NSH (0-4)..... (Rinne-19 sv)	12/7/07 at DET (0-5)..... (Hasek-19 sv)
3/11/11 at DAL (0-4)..... (Lehtonen-14 sv)	2/7/08 vs. DAL (0-1)..... (Smith-25 sv)
3/22/11 vs. TOR (0-3)..... (Reimer-29 sv)	2/20/08 at CHI (0-3)..... (Khabibulin-38 sv)
4/7/11 at VAN (0-2)..... (Luongo-29 sv)	<b>2006-07 (4)</b>
<b>2009-10 (4)</b>	12/1/06 vs. DET (0-3)..... (Hasek-20 sv)
12/7/09 at ARI (0-2)..... (Bryzalov-28 sv)	01/9/07 at CGY (0-3)..... (Kiprusoff-26 sv)
1/14/10 at STL (0-1)..... (Mason-19 sv)	03/6/07 vs. SJ (0-3)..... (Nabokov-26 sv)
3/18/10 at NSH (0-5)..... (Rinne-17 sv)	03/27/07 vs. CGY (0-1)..... (Kiprusoff-38 sv)
3/31/10 vs. CHI (0-4)..... (Niemi-21 sv)	<b>2005-06 (1)</b>
<b>2008-09 (6)</b>	11/1/05 at CGY (0-3)..... (Kiprusoff-23 sv)
10/18/08 at TB (0-2)..... (Smith-21 sv)	<b>2003-04 (9)</b>
11/8/08 at VAN (0-2)..... (Luongo-29 sv)	10/8/03 at CHI (0-1)..... (Thibault-33 sv)
12/6/08 at NSH (0-1)..... (Rinne-32 sv)	11/13/03 vs. EDM (0-2)..... (Conklin-22 sv)
1/17/09 vs. ANA (0-3)..... (Hiller-30 sv)	12/11/03 vs. TOR (0-1)..... (Belfour-28 sv)
2/6/09 vs. NSH (0-2)..... (Dan Ellis-22 sv)	1/9/04 vs. ARI (0-2)..... (Boucher-21 sv)
3/20/09 at NJ (0-4)..... (Brodeur-35 sv)	1/19/04 at NSH (0-2)..... (Vokoun-26 sv)
<b>2007-08 (4)</b>	1/24/04 at SJ (0-4)..... (Nabokov-24 sv)
11/23/07 vs. CBJ (0-4)..... (Leclair-32 sv)	2/26/04 at NSH (0-4)..... (Vokoun-27 sv)
12/7/07 at DET (0-5)..... (Hasek-19 sv)	3/4/04 at ANA (0-2)..... (Giguere-28 sv)
2/7/08 vs. DAL (0-1)..... (Smith-25 sv)	3/24/04 at CBJ (0-2)..... (Denis-20 sv)
2/20/08 at CHI (0-3)..... (Khabibulin-38 sv)	



# INDIVIDUAL MILESTONES

# INDIVIDUAL MILESTONES



## FIVE GOALS IN A GAME (1)

Marian Gaborik 12/20/07 vs. NYR

## THREE GOALS IN A GAME (37)

Antti Laaksonen 11/26/00 vs. VAN  
 Marian Gaborik 11/13/01 vs. ATL  
 Marian Gaborik 3/10/02 vs. CBJ  
 Marian Gaborik 11/4/02 at LA  
 Marian Gaborik 11/23/02 vs. NSH  
 Marian Gaborik 12/7/02 at VAN  
 Marian Gaborik 2/17/04 at NJ  
 Marian Gaborik 3/16/04 vs. OTT  
 Marc Chouinard 10/5/05 vs. CGY  
 Brian Rolston 11/5/05 at SJ  
 Marian Gaborik 4/9/06 at COL  
 Mark Parrish 12/9/06 vs. CH  
 Marian Gaborik 12/20/07 vs. NYR  
 Chuck Kobasew 11/27/09 vs. COL  
 Guillaume Latendresse 1/16/10 at ARI  
 Ryan Suter 1/4/14 vs. WSH  
 Justin Fontaine 1/9/14 at ARI  
 Nino Niederreiter 11/13/14 vs. BUF  
 Zach Parise 10/8/15 at COL  
 Zach Parise 1/5/16 at CBJ  
 Zach Parise 3/24/16 vs. CGY  
 Mikael Granlund 2/4/17 at VAN  
 Jason Zucker 11/9/17 at MTL  
 Mikael Granlund 12/29/17 vs. NSH  
 Nino Niederreiter 1/4/18 vs. BUF  
 Eric Staal 2/27/18 vs. STL  
 Jason Zucker 3/7/19 at TB  
 Jared Spurgeon 2/21/20 at EDM  
 Kirill Kaprizov 3/12/21 vs. ARI  
 Kevin Fiala 4/7/21 vs. COL  
 Joel Eriksson Ek 10/19/21 vs. WPG  
 Rem Pitlick 11/13/21 at SEA  
 Matt Boldy 2/14/22 at BOS  
 Mats Zuccarello 12/16/22 vs. CHI  
 Kirill Kaprizov 2/26/23 vs. CBJ  
 Matt Boldy 3/19/23 vs. WSH  
 Matt Boldy 3/27/23 vs. SEA

## FIVE ASSISTS IN A GAME (1)

Kevin Fiala 4/22/22 vs. SEA

## FOUR ASSISTS IN A GAME (7)

Marian Gaborik 10/26/02 at ARI  
 Andrew Brunette 3/10/02 vs. CBJ  
 Pascal Dupuis 3/25/04 at CHI  
 Eric Belanger 11/15/07 at EDM  
 Mikko Koivu 10/16/08 at FLA  
 Mikko Koivu 1/2/11 vs. ARI  
 Jason Zucker 2/27/18 vs. STL

## SIX POINTS IN A GAME (2)

Marian Gaborik (2g-4a) 10/26/02 at ARI  
 Marian Gaborik (5g-1a) 12/20/07 vs. NYR

## FIVE POINTS IN A GAME (5)

Marian Gaborik (3g-2a) 3/16/04 vs. OTT  
 Mikko Koivu (1g-4a) 10/16/08 at FLA  
 Eric Staal (3g-2a=5) 2/27/18 vs. STL  
 Jason Zucker (1g-4a=5) 2/27/18 vs. STL  
 Kevin Fiala (5a) 4/22/22 vs. SEA

## FOUR POINTS IN A GAME (39)

Scott Pellerin (1g-3a) 10/18/00 vs. TB  
 Antti Laaksonen (3g-1a) 11/26/00 vs. VAN  
 Andrew Brunette (2g-2a) 11/8/01 at BOS  
 Marian Gaborik (3g-1a) 3/10/02 vs. CBJ  
 Andrew Brunette (0g-4a) 3/10/02 vs. CBJ  
 Marian Gaborik (1g-3a) 1/16/03 vs. VAN  
 Pascal Dupuis (0g-4a) 3/25/04 at CHI  
 Brian Rolston (2g-2a) 12/17/05 vs. MTL  
 Wes Walz (2g-2a) 2/4/06 at ARI  
 Pierre-Marc Bouchard (2g-2a) 2/10/06 at EDM  
 Brian Rolston (2g-2a) 3/12/06 vs. EDM  
 Pierre-Marc Bouchard (1g-3a) 3/12/06 vs. EDM  
 Marian Gaborik (3g-1a) 4/9/06 at COL  
 Pierre-Marc Bouchard (2g-2a) 1/2/07 vs. ATL  
 Eric Belanger (0g-4a) 11/15/07 at EDM  
 Pierre-Marc Bouchard (2g-2a) 1/21/08 at VAN  
 Marian Gaborik (2g-2a) 3/25/09 at NYI  
 Guillaume Latendresse (1g-3a) 1/11/10 vs. PIT  
 Mikko Koivu (0g-4a) 1/2/11 vs. ARI  
 Zach Parise (2g-2a) 1/30/14 at COL  
 Mikko Koivu (1g-3a) 12/15/15 vs. VAN  
 Thomas Vanek (1g-3a) 12/15/15 vs. VAN  
 Zach Parise (3g-1a) 3/24/16 vs. CGY  
 Charlie Coyle (1g-3a) 12/23/16 at NYR  
 Mikael Granlund (3g-1a) 2/4/17 at VAN  
 Jason Pominville (2g-2a) 2/7/17 at WPG  
 Mikael Granlund (2g-2a) 2/23/18 at NYR  
 Eric Staal (2g-2a) 2/23/18 at NYR  
 Mikael Granlund (2g-2a) 2/27/18 vs. STL  
 Matt Dumba (1g-3a=4) 3/29/18 vs. DAL  
 Mats Zuccarello (1g-3a) 2/22/21 at SJ  
 Kevin Fiala (3g-1a) 4/7/21 vs. COL  
 Mats Zuccarello (1g-2a) 10/19/21 vs. WPG  
 Kirill Kaprizov (1g-3a) 11/18/21 vs. DAL  
 Kirill Kaprizov (1g-3a) 11/22/21 vs. WPG  
 Kevin Fiala (1g-3a) 2/14/22 vs. DET  
 Kirill Kaprizov (1g-3a) 4/22/22 vs. SEA  
 Mats Zuccarello (3g-1a) 12/15/22 vs. CHI

## 40-GOAL SEASONS (4)

Kirill Kaprizov (47) 2021-22  
 Marian Gaborik (42) 2007-08  
 Eric Staal (42) 2017-18  
 Kirill Kaprizov (40) 2022-23

## 30-GOAL SEASONS (13)

Marian Gaborik (38) 2005-06  
 Brian Rolston (34) 2005-06  
 Ryan Hartman (34) 2021-22  
 Kevin Fiala (33) 2021-22  
 Zach Parise (33) 2014-15  
 Jason Zucker (33) 2017-18  
 Matt Boldy (31) 2022-23  
 Brian Rolston (31) 2006-07  
 Marian Gaborik (30) 2001-02  
 Marian Gaborik (30) 2002-03  
 Marian Gaborik (30) 2006-07  
 Brian Rolston (30) 2007-08  
 Jason Pominville (30) 2013-14

## 20-GOAL SEASONS (40)

Zach Parise (29) 2013-14  
 Eric Staal (28) 2016-17  
 Zach Parise (28) 2018-19  
 Kirill Kaprizov (27) 2020-21  
 Mikael Granlund (26) 2016-17  
 Joel Eriksson Ek (26) 2021-22  
 Pavol Demitra (25) 2006-07  
 Owen Nolan (25) 2008-09  
 Andrew Brunette (25) 2009-10  
 Guillaume Latendresse (25) 2009-10  
 Zach Parise (25) 2015-16  
 Nino Niederreiter (25) 2016-17  
 Zach Parise (25) 2019-20  
 Dany Heatley (24) 2011-12  
 Nino Niederreiter (24) 2014-15  
 Mats Zuccarello (24) 2021-22  
 Joel Eriksson Ek (23) 2022-23  
 Kevin Fiala (23) 2019-20  
 Marcus Foligno (23) 2021-22  
 Andrew Brunette (22) 2008-09  
 Mikko Koivu (22) 2009-10  
 Martin Havlat (22) 2010-11  
 Kyle Brodziak (22) 2011-12  
 Jason Zucker (22) 2016-17  
 Eric Staal (22) 2018-19  
 Mats Zuccarello (21) 2022-23  
 Andrew Brunette (21) 2001-02  
 Thomas Vanek (21) 2014-15  
 Jason Zucker (21) 2017-18  
 Charlie Coyle (21) 2015-16  
 Mikael Granlund (21) 2017-18  
 Jason Zucker (21) 2018-19  
 Pascal Dupuis (20) 2002-03  
 Alexandre Daigle (20) 2003-04  
 Pierre-Marc Bouchard (20) 2006-07  
 Mikko Koivu (20) 2006-07  
 Mikko Koivu (20) 2008-09  
 Antti Miettinen (20) 2009-10  
 Nino Niederreiter (20) 2015-16  
 Kevin Fiala (20) 2020-21

## 60-ASSIST SEASON (1)

Kirill Kaprizov (61) 2021-22

## 50-ASSIST SEASONS (3)

Mats Zuccarello (55) 2021-22  
 Kevin Fiala (52) 2021-22  
 Pierre-Marc Bouchard (50) 2007-08

## 40-ASSIST SEASONS (17)

Mikko Koivu (49) 2009-10  
 Andrew Brunette (48) 2001-02  
 Mikko Koivu (47) 2008-09  
 Mikael Granlund (46) 2017-18  
 Brian Rolston (45) 2005-06  
 Mikko Koivu (45) 2010-11  
 Ryan Suter (45) 2017-18  
 Mats Zuccarello (45) 2022-23  
 Mikko Koivu (43) 2013-14  
 Ryan Suter (43) 2015-16  
 Mikael Granlund (43) 2016-17  
 Pierre-Marc Bouchard (42) 2005-06  
 Marian Gaborik (41) 2007-08  
 Martin Havlat (40) 2010-11  
 Mikko Koivu (40) 2016-17

Ryan Suter (40) 2018-19  
 Ryan Suter (40) 2019-20

## 100-POINT SEASON (1)

Kirill Kaprizov (108) 2021-22

## 80-POINT SEASONS (2)

Marian Gaborik (83) 2007-08  
 Kevin Fiala (85) 2021-22

## 70-POINT SEASONS (5)

Brian Rolston (79) 2005-06  
 Mats Zuccarello (79) 2021-22  
 Eric Staal (76) 2017-18  
 Mats Zuccarello (75) 2022-23  
 Mikko Koivu (71) 2009-10

## 60-POINT SEASONS (22)

Andrew Brunette (69) 2001-02  
 Mikael Granlund (69) 2016-17  
 Marian Gaborik (67) 2001-02  
 Mikael Granlund (67) 2017-18  
 Mikko Koivu (67) 2008-09  
 Mats Zuccarello (67) 2022-23  
 Marian Gaborik (66) 2005-06  
 Marian Gaborik (65) 2002-03  
 Eric Staal (65) 2016-17  
 Ryan Hartman (65) 2021-22  
 Pavol Demitra (64) 2006-07  
 Brian Rolston (64) 2006-07  
 Jason Zucker (64) 2017-18  
 Matt Boldy (63) 2022-23  
 Pierre-Marc Bouchard (63) 2007-08  
 Martin Havlat (62) 2010-11  
 Mikko Koivu (62) 2010-11  
 Zach Parise (62) 2014-15  
 Andrew Brunette (61) 2009-10  
 Joel Eriksson Ek (61) 2022-23  
 Zach Parise (61) 2018-19  
 Jason Pominville (60) 2013-14

## 45+ SAVES IN A GAME (13)

Dwayne Rolson (53) 11/8/01 at BOS  
 Dwayne Rolson (52) 10/28/05 at CBJ  
 Devan Dubnyk (52) 10/13/18 vs. CAR  
 Cam Talbot (50) 3/18/21 at COL  
 Niklas Backstrom (48) 2/19/12 vs. BOS  
 Niklas Backstrom (47) 12/22/07 vs. DET  
 Filip Gustavsson (47) 3/7/11 vs. SJ  
 Josh Harding (47) 3/21/23 at NJD  
 Niklas Backstrom (46) 1/14/12 at STL  
 Niklas Backstrom (46) 12/27/07 at ARI  
 Niklas Backstrom (46) 11/4/08 at SJ  
 Marc-Andre Fleury (46) 3/8/23 at WPG  
 Jose Theodore (46) 2/25/11 at ANA

## 40-WIN SEASONS (1)

Devan Dubnyk (40) 2016-17

## 30-WIN SEASONS (7)

Niklas Backstrom (37) 2008-09  
 Devan Dubnyk (35) 2017-18  
 Niklas Backstrom (33) 2007-08  
 Devan Dubnyk (32) 2015-16  
 Cam Talbot (32) 2021-22  
 Devan Dubnyk (31) 2018-19  
 Manny Fernandez (30) 2005-06



# ALL-TIME AWARDS & ACCOLADES

# ALL-TIME LEADERS vs. WILD



## JACK ADAMS TROPHY

Selected by the National Hockey League Broadcasters' Association, awarded annually to the NHL coach judged to have contributed the most to his team's success.

- Dean Evason (2021, Finalist)
- Jacques Lemaire (2003)

## LADY BYNG MEMORIAL TROPHY

Selected by the Professional Hockey Writers' Association, awarded annually to the NHL player adjudged to have exhibited the best type of sportsmanship and gentlemanly conduct combined with a high standard of playing ability.

- Jared Spurgeon (2022, Finalist)
- Jared Spurgeon (2017, Finalist)
- Mikael Granlund (2021, Finalist)

## CALDER MEMORIAL TROPHY

Selected by the Professional Hockey Writers' Association, awarded annually to the player selected as the most proficient in his first year of competition.

- Kirill Kaprizov (2021)

## KING CLANCY MEMORIAL TROPHY

Selected by a committee of senior NHL executives, awarded to the NHL player who best exemplifies leadership qualities on and off the ice and has made a noteworthy humanitarian contribution in his community.

- Matt Dumba (2020)
- Jason Zucker (2019)
- Jason Zucker (2018, Finalist)

## BILL MASTERTON MEMORIAL TROPHY

Selected by the Professional Hockey Writers' Association, awarded annually to the NHL player who best exemplifies the qualities of perseverance, sportsmanship, and dedication to ice hockey.

- Mason Shaw (2023, Finalist)
- Matt Dumba (2021, Finalist)
- Devan Dubnyk (2015)
- Josh Harding (2013)

## JAMES NORRIS MEMORIAL TROPHY

Selected by the Professional Hockey Writers' Association, awarded to the NHL defenseman who demonstrates throughout the season the greatest all-round ability in the position.

- Ryan Suter (2013, Finalist)

## LESTER PATRICK TROPHY

Presented by the NHL and USA Hockey since 1966 to honor a recipient's contribution to ice hockey in the U.S.

- Bob Naeyege, Jr. (2008)

## FRANK J. SELKE TROPHY

Selected by the Professional Hockey Writers' Association, awarded annually to the NHL forward who demonstrates the most skill in the defensive component of the game.

- Mikko Koivu (2017, Finalist)
- Wes Walz (2003, Finalist)

## VEZINA TROPHY

Selected by NHL General Managers, awarded annually to the NHL goaltender judged to be the best at the position.

- Devan Dubnyk (2015, Finalist)
- Niklas Backstrom (2009, Finalist)

## WILLIAM M. JENNINGS AWARD

The NHL goaltender(s) having played a minimum of 25 games for the team with the fewest goals scored against it.

- Niklas Backstrom & Manny Fernandez (2007)

## MBNA ROGER CROZIER SAVING GRACE AWARD

The goaltender having played a minimum of 25 games with the NHL's best save percentage.

- Niklas Backstrom (2007)
- Dwayne Roloson (2004)

## NHL FIRST ALL-STAR TEAM

- Ryan Suter (2013)

## NHL SECOND ALL-STAR TEAM

- Devan Dubnyk (2015)

## NHL ALL-ROOKIE TEAM

- Jonas Brodin (2013)

## NHL ALL-STARS

- Kirill Kaprizov (2023)
- Kirill Kaprizov (2022)
- Cam Talbot (2022)
- Eric Staal (2020)
- Devan Dubnyk (2019)
- Eric Staal (2018)
- Head Coach Bruce Boudreau (2017)
- Devan Dubnyk (2017)
- Ryan Suter (2017)
- Devan Dubnyk (2016)
- Ryan Suter (2015)
- Mikko Koivu (2012) - Did not play due to injury
- Brent Burns (2011)
- Martin Havlat (2011)
- Niklas Backstrom (2009)
- Marian Gaborik (2008)
- Brian Rolston (2007)
- Filip Kuba (2004)
- Dwayne Roloson (2004)
- Marian Gaborik (2003)

## NHL ALL-STAR AWARDS

- Marian Gaborik (2003 - Fastest Skater)
- Marian Gaborik (2003 - Second Star)

## NHL YOUNGSTARS

- Nick Johnson (2012)
- Pierre-Marc Bouchard (2004)
- Nick Schultz (2003)
- Marian Gaborik (2002)

## OLYMPIANS

- 2014
  - Mikael Granlund; Finland (bronze)
  - Mikko Koivu; Finland - Did not play due to injury
  - Nino Niederrieter; Switzerland
  - Zach Parise; USA
  - Ryan Suter; USA
- 2010
  - Niklas Backstrom; Finland (bronze)
  - Martin Havlat; Czech Republic
  - Mikko Koivu; Finland (bronze)

- Antti Miettinen; Finland (bronze)

- Marek Zidlicky; Czech Republic

- 2006
  - Marian Gaborik; Slovakia
  - Mikko Koivu; Finland (silver)

- Filip Kuba; Czech Republic (bronze)
- Brian Rolston; USA
- Daniel Tjarnqvist; Sweden (gold)

## NHL PLAYERS OF THE MONTH

- Eric Staal (First Star - February 2018)
- Devan Dubnyk (Third Star - December 2016)
- Devan Dubnyk (Second Star - March 2016)
- Devan Dubnyk (Third Star - March 2015)
- Devan Dubnyk (First Star - February 2015)
- Josh Harding (Third Star - November 2013)

## NHL PLAYERS OF THE WEEK

- Manny Fernandez (12/26/05)
- Dwayne Roloson (12/15/03)
- Ryan Suter (2013)
- Marian Gaborik (3/4/02)
- Marian Gaborik (10/21/02)

## NHL THREE STARS OF THE WEEK

- Filip Gustavsson (Third Star - 3/27/23)
- Filip Gustavsson (Third Star - 3/6/23)
- Mats Zuccarello (Third Star - 12/19/22)
- Marc-Andre Fleury (Third Star - 10/31/22)
- Kevin Fiala (Second Star - 4/25/22)
- Kevin Fiala (Second Star - 4/18/22)
- Cam Talbot (First Star - 3/28/22)
- Kirill Kaprizov (Second Star - 5/10/21)
- Cam Talbot (Second Star - 4/26/21)
- Mats Zuccarello (Third Star - 3/1/21)
- Kirill Kaprizov (First Star - 1/18/21)
- Kevin Fiala (First Star - 3/2/20)
- Devan Dubnyk (Third Star - 1/28/19)
- Eric Staal (First Star - 2/26/17)
- Devan Dubnyk (Third Star - 2/12/17)
- Jason Zucker (First Star - 11/13/17)
- Jason Pominville (First Star - 2/13/17)
- Mikael Granlund (Second Star - 2/6/17)
- Eric Staal (Third Star - 12/19/16)
- Devan Dubnyk (Second Star - 10/31/16)
- Zach Parise (First Star - 3/28/16)
- Erik Haula (Second Star - 2/22/16)
- Mikko Koivu (Third Star - 12/21/15)
- Devan Dubnyk (First Star - 3/30/15)
- Devan Dubnyk (First Star - 2/9/15)
- Devan Dubnyk (Third Star - 2/2/15)
- Zach Parise (Third Star - 1/26/15)
- Ryan Suter (Second Star - 12/15/14)
- Darcy Kuemper (Second Star - 10/13/14)
- Darcy Kuemper (Third Star - 3/3/14)
- Zach Parise (First Star - 2/3/14)
- Ryan Suter (Third Star - 1/6/14)
- Josh Harding (Third Star - 11/18/13)
- Jason Pominville (First Star - 11/4/13)
- Niklas Backstrom (Second Star - 3/25/13)
- Niklas Backstrom (Third Star - 3/4/13)
- Matt Hackett (Second Star - 12/12/11)
- Josh Harding (First Star - 11/7/11)
- Jose Theodore (Third Star - 1/10/11)
- Guillaume Latendresse (Third Star - 1/18/10)
- Niklas Backstrom (Second Star - 10/20/08)
- Marian Gaborik (First Star - 1/13/08)
- Marian Gaborik (First Star - 12/23/07)
- Niklas Backstrom (Third Star - 12/3/07)
- Niklas Backstrom (First Star - 12/19/06)

## CAREER VS. WILD

### GAMES

86	Henrik Sedin
84	Jarome Iginla
82	Daniel Sedin
73	Patrick Marleau
73	Paul Stastney

### GOALS

39	Jarome Iginla
26	Ryan Kesler
24	Patrick Kane
23	Patrick Marleau
23	Corey Perry

### ASSISTS

57	Henrik Sedin
44	Daniel Sedin
38	Anze Kopitar
34	Jonathan Toews
33	Jarome Iginla
	Ryan Getzlaf

### POINTS

72	Jarome Iginla
70	Henrik Sedin
66	Daniel Sedin
54	Anze Kopitar
53	Patrick Kane

### PLUS/MINUS

21	Dan Hamhuis
	Robyn Regehr
18	Nicklas Lidstrom
17	Daymond Langkow
	Joe Thornton

### PENALTY MINUTES

105	Cody McLeod
104	Jody Shelley
102	Alexandre Burrows
100	Darcy Hordichuk
85	David Backes

### POWER-PLAY GOALS

13	Milan Hejduk
12	Jarome Iginla
9	Patrick Marleau
	Alexander Ovechkin
8	Patrick Kane
	Ryan Kesler

### GAME-WINNING GOALS

10	Jarome Iginla
7	Joe Sakic
6	Loui Eriksson
	Nathan MacKinnon
5	Three Players Tied

### SHORT-HANDED GOALS

3	Marian Hossa
	Ryan Kesler
	Todd Marchant
2	13 Players Tied

### GAMES

50	Miikka Kiprusoff
42	Roberto Luongo
37	Pekka Rinne
35	Jonathan Quick

## SEASON VS. WILD

### GAMES

8 163 Players Tied

### GOALS

7	Ryan Kesler	2010-11
6	Jarome Iginla	2005-06
	Jarome Iginla	2006-07
	Jarome Iginla	2007-08
	Ryan Johansen	2021-22
	Ryan O'Reilly	2020-21
	Joe Sakic	2000-01

### ASSISTS

11	Nathan MacKinnon	2020-21
9	Henrik Sedin	2007-08
8	Roman Josi	2021-22
	David Perron	2020-21
	Henrik Sedin	2008-09
	Mark Stone	2020-21

### POINTS

14	Nathan MacKinnon	2020-21
12	Roman Josi	2021-22
	David Perron	2020-21
11	Filip Forsberg	2021-22
	Jarome Iginla	2007-08
	Mikko Rantanen	2020-21

### PLUS/MINUS

11	Robyn Regehr	2006-07
9	Dustin Byfuglien	2015-16
8	Harold Druken	2000-01
	J.P. Dumont	2006-07
	John-Michael Liles	2003-04
	Ryan O'Reilly	2020-21
	Brett Pesce	2018-19

### PENALTY MINUTES

54	Alex Burrows	2007-08
39	Robyn Regehr	2002-03
37	Theo Peckham	2010-11
	Jody Shelley	2003-04
36	Darcy Hordichuk	2009-10

### POWER-PLAY GOALS

4	Ryan Johansen	2021-22
3	10 Players Tied	

### GAME-WINNING GOALS

4	Joe Sakic	2000-01
2	35 Players Tied	

### SHORT-HANDED GOALS

2	Jarret Stoll	2007-08
1	135 Players Tied	

## GOALTENDING CAREER VS. WILD

### WINS

29	Miikka Kiprusoff
20	Pekka Rinne
17	Roberto Luongo
	Jonathan Quick
16	Evgeni Nabokov

## SINGLE GAME VS. WILD

### GOALS

4	Dustin Brown	4/5/18
3	35 Players Tied	

### ASSISTS

5	Aleksander Barkov	3/8/19
	Mark Stone	3/1/21
4	Nine Players Tied	

### POINTS

5	Sebastian Aho	12/7/19
	Aleksander Barkov	3/8/19
	Rasmus Dahlin	1/7/23
	Nathan MacKinnon	3/2/18
	Corey Perry	12/12/10
	Mark Stone	3/1/21
	Jonathan Toews	2/21/17
	Doug Weight	11/12/00

### PLUS/MINUS

5	12 Players Tied	
---	-----------------	--

### PENALTY MINUTES

27	Lawson Crouse	3/16/21
	Jody Shelley	3/24/04
25	Theo Peckham	4/8/11
24	Robyn Regehr	3/31/03
	Jeremy Stevenson	3/21/01

### POWER-PLAY GOALS

3	Alex Ovechkin	3/28/17
---	---------------	---------

### SHORT-HANDED GOALS

1	137 players tied	
---	------------------	--

### SHOTS ON GOAL

12	Bill Guerin	11/8/01
	Patrick Kane	1/15/17
	Richard Zednik	12/10/01
11	Derian Hatcher	11/27/02
	Craig Smith	12/29/17

### TIME ON ICE

35:12	Erik Karlsson	3/3/15
34:12	Erik Karlsson	11/13/22
34:00	Scott Niedermayer	12/31/06
33:58	Brian Pothier	10/12/06
33:45	Jay Bouwmeester	12/3/10
33:39	Toby Enstrom	3/7/08
33:13	Boris Mironov	10/29/00



# RECORD BOOK

## TEAM RECORDS

### STREAKS

**LONGEST WINNING STREAK, SEASON**

12 - 12/4-12/29/16

**At Home:**

11 - 1/31-3/25/21

**On Road:**

12 - 2/18-4/9/15

**LONGEST POINT STREAK, SEASON**

14 - (11-0-3) 2/7-3/15/23

**At Home:**

13 - 2x, last, (12-0-1), 3/16-4/22/22

**On Road:**

14 - (12-0-2) 12/2/16-1/31/17

**LONGEST WINLESS STREAK, SEASON**

12 - (0-9-3) 3/11-4/4/01

**At Home:**

8 - (0-5-3) 2/26-3/28/01

**On Road:**

12 - (0-4-8) 12/18/03-1/31/04

**LONGEST LOSING STREAK, SEASON**

8 - 1/23-2/13/16

**At Home:**

8 - 1/7-2/13/16

**On Road:**

8 - 10/3-10/26/09

**LONGEST SHUTOUT STREAK, SEASON**

198:33 - 3/2-3/8/23

**At Home:**

157:40 - 3/29-4/7/07

**On Road:**

172:06 - 10/23-11/5/16

**MOST CONSECUTIVE GAMES WITHOUT BEING SHUT OUT**

93 - 11/2/05-11/29/06

**At Home:**

72 - 1/12/04-11/29/06

**On Road:**

54 - 11/2/05-12/27/06

**LONGEST SCORELESS STREAK, SEASON**

180:07 - 1/28-2/10/02

**At Home:**

180:07 - 1/28-2/10/02

**On Road:**

168:48 - 3/3-3/14/01

### POINTS

**MOST POINTS, SEASON**

113 - 2021-22 (53-22-7)

**At Home:**

64 - 2021-22 (31-8-2)

**On Road:**

50 - (2x), last, 2016-17 (22-13-6)

**FEWEST POINTS, SEASON**

68 - 2000-01 (25-39-18)

**At Home:**

39 - 2018-19 (16-18-7)

**On Road:**

26 - 2000-01 (11-26-4)

### WINS

**MOST WINS, SEASON**

53 - 2021-22

**At Home:**

31 - 2021-22

**On Road:**

24 - 2014-15

**FEWEST WINS, SEASON (Full Seasons Only)**

25 - 2000-01

**At Home:**

14 - 2x, last, 2001-02

**On Road:**

11 - 2x, last, 2003-04

**FEWEST GAMES TO 10 WINS, SEASON**

12 - 2006-07 (11/2/06)

**FEWEST GAMES TO 20 WINS, SEASON**

30 - 2011-12 (12/10/11)

**FEWEST GAMES TO 30 WINS, SEASON**

44 - 2021-22 (2/14/22)

**FEWEST GAMES TO 40 WINS, SEASON**

60 - 2016-17 (2/27/17)

### LOSSES

**MOST LOSSES, SEASON**

39 - 2000-01

**At Home:**

18 - 2018-19

**On Road:**

26 - 2000-01

**FEWEST LOSSES, SEASON (Full Seasons Only)**

22 - 2021-22

**At Home:**

6 - 2017-18

**On Road:**

13 - 2016-17

### SHOOTOUTS

**MOST SHOOTOUT APPEARANCES, SEASON**

20 - 2011-12

**At Home:**

11 - 2006-07

**On Road:**

11 - 2011-12

**MOST SHOOTOUT WINS, SEASON**

11 - 2011-12

**At Home:**

7 - 2006-07

**On Road:**

5 - 2x, last, 2013-14

**MOST SHOOTOUT LOSSES, SEASON**

9 - 2011-12

**At Home:**

4 - 3x, last, 2013-14

**On Road:**

6 - 2011-12

### MARGINS

**LARGEST MARGIN OF VICTORY**

7 - 2x, last, 1/18/20 in 7-0 win vs. DAL

**At Home:**

7 - 1/18/20 in 7-0 win vs. DAL

**On Road:**

7 - 1/15/15 in 7-0 win at BUF

**LARGEST MARGIN OF DEFEAT**

8 - 4/9/21 in 9-1 loss at STL

**At Home:**

7 - 3/20/11 in 8-1 loss vs. MTL

**On Road:**

8 - 4/9/21 in 9-1 loss at STL

# RECORD BOOK



## TEAM RECORDS

### GOALS

**\*DOES NOT INCLUDE SHOOTOUT GOALS****MOST GOALS, SEASON**

305 - 2021-22

**At Home:**

168 - 2021-22

**On Road:**

137 - 2021-22

**FEWEST GOALS, SEASON (Full Seasons Only)**

166 - 2011-12

**At Home:**

87 - 2000-01

**On Road:**

72 - 2011-12

**MOST GOALS AGAINST, SEASON**

249 - 2021-22

**At Home:**

120 - 2021-22

**On Road:**

140 - 2017-18

**FEWEST GOALS AGAINST, SEASON (Full Seasons Only)**

178 - 2002-03

**At Home:**

77 - 2006-07

**On Road:**

94 - 2003-04

**MOST 20-GOAL SCORERS, SEASON**

6 - 2021-22

**MOST GOALS SCORED, GAME**

8 - 6x, last, 1/24/22 in 8-2 win vs. MTL

**At Home:**

8 - 4x, last, 1/24/22 in 8-2 win vs. MTL

**On Road:**

8 - 2x, last, 12/19/19 in 8-5 win at ARI

**MOST GOALS SCORED AGAINST, GAME**

9 - 4/9/21 in 9-1 loss at STL

**At Home:**

8 - 3/20/11 in 8-1 loss vs. MTL

**On Road:**

9 - 4/9/21 in 9-1 loss at STL

**MOST GOALS SCORED BY BOTH TEAMS, GAME**

13 - 2x, last, 12/19/19 in 8-5 win at ARI

**At Home:**

12 - 4/10/09 in 8-4 win vs. NSH

**On Road:**

13 - 2x, last, 12/19/19 in 8-5 win at ARI

**MOST GOALS, PERIOD**

6 - 2/22/15 in 3rd of 6-2 win vs. DAL

**At Home:**

6 - 2/22/15 in 3rd of 6-2 win vs. DAL

**On Road:**

5 - 12/23/16 in 2nd of 7-4 win at NYR

**MOST GOALS AGAINST, PERIOD**

5 - 7x, last, 1/1/22 in 2nd of 6-4 loss vs. STL

**At Home:**

5 - 1/1/22 in 2nd of 6-4 loss vs. STL

**On Road:**

5 - 6x, last, 10/29/29 in 3rd of 6-3 loss at DAL

**MOST GOALS BY BOTH TEAMS, PERIOD**

7 - 4x, last, 12/19/19 in 3rd of 8-5 win at ARI

**At Home:**

7 - 2/22/15 in 3rd of 6-2 win vs. DAL

**On Road:**

7 - 3x, last, 12/19/19 in 3rd of 8-5 win at ARI

### ASSISTS

**MOST ASSISTS, GAME**

16 - 2/27/18 in 8-3 win vs. STL

**At Home:**

16 - 2/27/18 in 8-3 win vs. STL

**On Road:**

15 - 12/19/19 in 8-5 win at ARI

**MOST ASSISTS AGAINST, GAME**

16 - 4/9/21 in 9-1 loss at STL

**At Home:**

15 - 3/20/11 in 8-1 loss vs. MTL

**On Road:**

16 - 4/9/21 in 9-1 loss at STL

**MOST ASSISTS BY BOTH TEAMS, GAME**

23 - 12/19/19 in 8-5 win at ARI (MIN-15, ARI-8)

**At Home:**

22 - 2/27/18 in 8-3 win vs. STL (MIN-16, STL-6)

**On Road:**

23 - 12/19/19 in 8-5 win at ARI (MIN-15, ARI-8)

**MOST ASSISTS, PERIOD**

9 - 2x, last, 4/22/22 in 2nd of 6-3 win vs. SEA

**At Home:**

9 - 4/22/22 in 2nd of 6-3 win vs. SEA

**On Road:**

9 - 2/22/15 in 3rd of 6-2 win vs. DAL

**MOST ASSISTS AGAINST, PERIOD**

10 - 3x, last, 10/27/14 in 3rd of 5-4 loss at NYR

**At Home:**

8 - 3x, last, 4/5/21 in 2nd of 5-4 loss vs. COL

**On Road:**

10 - 3x, last, 10/27/14 in 3rd of 5-4 loss at NYR

**MOST ASSISTS BY BOTH TEAMS, PERIOD**

13 - 12/27/13 in 1st of 6-4 loss at WPG (MIN-6, WPG-7)

**At Home:**

12 - 3x, last, 11/18/21 in 3rd of 7-2 win vs. DAL (MIN-8, DAL-4)

**On Road:**

13 - 12/27/13 in 1st of 6-4 loss at WPG (MIN-6, WPG-7)

### POINTS

**MOST POINTS, GAME**

24 - 2/27/18 in 8-3 win vs. STL

**At Home:**

24 - 2/27/18 in 8-3 win vs. STL

**On Road:**

23 - 12/19/19 in 8-5 win at ARI

**MOST POINTS AGAINST, GAME**

25 - 4/9/21 in 9-1 loss at STL

**At Home:**

23 - 3/20/11 in 8-1 loss vs. MTL

**On Road:**

25 - 4/9/21 in 9-1 loss at STL

**MOST POINTS BY BOTH TEAMS, GAME**

36 - 12/19/19 in 8-5 win at ARI (MIN-23, ARI-13)

**At Home:**

33 - 2/27/18 in 8-3 win vs. STL (MIN-24, STL-9)

**On Road:**

36 - 12/19/19 in 8-5 win at ARI (MIN-23, ARI-13)

**MOST POINTS, PERIOD**

15 - 2/22/15 (6g-9a) in 3rd of 6-2 win vs. DAL

**At Home:**

15 - 2/22/15 (6g-9a) in 3rd of 6-2 win vs. DAL

**On Road:**

13 - 12/23/16 (5g-8a) in 2nd of 7-4 win at NYR



# RECORD BOOK

## TEAM RECORDS

### MOST POINTS AGAINST, PERIOD

15 - 2x, last, 10/27/14 (5g-10a) in 3rd of 5-4 loss at NYR

**At Home:** 12 - 3x, last, 4/5/21 (4g-8a) in 2nd of 5-4 loss vs. COL

**On Road:** 15 - 2x, last, 10/27/14 (5g-10a) in 3rd of 5-4 loss at NYR

### MOST POINTS BY BOTH TEAMS, PERIOD

20 - 12/27/13 in 1st of 6-4 loss at WPG (MIN-9, WPG-11)

**At Home:** 18 - 4x, last, 11/18/21 in 3rd of 7-2 win vs. DAL (MIN-12, DAL-6)

**On Road:** 20 - 12/27/13 in 1st of 6-4 loss at WPG (MIN-9, WPG-11)

## SPECIAL TEAMS

### BEST POWER-PLAY PERCENTAGE, SEASON

21.4 - 2022-23 (54/252)

**At Home:** 27.4 - 2016-17 (31/113)

**On Road:** 23.1 - 2021-22 (27/117)

### LOWEST POWER-PLAY PERCENTAGE, SEASON

9.6 - 2000-01 (36/374)

**At Home:** 9.6 - 2000-01 (19/198)

**On Road:** 9.7 - 2000-01 (17/176)

### BEST PENALTY-KILL PERCENTAGE, SEASON

87.6 - 2008-09 (36/291)

**At Home:** 87.8 - 2014-15 (15/123)

**On Road:** 89.1 - 2008-09 (17/156)

### LOWEST PENALTY-KILL PERCENTAGE, SEASON

76.1 - 2021-22 (201/264)

**At Home:** 75.0 - 2019-20 (25/100)

**On Road:** 74.1 - 2015-16 (83/112)

### MOST POWER-PLAY GOALS, SEASON

77 - 2005-06

**At Home:** 49 - 2006-07

**On Road:** 32 - 2008-09

### FEWEST POWER-PLAY GOALS, SEASON (Full Seasons Only)

36 - 2000-01

**At Home:** 19 - 2000-01

**On Road:** 12 - 2014-15

### MOST POWER-PLAY GOALS AGAINST, SEASON

63 - 2021-22

**At Home:** 30 - 2021-22

**On Road:** 35 - 2001-02

### FEWEST POWER-PLAY GOALS AGAINST, SEASON (Full Seasons Only)

32 - 2014-15

**At Home:** 15 - 2x, last, 2016-17

**On Road:** 17 - 2014-15

### MOST POWER-PLAY GOALS, GAME

5 - 3x, last, 11/29/08 in 6-2 win at NSH

**At Home:** 5 - 2x, last, 2/7/06 in 5-1 win vs. LA

**On Road:** 5 - 11/29/08 in 6-2 win at NSH

### MOST POWER-PLAY GOALS AGAINST, GAME

4 - 1/30/10 in 5-2 loss at SJ

**At Home:** 3 - 5x, last, 2/1/20 in 6-1 loss vs. BOS

**On Road:** 4 - 1/30/10 in 5-2 loss at SJ

### MOST POWER-PLAY GOALS, PERIOD

4 - 12/14/07 in 2nd of 5-2 win at ANA

**At Home:** 3 - 4x, last, 1/4/14 in 2nd of 5-3 win vs. WSH

**On Road:** 4 - 12/14/07 in 2nd of 5-2 win at ANA

### MOST POWER-PLAY GOALS AGAINST, PERIOD

3 - 4x, last, 4/5/22 in 1st of 6-2 loss at NSH

**At Home:** 3 - 2x, last, 2/1/20 in 2nd of 6-1 loss vs. BOS

**On Road:** 3 - 2x, last, 4/5/22 in 1st of 6-2 loss at NSH

### MOST POWER-PLAY CHANGES, SEASON

453 - 2005-06 (77 PPGs, 17.0%)

**At Home:** 236 - 2005-06 (46 PPGs, 19.5%)

**On Road:** 217 - 2005-06 (31 PPGs, 14.3%)

### FEWEST POWER-PLAY CHANGES, SEASON (Full Seasons Only)

224 - 2016-17 (47 PPGs, 21.0%)

**At Home:** 113 - 2016-17 (31 PPGs, 27.4%)

**On Road:** 108 - 2014-15 (12 PPGs, 11.1%)

### MOST POWER-PLAY CHANGES, GAME

11 - 3x, last, 11/29/08 in 6-2 win at NSH

**At Home:** 11 - 12/29/06 in 4-3 OT win vs. CBJ

**On Road:** 11 - 2x, last, 11/29/08 in 6-2 win at NSH

### FEWEST POWER-PLAY CHANGES, GAME

0 - 19x, last, 4/14/22 in 3-2 OT win at DAL

**At Home:** 0 - 7x, last, 1/14/22 in 7-3 win vs. ANA

**On Road:** 0 - 12x, last, 4/14/22 in 3-2 OT win at DAL

### MOST CONSECUTIVE GAMES WITH A PP GOAL, SEASON

9 - 10/16-11/1/03

**At Home:** 10 - 10/25-12/17/05

**On Road:** 13 - 1/21-3/12/16

### MOST CONSECUTIVE GAMES WITH A PP GOAL AGAINST, SEASON

9 - 2/10-2/26/19

**At Home:** 8 - 1/19-2/24/19

**On Road:** 8 - 2x, last, 11/14-12/12/10

### MOST SHORT-HANDED GOALS, SEASON

14 - 2022-23

**At Home:** 10 - 2000-01

**On Road:** 7 - 2001-02

### FEWEST SHORT-HANDED GOALS, SEASON (Full Seasons Only)

2 - 2021-22

**At Home:** 0 - 2021-22

**On Road:** 1 - 5x, last, 2018-19

# RECORD BOOK



## TEAM RECORDS

### MOST SHORT-HANDED GOALS AGAINST, SEASON

14 - 2000-01

**At Home:** 7 - 2000-01

**On Road:** 9 - 2009-10

### FEWEST SHORT-HANDED GOALS AGAINST, SEASON (Full Seasons Only)

3 - 2014-15

**At Home:** 1 - 4x, last, 2016-17

**On Road:** 0 - 2x, last, 2018-19

### MOST SHORT-HANDED GOALS, GAME

2 - 5x, last, 4/8/23 in 5-3 win vs. STL

**At Home:** 2 - 3x, last, 4/8/23 in 5-3 win vs. STL

**On Road:** 2 - 2x, last, 3/29/23 in 4-2 win at COL

### MOST SHORT-HANDED GOALS AGAINST, GAME

2 - 2x, last, 2/14/09 in 5-3 loss vs. OTT

**At Home:** 2 - 2x, last, 2/14/09 in 5-3 loss vs. OTT

**On Road:** 1 - 69x, last, 2/26/22 in 7-3 loss at CGY

### MOST SHORT-HANDED GOALS, PERIOD

2 - 2x, last, 4/8/23 in 1st of 5-3 win vs. STL

**At Home:** 2 - 2x, last, 4/8/23 in 1st of 5-3 win vs. STL

**On Road:** 1 - 63x, last, 4/10/23 in 3rd of 4-2 OT win at CHI

### MOST SHORT-HANDED GOALS AGAINST, PERIOD

1 - 134x, last, 4/17/22 in 3rd of 5-4 OT win vs. SJ

**At Home:** 1 - 65x, last, 4/17/22 in 3rd of 5-4 OT win vs. SJ

**On Road:** 1 - 69x, last, 2/26/22 in 2nd of 3-2 OT win at DAL

### MOST TIMES SHORT-HANDED, SEASON

436 - 2005-06 (55 PPGA, 87.4%)

**At Home:** 215 - 2005-06 (28 PPGA, 87.0%)

**On Road:** 221 - 2005-06 (27 PPGA, 87.8%)

### FEWEST TIMES SHORT-HANDED, SEASON (Full Seasons Only)

204 - 2015-16 (45 PPGA, 77.9%)

**At Home:** 92 - 2015-16 (16 PPGA, 82.6%)

**On Road:** 111 - 2014-15 (17 PPGA, 84.7%)

### MOST SHORT-HANDED SITUATIONS, GAME

10 - 3x, last, 10/21/10 in 4-2 win at EDM

**At Home:** 9 - 3x, last, 10/13/18 in 5-4 OT loss vs. CAR

**On Road:** 10 - 3x, last, 10/21/10 in 4-2 win at EDM

### MOST CONSECUTIVE GAMES WITH A SHORT-HANDED GOAL, SEASON

2 - 9x, last, 10/25-10/27/18

**At Home:** 2 - 2x, last, 10/25-10/27/18

**On Road:** 2 - 2x, last, 4/7-4/9/06

### MOST CONSECUTIVE GAMES WITH A SHORT-HANDED GOAL AGAINST, SEASON

3 - 2x, last, 3/26-4/5/10

**At Home:** 3 - 10/15-10/20/00

**On Road:** 3 - 3/26-4/5/10

## PENALTY MINUTES

### MOST PENALTY MINUTES, SEASON

1,209 - 2x, last, 2005-06

**At Home:** 591 - 2005-06

**On Road:** 681 - 2001-02

### FEWEST PENALTY MINUTES, SEASON (Full Seasons Only)

545 - 2015-16

**At Home:** 264 - 2015-16

**On Road:** 281 - 2015-16

### MOST PENALTY MINUTES, GAME

57 - (2x), last, 1/3/15 in 7-1 loss at DAL

**At Home:** 54 - 3/28/08 in 4-0 win vs. VAN

**On Road:** 57 - (2x), last, 1/3/15 in 7-1 loss at DAL

### MOST PENALTY MINUTES BY OPPONENT, GAME

69 - 4/8/11 in 3-1 win at EDM

**At Home:** 63 - 2/2/04 in 4-0 win vs. STL

**On Road:** 69 - 4/8/11 in 3-1 win at EDM

### MOST PENALTY MINUTES BY BOTH TEAMS, GAME

122 - 4/8/11 in 3-1 win at EDM (MIN-53, EDM-69)

**At Home:** 113 - 3/28/08 in 4-0 win vs. VAN (MIN-64, VAN-49)

**On Road:** 122 - 4/8/11 in 3-1 win at EDM (MIN-53, EDM-69)

### MOST PENALTY MINUTES, PERIOD

51 - 1/3/15 in 2nd of 7-1 loss at DAL

**At Home:** 48 - 3/28/08 in 3rd of 4-0 win vs. VAN

**On Road:** 51 - 1/3/15 in 2nd of 7-1 loss at DAL

### MOST PENALTY MINUTES BY OPPONENT, PERIOD

53 - 4/8/11 in 1st of 3-1 win at EDM

**At Home:** 44 - 2x, last, 2/9/12 in 3rd of 5-2 loss vs. VAN

**On Road:** 53 - 4/8/11 in 1st of 3-1 win at EDM

### MOST PENALTY MINUTES BY BOTH TEAMS, PERIOD

100 - 4/8/11 in 1st of 3-1 win at EDM (MIN-47, EDM-53)

**At Home:** 81 - 3/28/08 in 3rd of 4-0 win vs. VAN (MIN-48, VAN-33)

**On Road:** 100 - 4/8/11 in 1st of 3-1 win at EDM (MIN-47, EDM-53)

## PENALTIES

### MOST PENALTIES, GAME

16 - 3/2/02 in 6-3 loss at VAN

**At Home:** 15 - 2/2/04 in 4-0 win vs. STL

**On Road:** 16 - 3/2/02 in 6-3 loss at VAN

### MOST PENALTIES BY OPPONENT, GAME

17 - 11/29/08 in 6-2 win at NSH

**At Home:** 16 - 2x, last, 2/2/04 in 4-0 win vs. STL

**On Road:** 17 - 11/29/08 in 6-2 win at NSH



# RECORD BOOK

# RECORD BOOK



## TEAM RECORDS

### MOST PENALTIES BY BOTH TEAMS, GAME

31 - 2/2/04 in 4-0 win vs. STL (MIN-15, STL-16)

#### At Home:

31 - 2/2/04 in 4-0 win vs. STL (MIN-15, STL-16)

#### On Road:

28 - 11/9/22 in 4-1 win at ANA (MIN-13, ANA-15)

### FEWEST PENALTIES, GAME

0 - 11x, last, 3/8/22 in 5-2 win vs. NYR

#### At Home:

0 - 6x, last, 3/8/22 in 5-2 win vs. NYR

#### On Road:

0 - 5x, last, 4/24/21 in 6-3 win at SJ

### FEWEST PENALTIES BY OPPONENT, GAME

0 - 10x, last, 4/14/22 in 3-2 OT win at DAL

#### At Home:

0 - 3x, last, 1/22/20 in 4-2 win vs. DET

#### On Road:

0 - 7x, last, 4/14/22 in 3-2 OT win at DAL

### FEWEST PENALTIES BY BOTH TEAMS, GAME

0 - 2x, last, 3/1/21 in 5-4 OT loss at VGK

#### At Home:

1 - 3x, last, 3/8/22 in 5-2 win vs. NYR (MIN-1, NYR-0)

#### On Road:

0 - 2x, last, 3/1/21 in 5-4 OT loss at VGK

## SHOTS

### MOST SHOTS, SEASON

2,666 - 2021-22

#### At Home:

1,365 - 2021-22

#### On Road:

1,301 - 2021-22

### FEWEST SHOTS, SEASON (Full Seasons Only)

1,954 - 2001-02

#### At Home:

965 - 2001-02

#### On Road:

981 - 2003-04

### MOST SHOTS AGAINST, SEASON

2,625 - 2010-11

#### At Home:

1,244 - 2x, 2000-01, 2021-22

#### On Road:

1,403 - 2010-11

### FEWEST SHOTS AGAINST, SEASON (Full Seasons Only)

2,265 - 2014-15

#### At Home:

1,035 - 2014-15

#### On Road:

1,091 - 2002-03

### MOST SHOTS, GAME

49 - 2x, last, 12/3/22 in 5-4 SOW vs. ANA

#### At Home:

49 - 12/3/22 in 5-4 SOW vs. ANA

#### On Road:

49 - 4/5/22 in 6-2 loss at NSH

### MOST SHOTS AGAINST, GAME

57 - 10/13/18 in 5-4 OT loss vs. CAR

#### At Home:

57 - 10/13/18 in 5-4 OT loss vs. CAR

#### On Road:

56 - 11/8/01 in 5-3 win at BOS

### MOST SHOTS BY BOTH TEAMS, GAME

90 - 11/16/06 in 7-6 SO win at NSH (MIN-45, NSH-45)

#### At Home:

84 - 1/14/22 in 7-3 win vs. ANA (MIN-42, ANA-42)

#### On Road:

90 - 11/16/06 in 7-6 SO win at NSH (MIN-45, NSH-45)

### FEWEST SHOTS, GAME

11 - 6x, last, 3/25/21 in 2-0 win vs. STL

#### At Home:

11 - 3x, last, 3/25/21 in 2-0 win vs. STL

#### On Road:

11 - 3x, last 1/23/04 in 6-2 loss at ANA

### FEWEST SHOTS AGAINST, GAME

13 - 1/18/03 in 1-0 loss vs. ANA

#### At Home:

13 - 1/18/03 in 1-0 loss vs. ANA

#### On Road:

14 - 3x, last 10/15/13 in 4-1 loss at TOR

### FEWEST SHOTS BY BOTH TEAMS, GAME

32 - 2/15/04 in 2-1 loss vs. CGY (MIN-16, CGY-16)

#### At Home:

32 - 2/15/04 in 2-1 loss vs. CGY (MIN-16, CGY-16)

#### On Road:

35 - 10/10/11 in 2-1 loss at NYI (MIN-21, STL-14)

### MOST SHOTS, PERIOD

24 - 2x, last, 2/6/16 in 2nd of 4-1 loss at STL

#### At Home:

24 - 2/3/15 in 2nd of 3-0 win vs. CHI

#### On Road:

24 - 2/6/16 in 2nd of 4-1 loss at STL

### MOST SHOTS AGAINST, PERIOD

25 - 2x, last, 1/22/11 in 2nd of 4-3 loss at SJ

#### At Home:

22 - 2/19/12 in 3rd of 2-0 win vs. BOS

#### On Road:

25 - 2x, last, 1/22/11 in 2nd of 4-3 loss at SJ

### MOST SHOTS BY BOTH TEAMS, PERIOD

41 - 11/19/16 in 1st of 3-2 loss vs. COL (MIN-21, COL-20)

#### At Home:

41 - 11/19/16 in 1st of 3-2 loss vs. COL (MIN-21, COL-20)

#### On Road:

36 - 2x, last, 2/27/03 in 2nd of 6-3 win at MTL (MIN-21, MTL-15)

### FEWEST SHOTS, PERIOD

0 - 2x, last, 1/10/19 in 3rd of 3-2 loss vs. WPG

#### At Home:

0 - 1/10/19 in 3rd of 3-2 loss vs. WPG

#### On Road:

0 - 11/08/01 in 3rd of 5-3 win at BOS

### FEWEST SHOTS AGAINST, PERIOD

0 - 3x, last, 3/3/13 in 2nd of 4-2 win at EDM

#### At Home:

0 - 2x, last, 3/31/09 in 3rd of 2-1 OT loss vs. VAN

#### On Road:

0 - 3/3/13 in 2nd of 4-2 win at EDM

### FEWEST SHOTS BY BOTH TEAMS, PERIOD

4 - 10/18/05 in 3rd of 2-1 loss at ARI (MIN 2, ARI 2)

#### At Home:

6 - 3/14/01 in 3rd of 1-0 loss vs. STL (MIN-5, STL-1)

#### On Road:

4 - 10/18/05 in 3rd of 2-1 loss at ARI (MIN 2, ARI 2)

## FASTEST GOALS

### FASTEST GOAL FROM START OF GAME

0:10 - 2x, last, Jason Zucker, 4/6/17 in 4-3 win at COL

#### At Home:

0:12 - 2x, last, Nino Niederreiter, 11/14/17 in 3-0 win vs. PHI

#### On Road:

0:10 - 2x, last, Jason Zucker, 4/6/17 in 4-3 win at COL

## TEAM RECORDS

### FASTEST GOAL AGAINST FROM START OF GAME

0:07 - Mitchell Marner, 1/3/19 in 4-3 win at TOR

#### At Home:

0:24 - Todd Bertuzzi, 1/12/19 in 5-2 loss vs. DET

#### On Road:

0:07 - Mitchell Marner, 1/3/19 in 4-3 win at TOR

### FASTEST GOAL FROM START OF 2ND PERIOD:

0:09 - 3x, last, Brandon Duhaime, 2/19/23 in 4-3 win vs. NSH

#### At Home:

0:09 - Brandon Duhaime, 2/19/23 in 4-3 win vs. NSH

#### On Road:

0:09 - Brandon Duhaime, 2/19/23 in 4-3 win vs. NSH

### FASTEST GOAL AGAINST FROM START OF 2ND PERIOD

0:11 - Brad Richards, 10/25/03 in 3-2 loss at TB

#### At Home:

0:15 - Alex Pietrangelo, 2/27/18 in 8-3 win vs. STL

#### On Road:

0:11 - Brad Richards, 10/25/03 in 3-2 loss at TB

### FASTEST GOAL FROM START OF 3RD PERIOD

0:08 - Jason Zucker, 1/16/14 in 4-1 win vs. EDM

#### At Home:

0:08 - Jason Zucker, 1/16/14 in 4-1 win vs. EDM

#### On Road:

0:18 - Jake Middleton, 4/8/22 in 4-3 OT loss at STL

### FASTEST GOAL AGAINST FROM START OF 3RD PERIOD

0:07 - Trent Klatt, 11/26/00 in 4-2 win vs. VAN

#### At Home:

0:07 - Trent Klatt, 11/26/00 in 4-2 win vs. VAN

#### On Road:

0:09 - Patrick Marleau, 10/10/09 in 4-2 loss at SJ

### FASTEST GOAL FROM START OF OVERTIME

0:12 - Mikael Granlund, 2/27/17 in 5-4 OT win vs. LA

#### At Home:

0:12 - Mikael Granlund, 2/27/17 in 5-4 OT win vs. LA

#### On Road:

0:22 - Matt Dumba, 3/17/15 in 3-2 OT win at NSH

### FASTEST GOAL AGAINST FROM START OF OVERTIME

0:21 - Oleg Tverdovsky, 12/8/00 in 1-0 OT loss vs. ANA

#### At Home:

0:21 - Oleg Tverdovsky, 12/8/00 in 1-0 OT loss vs. ANA

#### On Road:

0:23 - Dustin Brown, 4/5/18 in 5-4 OT loss at LA

### LATEST OVERTIME GOAL

4:59 - Matt Dumba, 2/27/21 in 4-3 OT win vs. LA

#### At Home:

4:59 - Matt Dumba, 2/27/21 in 4-3 OT win vs. LA

#### On Road:

4:58 - Dmitry Kulikov, 4/24/22 in 5-4 OT win at NSH

### LATEST OVERTIME GOAL AGAINST

4:58 - Ryan O'Reilly, 4/10/21 in 3-2 OT loss at STL

#### At Home:

4:55 - Mathieu Perreault, 10/5/13 in 4-3 OT loss vs. ANA

#### On Road:

4:58 - Ryan O'Reilly, 4/10/21 in 3-2 OT loss at STL

### FASTEST TWO GOALS, INDIVIDUAL

0:16 - Pierre-Marc Bouchard, 2/10/06, @18:51 & 19:07 in 1st of 6-3 win at EDM

#### At Home:

0:40 - 2x, last, Jason Zucker @ 15:42 & 16:22 in 3rd of 4-1 win vs. DET

#### On Road:

0:16 - Pierre-Marc Bouchard, 2/10/06, @18:51 & 19:07 in 1st of 6-3 win at EDM

### FASTEST TWO GOALS AGAINST, INDIVIDUAL

0:20 - Stu Barnes, 10/19/03, @ 8:16 & 8:36 in 2nd of 3-1 loss at DAL

#### At Home:

0:42 - Brock Nelson, 12/29/17, @ 0:55 & 1:37 in 3rd of 6-4 win vs. NYI

#### On Road:

0:20 - Stu Barnes, 10/19/03, @ 8:16 & 8:36 in 2nd of 3-1 loss at DAL

### FASTEST TWO GOALS, TEAM

0:03 - Jim Dowd & Richard Park, 1/21/04, @ 19:44 & 19:47 in 3rd of 4-2 win vs. CHI

#### At Home:

0:03 - Jim Dowd & Richard Park, 1/21/04, @ 19:44 & 19:47 in 3rd of 4-2 win vs. CHI

#### On Road:

0:10 - Mats Zoccarello & Nick Bjugstad, 12/12/21, @ 19:59 of 2nd & 0:09 of 3rd in 6-4 loss at VGK

### FASTEST TWO GOALS AGAINST, TEAM

0:10 - 2x, last, Filip Forsberg & Kevin Fiala, 4/1/17 @ 17:21 & 17:31 in 2nd of 3-0 loss at NSH

#### At Home:

0:10 - Scott Mellanby & Sergei Varlamov, 12/02/01 @ 6:42 & 6:52 in 2nd of 4-4 OT tie vs. STL

#### On Road:

0:10 - Filip Forsberg & Kevin Fiala, 4/1/17 @ 17:21 & 17:31 in 2nd of 3-0 loss at NSH

### FASTEST TWO GOALS, BOTH TEAMS

0:02 - Nick Foligno (CBI) & Mikael Granlund (MIN), 1/5/16, @ 19:44 & 19:46 in 3rd of 4-2 win at CBJ

#### At Home:

0:08 - Matt Dumba (MIN) & Vernon Fiddler (DAL), 11/1/14, @ 13:14 & 13:22 in 2nd of 4-1 win vs. DAL

#### On Road:

0:02 - Nick Foligno (CBI) & Mikael Granlund (MIN), 1/5/16, @ 19:44 & 19:46 in 3rd of 4-2 win at CBJ

### FASTEST THREE GOALS, INDIVIDUAL

11:12 - Zach Parise, 3/24/16 @ 5:21, 6:07 & 16:33 in 1st of 6-2 win vs. CGY

#### At Home:

11:12 - Zach Parise, 3/24/16 @ 5:21, 6:07 & 16:33 in 1st of 6-2 win vs. CGY

#### On Road:

16:39 - Jason Zucker, 11/9/17 @ 2:46, 11:23 & 19:25 in 3rd of 3-0 win at MTL

### FASTEST THREE GOALS AGAINST, INDIVIDUAL

9:35 - Mark Scheifele (WPG), 2/16/22 @ 11:20 & 19:48 of 2nd and @ 1:07 of 3rd in 6-3 loss at WPG

#### At Home:

12:41 - Alex Ovechkin (WSH), 2/11/16, @ 2:14, 5:21 & 14:55 of 2nd in 4-3 loss vs. WSH

#### On Road:

9:35 - Mark Scheifele (WPG), 2/16/22 @ 11:20 & 19:48 of 2nd and @ 1:07 of 3rd in 6-3 loss at WPG

### FASTEST THREE GOALS, TEAM

0:59 - Cal Clutterbuck, Chad Rau and Kyle Brodziak, 1/21/12, @ 13:37, 13:51 & 14:36 of 2nd of 5-2 win vs. DAL

#### At Home:

0:59 - Cal Clutterbuck, Chad Rau and Kyle Brodziak, 1/21/12, @ 13:37, 13:51 & 14:36



# RECORD BOOK

# RECORD BOOK



## TEAM RECORDS

### FASTEST THREE GOALS AGAINST, TEAM

1:08 - Todd Bertuzzi, Trevor Letowski & Ed Jovanovski, 11/02/02 @ 9:24, 9:51 & 10:32 of 1st of 4-2 loss vs. VAN

### At Home:

1:08 - Todd Bertuzzi, Trevor Letowski & Ed Jovanovski, 11/02/02 @ 9:24, 9:51 & 10:32 of 1st of 4-2 loss vs. VAN

### On Road:

1:13 - Dustin Brown (2x) & Gabriel Valardi, 3/7/20 @ 17:47, 18:46 & 19:00 of 3rd of 7-3 loss at LA

### FASTEST THREE GOALS, BOTH TEAMS

0:17 - Ryan Carter and Nino Niederreiter (MIN), Zemgus Girgensons (BUF), 11/13/14, @ 6:07, 6:14, & 6:24 of 1st of 6-3 win vs. BUF

### At Home:

0:17 - Ryan Carter and Nino Niederreiter (MIN), Zemgus Girgensons (BUF), 11/13/14, @ 6:07, 6:14, & 6:24 of 1st of 6-3 win vs. BUF

### On Road:

0:35 - Ales Kotalik and Stu Barnes (BUF), Antti Laaksonen (MIN), 12/28/02, @ 18:29, 18:46, & 19:04 of 3rd of 4-3 win at BUF

### FASTEST FOUR GOALS, TEAM

3:28 - Nino Niederreiter, Zach Parise, Daniel Winnik and Eric Staal, 3/6/18, @ 0:23, 2:23, 3:36 & 3:51 of 2nd in 6-2 win vs. CAR

### At Home:

3:28 - Nino Niederreiter, Zach Parise, Daniel Winnik and Eric Staal, 3/6/18, @ 0:23, 2:23, 3:36 & 3:51 of 2nd in 6-2 win vs. CAR

### On Road:

5:07 - Zach Parise, Nino Niederreiter, Thomas Vanek and Zach Parise, 10/8/15, @ 5:07, 7:05, 9:18 & 10:14 of 3rd of 5-4 win at COL

### FASTEST FOUR GOALS AGAINST, TEAM

2:36 - Ladislav Nagy, Landon Wilson, Denis Pederson and Daymond Langkow, 4/12/02 @ 11:23, 11:42, 13:16 & 13:59 of 2nd of 7-1 loss at ARI

### At Home:

8:42 - Jordie Benn, Vernon Fiddler, Tyler Seguin & Antoine Roussel, 12/21/15, @ 14:59, 18:30 & 19:29 of 2nd and @ 3:41 of 3rd in 6-3 loss vs. DAL

### On Road:

2:36 - Ladislav Nagy, Landon Wilson, Denis Pederson & Daymond Langkow, 4/12/02 @ 11:23, 11:42, 13:16 & 13:59 of 2nd of 7-1 loss at ARI

### FASTEST FOUR GOALS, BOTH TEAMS

1:03 - Patrick Marleau, 2x (SJ) & Martin Hanzal, Charlie Coyle (MIN), 3/21/17 @ 17:57, 18:30, 18:45 & 19:00 in 2nd of 3-2 win vs. SJ

### At Home:

1:03 - Patrick Marleau, 2x (SJ) & Martin Hanzal, Charlie Coyle (MIN), 3/21/17 @ 17:57, 18:30, 18:45 & 19:00 in 2nd of 3-2 win vs. SJ

### On Road:

2:01 - Jakob Chychrun (ARI), Brad Hunt & Mats Zuccarello (MIN) and Clayton Keller (ARI), 12/19/19, @ 3:22, 4:22, 4:57 & 5:23 of 3rd in 8-5 win at ARI

## INDIVIDUAL RECORDS

### GAMES PLAYED

#### MOST GAMES PLAYED, CAREER

1,028 - Mikko Koivu, 2005-20

#### By Left Wing

557 - Zach Parise, 2012-21

#### By Center

1,028 - Mikko Koivu 2005-20

#### By Right Wing

565 - Pierre-Marc Bouchard, 2002-13

#### By Defenseman

851 - Jared Spurgeon, 2010-23

#### MOST CONSECUTIVE GAMES PLAYED

316 - Charlie Coyle, 2013-18

#### MOST GAMES PLAYED, SEASON

82 - Frederick Gaudreau, 2022-23  
- Kevin Fiala, 2021-22  
- Ryan Hartman, 2021-22  
- Marcus Foligno, 2018-19  
- Mikko Koivu, 2017-18; 2015-16; 2006-07  
- Eric Staal, 2017-18; 2016-17  
- Jason Zucker, 2017-18  
- Charlie Coyle, 2016-17; 2015-16; 2014-15  
- Nino Niederreiter, 2016-17; 2015-16  
- Mikael Granlund, 2015-16  
- Jason Pominville 2014-15, 2013-14  
- Kyle Brodziak, 2013-14; 2011-12; 2009-10  
- Matt Cooke, 2013-14  
- Dany Heatley, 2011-12  
- Darroll Powe, 2011-12  
- Eric Nystrom, 2010-11  
- Greg Zanon, 2010-11  
- Andrew Brunette, 2010-11; 2009-10; 2003-04; 2002-03  
- Antti Miettinen, 2008-09  
- James Sheppard, 2008-09  
- Brent Burns, 2007-08  
- Pierre-Marc Bouchard, 2006-07  
- Branko Radivojevic, 2006-07  
- Nick Schultz, 2006-07  
- Wes Walz, 2005-06; 2000-01  
- Brian Rolston, 2005-06  
- Antti Laaksonen, 2002-03; 2001-02; 2000-01  
- Jim Dowd, 2001-02

#### By Defenseman

82 - Jonas Brodin, 2018-19  
- Jared Spurgeon, 2018-19  
- Ryan Suter, 2018-19; 2016-17; 2015-16; 2013-14  
- Matt Dumba, 2017-18  
- Greg Zanon, 2010-11  
- Brent Burns, 2007-08  
- Nick Schultz, 2006-07

#### By Rookie

81 - Jordan Greenway, 2018-19

### GOALS

#### MOST GOALS, CAREER

219 - Marian Gaborik, 2000-09

#### By Left Wing

199 - Zach Parise, 2012-21

#### By Center

205 - Mikko Koivu, 2005-20

#### By Right Wing

219 - Marian Gaborik, 2000-09

#### By Defenseman

110 - Jared Spurgeon, 2010-23

## INDIVIDUAL RECORDS

### MOST GOALS, SEASON

47 - Kirill Kaprizov, 2021-22

### By Left Wing

47 - Kirill Kaprizov, 2021-22

### By Center

42 - Eric Staal, 2017-18

### By Right Wing

42 - Marian Gaborik, 2007-08

### By Defenseman

17 - Brent Burns, 2010-11

### By Rookie

27 - Kirill Kaprizov, 2020-21

### MOST GOALS, GAME

5 - Marian Gaborik, 12/20/07 vs. NYR

### By Defenseman

3 - 2x, last, Jared Spurgeon, 2/21/20 at EDM

### By Rookie

3 - 4x, last, Matt Boldy, 2/14/22 vs. DET

### By Rookie in his NHL debut

1 - 10x, last, Matt Boldy, 1/6/22 at BOS

### MOST GOALS AGAINST, GAME

4 - Dustin Brown, 4/5/18 at LA

### MOST GOALS, PERIOD

3 - 3x, last, Kirill Kaprizov, 3/12/21 vs. ARI (3rd)

### MOST GOALS AGAINST, PERIOD

3 - 4x, last, Dustin Brown, 3/7/20 at LA (3rd)

### MOST GOALS AT HOME, SEASON

28 - Kirill Kaprizov, 2021-22

- Marian Gaborik, 2007-08

### By Defenseman

10 - Brent Burns, 2007-08

### By Rookie

16 - Kirill Kaprizov, 2020-21

### MOST GOALS ON ROAD, SEASON

22 - Marian Gaborik, 2002-03

### By Defenseman

11 - Brent Burns, 2010-11

### By Rookie

11 - 2x, last, Kirill Kaprizov, 2020-21

### MOST POWER-PLAY GOALS, CAREER

69 - Zach Parise, 2012-21

### By Defenseman

33 - Jared Spurgeon, 2010-23

### MOST POWER-PLAY GOALS, SEASON

17 - Kirill Kaprizov, 2022-23

### By Defenseman

10 - Marek Zidlicky, 2008-09

### By Rookie

8 - Kirill Kaprizov, 2020-21

### MOST POWER-PLAY GOALS, GAME

2 - 43x, last, Kirill Kaprizov, 11/9/22 at ANA

### MOST POWER-PLAY GOALS AGAINST, GAME

3 - Alex Ovechkin, 3/28/17 vs. WSH

### MOST POWER-PLAY GOALS, PERIOD

2 - 12x, last, Ryan Suter, 1/4/14 vs. WSH (2nd)

### MOST POWER-PLAY GOALS AGAINST, PERIOD

2 - 8x, last, Jakub Vrana, 3/15/23 at STL (1st)

### MOST SHORT-HANDED GOALS, CAREER

14 - Wes Walz, 2000-07

### MOST SHORT-HANDED GOALS, SEASON

7 - Wes Walz, 2000-01

### MOST SHORT-HANDED GOALS, GAME

2 - Frederick Gaudreau, 3/29/23 at COL

### MOST SHORT-HANDED GOALS AGAINST, GAME

1 - Several times, last, Tuevo Teravainen, 1/19/23 at CAR

### MOST SHORT-HANDED GOALS, PERIOD

1 - Several times, last, Sam Steel, 4/8/23 at STL (1st)

### MOST SHORT-HANDED GOALS AGAINST, PERIOD

1 - Several times, last, Tuevo Teravainen, 1/19/23 at CAR

### (2nd)

### MOST GAME-WINNING GOALS, CAREER

43 - Marian Gaborik, 2000-09

### By Defenseman

20 - Jared Spurgeon, 2010-23

### MOST GAME-WINNING GOALS, SEASON

8 - 4x, last, Eric Staal, 2016-17

### By Defenseman

4 - 3x, last, Matt Dumba, 2017-18

### MOST OVERTIME GOALS, CAREER

6 - Matt Dumba, 2013-23

- Kirill Kaprizov, 2020-23

### MOST OVERTIME GOALS, SEASON

3 - Marian Gaborik, 2007-08

### By Defenseman

2 - 4x, last, Jared Spurgeon, 2021-22

### FEWEST GAMES TO 20 GOALS

33 - Marian Gaborik, 2002-03

### LONGEST GOAL-SCORING STREAK

7 - Kirill Kaprizov (7g), 11/23-12/7/22

6 - Kirill Kaprizov (7g), 3/24-4/2/22

- Nino Niederreiter (7g), 11/14-11/24/17

- Brian Rolston (6g), 1/21-2/5/08

### ASSISTS

#### MOST ASSISTS, CAREER

504 - Mikko Koivu, 2005-20

#### By Left Wing

202 - Andrew Brunette, 2001-04; 2008-11

#### By Center

504 - Mikko Koivu, 2005-20

#### By Right Wing

241 - Pierre-Marc Bouchard, 2002-13

#### By Defenseman

314 - Ryan Suter, 2012-21

#### By Goaltender

7 - Devan Dubnyk, 2014-20

#### MOST ASSISTS, SEASON

61 - Kirill Kaprizov, 2021-22

#### By Left Wing

61 - Kirill Kaprizov, 2021-22

#### By Center

49 - Mikko Koivu, 2009-10

#### By Right Wing

55 - Mats Zuccarello, 2021-22

#### By Defenseman

45 - Ryan Suter, 2017-18

#### By Goaltender

3 - Devan Dubnyk, 2017-18

- Manny Fernandez, 2005-06

#### By Rookie

26 - Calen Addison, 2022-23

#### MOST ASSISTS, GAME

5 - Kevin Fiala, 4/22/22 vs. SEA

#### By Defenseman

3 - 19x, last, Calen Addison, 10/17/22 vs. COL

#### By Rookie

3 - 5x, last, Calen Addison, 10/17/22 vs. COL

#### By Rookie in NHL debut

2 - 2x, Kirill Kaprizov, 1/14/21 at LA

#### By Goaltender

1 - 30x, last, Marc-Andre Fleury, 1/7/23 at BUF



# RECORD BOOK

# RECORD BOOK



## INDIVIDUAL RECORDS

<b>MOST ASSISTS BY OPPONENT, GAME</b>	
5 - 2x, last, Mark Stone, 3/1/21 at VGK	
<b>MOST ASSISTS, PERIOD</b>	
4 - Kevin Fiala, 4/22/22 vs. SEA (2nd)	
<b>MOST ASSISTS BY OPPONENT, PERIOD</b>	
4 - Morgan Rielly, 10/15/19 at TOR (2nd)	
<b>MOST ASSISTS AT HOME, SEASON</b>	
36 - Kirill Kaprizov, 2021-22	
<b>By Defenseman</b>	
28 - Ryan Suter, 2018-19	
<b>By Rookie</b>	
16 - Calen Addison, 2022-23	
<b>MOST ASSISTS ON ROAD, SEASON</b>	
28 - Pierre-Marc Bouchard, 2007-08	
<b>By Defenseman</b>	
24 - Ryan Suter, 2015-16	
<b>By Rookie</b>	
12 - Kirill Kaprizov, 2020-21	
<b>MOST POWER-PLAY ASSISTS, CAREER</b>	
191 - Mikko Koivu, 2005-20	
<b>By Defenseman</b>	
117 - Ryan Suter, 2012-21	
<b>MOST POWER-PLAY ASSISTS, SEASON</b>	
24 - Pierre-Marc Bouchard, 2005-06	
<b>By Defenseman</b>	
22 - Ryan Suter, 2017-18	
<b>By Rookie</b>	
18 - Calen Addison, 2022-23	
<b>LONGEST ASSIST STREAK</b>	
9 - Kirill Kaprizov (4g, 11a), 11/11-12/1/22	
<b>POINTS</b>	
<b>MOST POINTS, CAREER</b>	
709 - Mikko Koivu (205g-504a), 2005-20	
<b>By Left Wing</b>	
400 - Zach Parise (199g-201a), 2012-21	
<b>By Center</b>	
709 - Mikko Koivu (205g-504a), 2005-20	
<b>By Right Wing</b>	
437 - Marian Gaborik (219g-218a), 2000-09	
<b>By Defenseman</b>	
369 - Ryan Suter (55g-314a), 2012-21	
<b>By Goaltender</b>	
7 - Devan Dubnyk, (7a), 2014-20	
<b>MOST POINTS, SEASON</b>	
108 - Kirill Kaprizov (47g-61a), 2021-22	
<b>By Left Wing</b>	
108 - Kirill Kaprizov (47g-61a), 2021-22	
<b>By Center</b>	
76 - Eric Staal (42g-34a), 2017-18	
<b>By Right Wing</b>	
83 - Marian Gaborik (42g-41a), 2007-08	
<b>By Defenseman</b>	
51 - Ryan Suter (8g-43a), 2015-16; (6g-45a), 2017-18	
<b>By Goaltender</b>	
3 - Devan Dubnyk (3a), 2017-18	
- Manny Fernandez (3a), 2005-06	
<b>By Rookie</b>	
51 - Kirill Kaprizov (27g-24a), 2020-21	

<b>MOST POINTS, GAME</b>
6 - Marian Gaborik (2g-4a), 10/26/02 at ARI
- Marian Gaborik (5g-1a), 12/20/07 vs. NYR
<b>By Defenseman</b>
4 - Matt Dumba (1g-3a), 3/29/18 vs. DAL
<b>By Rookie</b>
4 - Matt Boldy (3g-1a), 2/14/22 vs. DET
<b>By Rookie in his NHL debut</b>
3 - Kirill Kaprizov (1g-2a), 1/14/21 at LA
<b>By Goaltender</b>
1 - 30x, last, Marc-Andre Fleury (1a), 1/7/23 at BUF
<b>MOST POINTS BY OPPONENT, GAME</b>
5 - 7x, last, Mark Stone (5a), 3/1/21 at VGK
<b>MOST POINTS, PERIOD</b>
4 - Kevin Fiala (4a), 4/22/22 vs. SEA (2nd)
<b>MOST POINTS AGAINST, PERIOD</b>
4 - 3x, last, Jordan Kyrrou (2g-2a), 1/1/22 vs. STL (2nd)
<b>MOST POINTS AT HOME, SEASON</b>
64 - Kirill Kaprizov (28g-36a), 2021-22
<b>By Defenseman</b>
29 - Ryan Suter (1g-28a), 2018-19; Ryan Suter (3g-26a), 2017-18
<b>By Rookie</b>
28 - Kirill Kaprizov (16g-12a), 2020-21
<b>MOST POINTS ON ROAD, SEASON</b>
44 - Kirill Kaprizov (19g-25a), 2021-22
<b>By Defenseman</b>
27 - Ryan Suter (6g-21a), 2019-20
<b>By Rookie</b>
23 - Kirill Kaprizov (11g-12a), 2020-21
<b>MOST POWER-PLAY POINTS, CAREER</b>
251 - Mikko Koivu (60g-191a), 2005-20
<b>By Defenseman</b>
138 - Ryan Suter (21g-117a), 2012-21
<b>MOST POWER-PLAY POINTS, SEASON</b>
34 - Brian Rolston (13g-21a), 2006-07
<b>By Defenseman</b>
25 - Marek Zidlicky (10g-15a), 2008-09
<b>By Rookie</b>
18 - Calen Addison (18a), 2022-23
- Kurtis Foster (6g-12a), 2005-06
<b>MOST SHORT-HANDED POINTS, CAREER</b>
25 - Mikko Koivu (10g-15a), 2005-20
<b>MOST SHORT-HANDED POINTS, SEASON</b>
9 - Wes Walz (7g-2a), 2000-01
<b>LONGEST POINT STREAK</b>
14 - Kirill Kaprizov (9g-12a), 11/9/21-12/10/22
<b>By Defenseman</b>
7 - Jared Spurgeon (1g-7a), 3/29-4/10/22
- Matt Dumba (5g-5a), 11/13-11/27/18
- Ryan Suter (1g-8a), 2/26-3/10/13
<b>MOST POINTS IN TWO CONSECUTIVE GAMES</b>
7 - 9x, last, Kevin Fiala (1g-6a), 4/22-4/24/22
<b>MOST POINTS IN THREE CONSECUTIVE GAMES</b>
10 - Eric Staal (6g-4a), 2/23-2/27/18
<b>MOST POINTS IN FOUR CONSECUTIVE GAMES</b>
11 - Eric Staal (7g-4a), 2/22-2/27/18

<b>MOST MULTI-POINT GAMES, CAREER</b>	
153 - Mikko Koivu, 2005-20	
<b>By Left Wing</b>	
79 - Zach Parise, 2012-21	
<b>By Center</b>	
153 - Mikko Koivu, 2005-20	
<b>By Right Wing</b>	
114 - Marian Gaborik, 2000-09	
<b>By Defenseman</b>	
72 - Ryan Suter, 2012-21	
<b>MOST MULTI-POINT GAMES, SEASON</b>	
32 - Kirill Kaprizov, 2021-22	
<b>By Left Wing</b>	
32 - Kirill Kaprizov, 2021-22	
<b>By Center</b>	
20 - Mikko Koivu, 2009-10	
<b>By Right Wing</b>	
24 - Mats Zuccarello, 2021-22	
<b>By Defenseman</b>	
12 - Ryan Suter, 2018-19	
<b>By Rookie</b>	
13 - Kirill Kaprizov, 2020-21	
<b>SHOTS</b>	
<b>MOST SHOTS, CAREER</b>	
2,270 - Mikko Koivu, 2005-20	
<b>By Defenseman</b>	
1,415 - Jared Spurgeon, 2010-22	
<b>MOST SHOTS, SEASON</b>	
305 - Brian Rolston, 2006-07	
<b>By Defenseman</b>	
188 - Ryan Suter, 2015-16	
<b>By Rookie</b>	
179 - Marian Gaborik, 2000-01	
<b>MOST SHOTS, GAME</b>	
11 - Zach Parise, 1/17/9 vs. ANA; Brian Rolston, 10/27/06 vs. ANA	
<b>By Defenseman</b>	
9 - 2x, last, Matt Dumba, 10/19/21 vs. WPG	
<b>By Rookie</b>	
8 - 4x, last, Matt Boldy, 4/24/22 at NSH	
<b>MOST SHOTS BY OPPONENT, GAME</b>	
12 - 3x, last, Patrick Kane, 1/15/17 at CHI	
<b>PENALTY MINUTES</b>	
<b>MOST PENALTY MINUTES, CAREER</b>	
698 - Matt Johnson, 2000-04	
<b>By Defenseman</b>	
333 - Willie Mitchell, 2001-06	
<b>By Goaltender</b>	
36 - Devan Dubnyk, 2014-20; Manny Fernandez, 2000-07	
<b>MOST PENALTY MINUTES, SEASON</b>	
201 - Matt Johnson, 2002-03	
<b>By Defenseman</b>	
148 - Jason Marshall, 2001-02	
<b>By Goaltender</b>	
12 - Devan Dubnyk, 2017-18	
- Manny Fernandez, 2006-07	
<b>By Rookie</b>	
158 - Derek Boogaard, 2005-06	
<b>MOST PENALTY MINUTES, GAME</b>	
39 - Stu Bickel, 1/3/15 at DAL	
<b>By Defenseman</b>	
39 - Stu Bickel, 1/3/15 at DAL	
<b>By Rookie</b>	
20 - Matt Kassian, 1/22/06 at CHI	
<b>By Goaltender</b>	
4 - 5x, last, Devan Dubnyk, 1/6/18 at COL	

<b>MOST PENALTY MINUTES BY OPPONENT, GAME</b>	
27 - 2x, last, Lawson Crouse, 3/16/21 vs. ARI	
<b>MOST PENALTY MINUTES, PERIOD</b>	
39 - Stu Bickel, 1/3/15 at DAL (2nd)	
<b>MOST PENALTY MINUTES, BY OPPONENT, PERIOD</b>	
27 - 2x, last, Lawson Crouse, 3/16/21 vs. ARI (1st)	
<b>PLUS/MINUS</b>	
<b>HIGHEST PLUS/MINUS, CAREER</b>	
+112 - Jared Spurgeon, 2010-23	
<b>By Forward</b>	
+71 - Mikko Koivu, 2005-19	
<b>HIGHEST PLUS/MINUS, SEASON</b>	
+41 - Alex Goligoski, 2021-22	
<b>By Forward</b>	
+34 - Jason Zucker, 2016-17	
<b>By Rookie</b>	
+17 - Matt Boldy, 2021-22	
<b>HIGHEST PLUS/MINUS, GAME</b>	
+5 - 7x, last, Jared Spurgeon, 11/18/21 in 7-2 win vs. DAL	
<b>By Defenseman</b>	
+5 - 6x, last, Jared Spurgeon, 11/18/21 in 7-2 win vs. DAL	
<b>TIME ON ICE</b>	
<b>MOST TIME ON ICE, CAREER</b>	
19,718 - Mikko Koivu, 2005-20	
<b>By Defenseman</b>	
19,901 - Jared Spurgeon, 2010-23	
<b>MOST TIME ON ICE, SEASON</b>	
2,411 - Ryan Suter, 2013-14	
<b>By Forward</b>	
1,717 - Dany Heatley, 2011-12	
<b>MOST TIME ON ICE, GAME</b>	
36:51 - Ryan Suter, 11/7/13 vs. WSH	
<b>By Forward</b>	
28:07 - Brian Rolston, 12/7/06 vs. CGY	
<b>HIGHEST TIME ON ICE AVERAGE, CAREER (min. 50 games)</b>	
27:02 - Ryan Suter, 2012-21	
<b>By Forward</b>	
20:33 - Brian Rolston, 2005-08	
<b>HIGHEST TIME ON ICE AVERAGE, SEASON (min. 50 games)</b>	
29:25 - Ryan Suter, 2013-14	
<b>By Forward</b>	
21:29 - Mikko Koivu, 2008-09	
<b>REAL-TIME STATS</b>	
<b>MOST HITS, SEASON</b>	
356 - Cal Clutterbuck, 2008-09	
<b>MOST HITS, GAME</b>	
12 - Cal Clutterbuck, 11/24/10 in 6-1 loss vs. PHI	
<b>MOST BLOCKED SHOTS, SEASON</b>	
212 - Greg Zanon, 2010-11	
<b>MOST BLOCKED SHOTS, GAME</b>	
9 - Jared Spurgeon, 10/11/14 in 3-0 win at COL	





# RECORD BOOK

## INDIVIDUAL RECORDS

### GOALTENDING

**MOST GAMES PLAYED, CAREER**

409 - Niklas Backstrom, 2006-16

**MOST GAMES PLAYED, SEASON**

71 - Niklas Backstrom, 2008-09

**By Rookie**

29 - Josh Harding, 2007-08

**MOST CONSECUTIVE GAMES PLAYED**

38 - Devan Dubnyk, 1/15-4/7/15

**MOST GAMES STARTED, CAREER**

391 - Niklas Backstrom, 2006-16

**MOST CONSECUTIVE STARTS**

38 - Devan Dubnyk, 1/15-4/7/15

**MOST MINUTES PLAYED, CAREER**

23,248 - Niklas Backstrom, 2006-16

**MOST MINUTES PLAYED, SEASON**

4,088 - Niklas Backstrom 2008-09

**By Rookie**

1,571 - Josh Harding, 2007-08

**MOST WINS, CAREER**

194 - Niklas Backstrom, 2006-16

**MOST WINS, SEASON**

40 - Devan Dubnyk, 2016-17

**By Rookie**

16 - Kaapo Kahkonen, 2020-21

**LONGEST WINNING STREAK**

10 - Devan Dubnyk, 12/4-12/29/16

**LONGEST POINT STREAK, CAREER**

18 - Niklas Backstrom (13-0-5), 3/7/08-10/27/08

**LONGEST POINT STREAK, SEASON**

15 - Cam Talbot (12-0-3), 3/8-4/28/22

**MOST LOSSES, CAREER**

142 - Niklas Backstrom, 2006-16

**MOST LOSSES, SEASON**

28 - Devan Dubnyk, 2018-19

**LONGEST LOSING STREAK**

9 - Devan Dubnyk, 1/12-2/11/16

**MOST TIES/OVERTIME LOSSES, CAREER**

50 - Niklas Backstrom, 2006-16

**MOST TIES/OVERTIME LOSSES, SEASON**

11 - Dwayne Roloson, 2003-04

**MOST GOALS ALLOWED, CAREER**

962 - Niklas Backstrom, 2006-16

**MOST GOALS ALLOWED, SEASON**

163 - Devan Dubnyk, 2018-19

**MOST GOALS ALLOWED, GAME**

9 - Kaapo Kahkonen, 4/9/21 at STL

**MOST GOALS ALLOWED, PERIOD**

5 - 5x, last, Alex Stalock, 10/29/19 at DAL (3rd)

**LOWEST GOALS-AGAINST AVERAGE, CAREER (min. 75 games)**

2.28 - Dwayne Roloson, 2001-06

**LOWEST GOALS-AGAINST AVERAGE, SEASON (min. 25 games)**

1.66 - Josh Harding, 2013-14

**By Rookie**

1.16 - Josh Harding, 2006-07 (7 games)

**HIGHEST SAVE PERCENTAGE, CAREER (min. 75 games)**

.919 - Dwayne Roloson, 2001-06

**HIGHEST SAVE PERCENTAGE, SEASON (min. 25 games)**

.936 - Devan Dubnyk, 2014-15

**By Rookie**

.960 - Josh Harding, 2006-07 (7 games)

**HIGHEST WINNING PERCENTAGE, CAREER (min. 25 games)**

.601 - Devan Dubnyk, 2014-20

**MOST SHUTOUTS, CAREER**

28 - Niklas Backstrom 2006-16

**MOST SHUTOUTS, SEASON**

8 - Niklas Backstrom, 2008-09

**By Rookie**

2 - 2x, last, Kaapo Kahkonen, 2020-21

**LONGEST SHUTOUT STREAK**

195:54 - Devan Dubnyk, 11/8-11/16/17 (5 games)

**LONGEST HOME SHUTOUT STREAK**

142:47 - Niklas Backstrom, 4/3-4/7/07 (3 games)

**LONGEST ROAD SHUTOUT STREAK**

170:23 - Devan Dubnyk, 10/25-11/5/16 (3 games)

**MOST SHOTS FACED, CAREER**

11,283 - Niklas Backstrom, 2006-16

**MOST SHOTS FACED, SEASON**

2,059 - Niklas Backstrom, 2008-09

**MOST SHOTS FACED, GAME**

57 - Devan Dubnyk, 10/13/18 vs. CAR

**MOST SAVES, CAREER**

10,321 - Niklas Backstrom, 2006-16

**MOST SAVES, SEASON**

1,900 - Niklas Backstrom, 2008-09

**MOST SAVES, GAME**

53 - Dwayne Roloson, 11/8/01 at BOS

**MOST SAVES AGAINST, GAME**

47 - Juuse Saros, 4/5/22 at NSH

**MOST SAVES, PERIOD**

24 - Devan Dubnyk, 10/19/18 at DAL (2nd)

**MOST SAVES AGAINST, PERIOD**23 - Brian Elliot, 2/6/16 at STL (2nd)  
- Corey Crawford, 2/3/15 vs. CHI (2nd)



# THE PLAYOFFS

2023-2024





# 2023 PLAYOFF STATISTICS

# 2023 PLAYOFF RESULTS



#	POS	PLAYER	GP	TOI/G	G	A	PTS	+/-	PIM	PPG	SHG	GWG	SOG	SH%
18	LW	Boldy, Matt	6	20:53	0	3	3	-5	4	0	0	0	24	0.0
12	D	Brodin, Jonas	6	25:46	0	0	0	1	0	0	0	0	9	0.0
3	C	Dewar, Connor	6	11:25	0	0	0	-2	0	0	0	0	6	0.0
1	RW	Duhaime, Brandon	6	11:18	0	0	0	-2	10	0	0	0	6	0.0
19	D	Dumba, Matt	6	22:52	0	2	2	0	4	0	0	0	9	0.0
9	C	Eriksson Ek, Joel	1	0:19	0	0	0	0	0	0	0	0	0	0.0
2	D	Faber, Brock	6	14:33	0	0	0	3	0	0	0	0	2	0.0
15	LW	Foligno, Marcus	6	13:53	1	0	1	-1	35	1	0	0	6	16.7
5	C	Gaudreau, Frederick	6	17:42	3	0	3	0	4	1	0	0	17	17.6
21	RW	Hartman, Ryan	5	18:51	2	3	5	3	16	0	0	1	14	14.3
16	LW	Johansson, Marcus	6	20:18	2	0	2	-5	0	1	0	1	14	14.3
13	LW	Kaprizov, Kirill	6	22:53	1	0	1	-3	12	1	0	0	17	5.9
10	D	Klingberg, John	4	16:47	1	3	4	2	0	0	0	0	8	12.5
11	D	Merrill, Jon	2	16:25	0	0	0	1	2	0	0	0	3	0.0
7	D	Middleton, Jake	6	20:31	0	2	2	-2	8	0	0	0	7	0.0
6	LW	Nyquist, Gustav	6	16:00	0	5	5	4	2	0	0	0	9	0.0
22	RW	Reaves, Ryan	6	8:32	0	0	0	-1	14	0	0	0	2	0.0
8	D	Spurgeon, Jared	6	24:07	0	2	2	-6	4	0	0	0	7	0.0
23	C	Steel, Sam	5	15:35	1	1	2	1	2	0	0	0	6	16.7
20	C	Sundqvist, Oskar	1	12:43	1	0	1	2	0	0	0	0	3	33.3
17	RW	Zuccarello, Mats	6	21:30	2	3	5	-2	4	0	0	0	15	13.3

#	GOALTENDER	GP	GS	W	L	SA	SV	SV%	GA	GAA	SO	MIN	PIM
29	Marc-Andre Fleury	2	1	0	1	37	30	0.811	7	5.48	0	77	0
32	Filip Gustavsson	5	5	2	3	151	139	0.921	12	2.33	0	309	0



## 2023 FIRST ROUND

### #2 DALLAS STARS VS. #3 MINNESOTA WILD

Wild loses series 2-4 (Wild 1-2 at home, 1-2 at Dallas)

DATE	OPP.	Scoring By Period					Shots By Period					Power Plays	Penalties/Minutes	Game-Winning Goal	Goalie (Saves-Shots)	Attn.
		1	2	3	OT	F	1	2	3	OT	T					
G1	MIN	1	1	0	1	3	10	19	7	12	48	1-4	7-14	Hartman	Gustavsson (51-53)	
4/17	DAL	0	2	0	0	2	5	10	12	26	53	2-5	9-22		Oettinger (45-48)	*18,532
G2	MIN	1	2	0	-	3	9	7	10	-	34	1-5	9/52		Fleury (24-31)	
4/19	DAL	2	4	1	-	7	10	13	8	-	31	3-6	8/40	Dadonov	Oettinger (23-26)	*18,532
G3	DAL	0	1	0	-	1	6	9	9	-	24	0-2	6/12		Oettinger (20-24)	
4/21	MIN	1	2	2	-	5	9	9	7	-	25	1-4	4/8	Johansson	Gustavsson (23-24)	*19,309
G4	DAL	0	1	2	-	3	8	11	5	-	24	2-3	4/8	Seguin (2)	Oettinger (32-34)	
4/23	MIN	0	0	2	-	2	9	14	11	-	34	1-4	4/16		Gustavsson (21-24)	*19,331
G5	MIN	0	0	0	-	0	5	13	9	-	27	0-3	8/27		Gustavsson (21-24)	
4/25	DAL	2	1	1	-	4	11	7	7	-	25	2-6	7/14	Seguin	Oettinger (27-27)	*18,532
G6	DAL	1	2	1	-	4	8	18	7	-	33	0-2	2/4	Johnston	Oettinger (22-26)	
4/28	MIN	0	0	1	-	1	8	5	11	-	24	0-2	2/4		GUSTAVSSON (23-26); Fleury (6-6)	*19,389

TOTALS	OPP.	Scoring By Period					Shots By Period					Power Plays (Percentage)	Penalties/Minutes	Goaltenders (Record, Saves-Shots)
		1	2	3	OT	F	1	2	3	OT	T			
	MIN	3	5	5	1	14	50	67	55	12	184	4-22 (18.2)	34-121	Gustavsson (2-3, 139-151), Fleury (0-1, 30-37)
	DAL	5	11	5	0	21	48	68	48	26	190	9-24 (37.5)	34-100	Oettinger (4-2, 170-183)

### SERIES NOTES

Minnesota advanced to the Stanley Cup Playoffs for the 13th time in franchise history and met the Dallas Stars in the postseason for the second time in franchise history. The Wild opened the series at American Airlines Center for Game 1 in what would be the longest postseason game in franchise history. Wild goaltender Filip Gustavsson set a franchise postseason record with 52 saves, out-dueling Dallas netminder Jake Oettinger, who made 45 saves. Ryan Hartman gave the Wild a 3-2 victory with a goal 12:20 into the second overtime, ending a game that began on Monday evening and stretched into early Tuesday morning. Dallas responded with a 7-3 victory in Game 2 to even the series, buoyed by a hat trick from Roope Hintz and two goals from Evgenii Dadonov. Returning to Saint Paul for Game 3, Minnesota raced to a 5-1 victory before a sellout crowd at Xcel Energy Center. Mats Zuccarello scored twice and Hartman added three points after missing Game 2 with injury. Dallas again countered with a series-evening victory in Game 4, claiming a 3-2 win thanks in part to two power-play goals from Tyler Seguin. The series returned to Dallas for Game 5, where the Stars controlled the ice for a 4-0 win and Oettinger earned his second career postseason shutout. Dallas would close out the series in Game 6, defeating the Wild by a 4-1 score in Saint Paul. The team that scored first won all six games of the series. Hartman (2-3=5), Zuccarello (2-3=5) and Gustav Nyquist (0-5=5) led Minnesota with five points each. Gustavsson went 2-3 with a 2.33 GAA and a .921 SV% in five starts, while Marc-Andre Fleury went 0-1 with a 5.48 GAA and a .811 SV% in two appearances (one start). Hintz led the Stars with 12 points (5-7=12). Jason Robertson ranked second with seven points (2-5=7). Miro Heiskanen (0-6=6) and Seguin (4-2=6) tied for third with six points each. Oettinger went 4-2 with a 2.01 GAA and a .929 SV% in six starts.





# 2022 PLAYOFF STATISTICS

# 2022 PLAYOFF RESULTS



#	POS	PLAYER	GP	TOI/G	G	A	PTS	+/-	PIM	PPG	SHG	GWG	SOG	SH%
12	RW	Matt Boldy	6	13:19	1	0	1	-1	4	0	0	0	13	7.7
25	D	Jonas Brodin	6	22:55	1	2	3	-2	2	0	0	0	11	9.1
44	LW	Nicolas Deslauriers	5	8:12	0	0	0	-3	0	0	0	0	2	0.0
52	C	Connor Dewar	1	10:39	0	0	0	0	0	0	0	0	1	0.0
21	RW	Brandon Duhaime	6	7:08	0	0	0	-2	2	0	0	0	6	0.0
24	D	Matt Dumba	6	21:31	1	0	1	4	2	0	0	0	15	6.7
14	C	Joel Eriksson Ek	6	18:10	3	2	5	1	8	0	0	0	20	15.0
22	LW	Kevin Fiala	6	17:36	0	3	3	-5	16	0	0	0	15	0.0
17	RW	Marcus Foligno	6	16:16	0	2	2	1	14	0	0	0	4	0.0
89	C	Frederick Gaudreau	6	15:41	1	0	1	-1	0	1	0	0	11	9.1
47	D	Alex Goligowski	4	15:41	0	0	0	-3	2	0	0	0	2	0.0
18	LW	Jordan Greenway	6	13:24	1	1	2	0	6	0	0	0	5	20.0
38	C	Ryan Hartman	6	17:23	0	5	5	0	2	0	0	0	10	0.0
10	C	Tyson Jost	6	11:36	0	0	0	0	4	0	0	0	9	0.0
97	LW	Kirill Kaprizov	6	19:26	7	1	8	1	2	3	0	2	27	25.9
7	D	Dmitry Kulikov	2	15:33	0	1	1	-4	2	0	0	0	1	0.0
4	D	Jon Merrill	6	16:25	0	1	1	-6	0	0	0	0	7	0.0
5	D	Jacob Middleton	6	16:54	0	1	1	6	2	0	0	0	9	0.0
46	D	Jared Spurgeon	6	20:33	0	3	3	1	4	0	0	0	9	0.0
36	RW	Mats Zuccarello	6	19:15	1	3	4	-1	2	0	0	0	9	11.1

#	GOALTENDER	GP	GS	W	L	SA	SV	SV%	GA	GAA	SO	MIN	PIM
29	Marc-Andre Fleury	5	5	2	3	159	144	0.906	15	3.04	0	296	0
33	Cam Talbot	1	1	0	1	26	22	0.846	4	4.14	0	58	0



## 2022 FIRST ROUND

### #2 MINNESOTA WILD VS. #3 ST. LOUIS BLUES

Wild loses series 2-4 (Wild 1-2 at home, 1-2 at St. Louis)

DATE	OPP.	Scoring By Period					Shots By Period					Power Plays	Penalties/Minutes	Game-Winning Goal	Goalie (Saves-Shots)	Attn.
		1	2	3	OT	F	1	2	3	OT	T					
G1	STL	2	1	1	-	4	12	10	9	-	31	2-5	9-18	Perron	Husso (37-37)	
5/2	MIN	0	0	0	-	0	14	14	9	-	37	0-6	9-28		Fleury (27-31)	*19,053
G2	STL	0	1	1	-	2	10	15	9	-	34	1-5	6/12		Husso (22-27)	
5/4	MIN	3	1	2	-	6	7	11	10	-	28	2-3	8/16	Kaprizov (1)	Fleury (32-34)	*19,376
G3	MIN	2	1	2	-	5	12	10	11	-	33	0-4	3/6	Kaprizov (2)	Fleury (29-30)	
5/6	STL	0	0	1	-	1	14	8	8	-	30	1-3	4/8		Husso (28-32)	*18,096
G4	MIN	1	0	1	-	2	5	13	12	-	30	0-4	4/10		Fleury (29-33)	
5/8	STL	1	2	2	-	5	18	7	9	-	34	1-4	5/10	Kyrou	Binnington (28-30)	*18,096
G5	STL	1	1	3	-	5	9	11	12	-	32	1-2	2/4	Tarasenko	Binnington (30-32)	
5/10	MIN	2	0	0	-	2	12	11	9	-	32	2-2	2/4		Fleury (27-31)	*19,197
G6	MIN	0	0	1	-	1	10	5	11	-	26	0-5	6/12		Talbot (22-26)	
5/12	STL	1	3	1	-	5	4	21	2	-	27	2-6	5/10	O'Reilly	Binnington (25-26)	*18,096

TOTALS		Scoring By Period					Shots By Period					Power Plays (Percentage)	Penalties/Minutes	Goalies (Record, Saves-Shots)
		1	2	3	OT	F	1	2	3	OT	T			
	STL	5	8	9	0	22	67	72	49	0	188	8-26 (30.8)	31-62	Husso (1-2, 87-96), Binnington (3-0, 83-88)
	MIN	8	2	6	0	16	60	64	62	0	186	4-24 (16.7)	32-76	Talbot (0-1, 22-26), Fleury (2-3, 144-159)

### SERIES NOTES

Minnesota advanced to the Stanley Cup Playoffs for the 12th time in franchise history and played the St. Louis Blues for the third time in the playoffs. The Wild opened a playoff series at home for the fourth time in franchise history. St. Louis shutout Minnesota in Game 1, 4-0, as David Perron recorded four points (3-1=4) including a third hat trick for the Blues. Perron tied the record for most points by a Wild opponent in a playoff game and became the third player to record a hat trick against Minnesota. The Wild evened the series with a 6-2 victory in Game 2 as Kirill Kaprizov recorded the first playoff hat trick in team history and Joel Eriksson Ek added two goals and an assist. Minnesota earned a 5-1 win in Game 3 as five different players scored and Marc-Andre Fleury made 29 saves. Jordan Kyrou and Perron (2-1=3) tallied two goals each as St. Louis earned a 5-2 win in Game 4. Jordan Binnington made 28 saves in his first start in the series. The series returned to St. Paul for Game 5, and the Wild held a 2-1 lead after the first period on two power play goals from Kirill Kaprizov. The game was tied 2-2 after two periods and Vladimir Tarasenko scored three times in the third period to lead the Blues to a 5-2 win. St. Louis claimed a 5-1 win in Game 6 to clinch the series. Cam Talbot made 22 saves in his first start in the series. Kaprizov led the Wild with eight points (7-1=8) and set a franchise record for most goals in a series. He also tied the franchise record for longest goal streak in the playoffs scoring a goal in Games 2-5. Eriksson Ek (3-2=5) and Ryan Hartman (0-5=5) ranked T-2nd on the team in scoring. Fleury went 2-3 with a 3.04 GAA and a .906 SV% in five starts. Talbot went 0-1 with a 4.14 GAA and a .846 SV%. Perron led the Blues with 13 points (9-4=13). Ryan O'Reilly ranked second with 12 points (7-5=12) and Pavel Buchnevich ranked third with 11 points (1-10=11). Binnington went 3-0 with a 1.67 GAA and a .943 SV% in three starts. Ville Husso went 1-2 with a 3.02 GAA and a .906 SV% in three starts.





# 2021 PLAYOFF STATISTICS

#	POS	PLAYER	GP	TOI/G	G	A	PTS	+/-	PIM	PPG	SHG	GWG	SOG	SH%
25	D	Jonas Brodin	7	19:43	0	3	3	0	2	0	0	0	5	0.0
24	D	Matt Dumba	7	23:39	1	2	3	-1	17	0	0	0	6	16.7
14	C	Joel Eriksson Ek	7	17:50	2	1	3	0	2	0	0	1	21	9.5
18	LW	Jordan Greenway	7	15:01	1	2	3	0	2	0	0	1	8	12.5
97	LW	Kirill Kaprizov	7	18:52	2	1	3	-3	4	1	0	0	10	20.0
11	LW	Zach Parise	4	13:42	2	1	3	-3	0	0	0	0	5	40.0
46	D	Jared Spurgeon	7	22:55	0	3	3	-6	0	0	0	0	7	0.0
36	RW	Mats Zuccarello	7	16:40	0	3	3	-2	2	0	0	0	15	0.0
22	RW	Kevin Fiala	7	17:11	1	1	2	-6	2	1	0	0	22	4.6
17	RW	Marcus Foligno	7	15:41	0	2	2	0	0	0	0	0	9	0.0
38	C	Ryan Hartman	7	17:06	2	0	2	-5	2	0	0	1	17	11.8
7	C	Nico Sturm	7	11:07	1	1	2	1	0	0	0	0	6	16.7
59	D	Calen Addison	3	12:16	0	1	1	-1	0	0	0	0	0	-
27	C	Nick Bjugstad	6	9:04	1	0	1	0	2	0	0	0	11	9.1
20	D	Ryan Suter	7	24:03	0	1	1	-4	0	0	0	0	9	0.0
13	RW	Nick Bonino	7	12:54	0	0	0	-3	0	0	0	0	5	0.0
28	D	Ian Cole	7	16:13	0	0	0	-1	6	0	0	0	7	0.0
90	RW	Marcus Johansson	3	11:39	0	0	0	-1	0	0	0	0	1	0.0
49	C	Victor Rask	7	14:52	0	0	0	-2	0	0	0	0	7	0.0
37	RW	Kyle Rau	1	9:37	0	0	0	0	0	0	0	0	2	0.0
21	D	Carson Soucy	4	13:17	0	0	0	-1	2	0	0	0	1	0.0
#	GOALTENDER	GP	GS	W	L	SA	SV	SV%	GA	GAA	SO	MIN	PIM	
33	Cam Talbot	7	7	3	4	222	205	0.923	17	2.45	2	416	0	

# 2021 PLAYOFF RESULTS



## 2021 FIRST ROUND

### #3 MINNESOTA WILD vs. #2 VEGAS GOLDEN KNIGHTS

Wild loses series, 3-4 (Wild 1-2 at home, 2-2 at road)

DATE	OPP.	Scoring By Period					Shots By Period					Power Plays	Penalties/Minutes	Game-Winning Goal	Goalie (Saves-Shots)	Attn.	
		1	2	3	OT	F	1	2	3	OT	T						
G1	MIN	0	0	0	1	1	1	5	13	9	3	30	0-2	3-6	Eriksson Ek (1)	Talbot (42-42)	
5/16	VGK	0	0	0	0	0	19	11	10	2	42	0-3	2-4		Fleury (29-30)	8,683	
G2	MIN	0	1	0	-	1	17	10	8	-	35	0-1	3-6		Talbot (25-28)		
5/18	VGK	0	2	1	-	3	10	12	6	-	28	1-2	2-4	Tuch (1)	Fleury (34-35)	8,683	
G3	VGK	0	3	2	-	5	4	22	14	-	40	0-5	2-4	Smith (1)	Fleury (14-16)		
5/20	MIN	2	0	0	-	2	7	5	4	-	16	0-2	5-10		Talbot (35-39)	4,500	
G4	MIN	1	2	1	-	4	9	5	4	-	18	0-1	2-6	Roy (1)	Fleury (35-35)		
5/22	VGK	0	0	0	-	0	11	11	13	-	35	0-3	1-2		Talbot (14-17)	4,500	
G5	MIN	3	0	1	-	4	7	1	6	-	14	0-0	2-4	Greenway (1)	Talbot (38-40)		
5/24	VGK	1	1	0	-	2	7	22	11	-	40	1-2	0-0		Fleury (10-13)	12,156	
G6	VGK	0	0	0	-	0	6	7	10	-	23	0-1	3-9		Fleury (21-24)		
5/26	MIN	0	0	3	-	3	9	5	10	-	24	1-1	3-9	Hartman (1)	Talbot (23-23)	4,500	
G7	MIN	1	1	0	-	2	10	6	4	-	20	1-2	4-8		Fleury (18-20)		
5/28	VGK	1	3	2	-	6	8	17	9	-	34	0-1	5-10	Pacioretty (1)	Talbot (28-33)	12,156	
TOTALS		Scoring By Period					Shots By Period					Power Plays	Penalties/Minutes	Goaltenders (Record, Saves-Shots)			
	VGK	3	11	6	0	20	63	96	64	2	225	2-15 (13.3)	16-37	Fleury (4-3, 161-173)			
	MIN	6	2	4	1	13	66	51	54	3	174	2-11 (18.2)	21-45	Talbot (3-4, 205-222)			

### SERIES NOTES

Minnesota advanced to the Stanley Cup Playoffs for the 11th time in franchise history and faced the Vegas Golden Knights in the playoffs for the first time. The Wild claimed a 1-0 overtime win in Game 1 as Cam Talbot stopped all 42 shots faced. Joel Eriksson Ek scored the game-winning goal 3:20 into overtime, his first career overtime goal in the playoffs. Talbot set a franchise record for most saves in franchise history in a playoff shutout. Minnesota lost Game 2 by a score of 3-1. Matt Dumba opened the scoring at 12:07 of the second period, but Vegas responded with the game-tying goal 18 seconds later and scored the final three goals in the contest. First period goals by Ryan Hartman and Joel Eriksson Ek gave Minnesota a 2-0 lead in Game 3, but Vegas scored the next five goals to earn a 5-2 win. Marc-Andre Fleury stopped all 35 shots faced as Vegas earned a 4-0 win in Game 4 despite being outshot 35-18. Vegas scored first in Game 5, but the Wild responded with three first period goals and went on to earn a 4-2 win despite being outshot 40-14. Cam Talbot stopped all 23 shots faced as Minnesota claimed a 3-0 win in Game 6. Ryan Hartman opened the scoring at 4:21 of the third period, followed by goals from Kevin Fiala and Nick Bjugstad. Both teams scored a goal in the first period, but Vegas scored three times in the second period and twice in the third period to earn a 6-2 win in Game 7. Mattias Janmark recorded a hat trick for the Golden Knights. The loss was the first-ever by the Wild in a Game 7. Eight different players scored three points in the series for Minnesota and Talbot stopped 205 of 222 shots faced for a 2.45 GAA, a .923 SV% and two shutouts in seven starts. Janmark led Vegas in scoring with six points (3-3=6). Mark Stone (4-1=5), Alex Tuch (3-2=5) and Chandler Stephenson (0-5=5) recorded five points each. Fleury stopped 161 of 173 shots faced for a 1.71 GAA, a .931 SV% and one shutout in seven starts.





# 2020 PLAYOFF STATISTICS

#	POS	PLAYER	GP	TOI/G	G	A	PTS	+/-	PIM	PPG	SHG	GWG	SOG	SH%
12	C	Eric Staal	4	17:49	1	4	5	0	2	0	0	0	9	11.1
22	LW	Kevin Fiala	4	17:38	3	1	4	1	10	1	0	1	19	15.8
46	D	Jared Spurgeon	4	22:48	2	2	4	-1	4	1	0	0	7	28.6
11	LW	Zach Parise	4	17:44	0	3	3	2	2	0	0	0	6	0.0
25	D	Jonas Brodin	4	23:48	0	2	2	1	0	0	0	0	8	0.0
19	C	Luke Kunin	4	14:30	2	0	2	0	2	1	1	0	6	33.3
24	D	Matt Dumba	4	25:03	0	1	1	1	2	0	0	0	14	0.0
14	C	Joel Eriksson Ek	4	14:24	1	0	1	1	2	0	0	0	8	12.5
17	LW	Marcus Foligno	4	13:37	0	1	1	-2	5	0	0	0	4	0.0
7	C	Nico Sturm	2	11:09	1	0	1	-1	0	0	0	0	1	100.0
20	D	Ryan Suter	3	23:27	0	1	1	1	0	0	0	0	3	0.0
36	RW	Mats Zuccarello	4	14:07	0	1	1	-1	0	0	0	0	3	0.0
44	D	Matt Bartkowski	1	9:59	0	0	0	0	0	0	0	0	2	0.0
6	C	Ryan Donato	2	9:00	0	0	0	1	2	0	0	0	1	0.0
27	C	Alex Galchenyuk	4	13:46	0	0	0	-2	4	0	0	0	4	0.0
18	LW	Jordan Greenway	4	13:30	0	0	0	-1	8	0	0	0	6	0.0
38	C	Ryan Hartman	4	11:30	0	0	0	0	9	0	0	0	6	0.0
77	D	Brad Hunt	4	13:36	0	0	0	-1	2	0	0	0	7	0.0
9	C	Mikko Koivu	4	11:36	0	0	0	0	6	0	0	0	5	0.0
21	D	Carson Soucy	4	14:39	0	0	0	-3	0	0	0	0	3	0.0
#	GOALTENDER	GP	GS	W	L	SA	SV	SV%	GA	GAA	SO	MIN	PIM	
32	Alex Stalock	4	4	1	3	116	104	0.897	12	3.03	1	237	0	



# 2020 PLAYOFF RESULTS



2020 QUALIFYING ROUND																
#10 MINNESOTA WILD vs. #7 VANCOUVER CANUCKS																
Wild loses series, 1-3 (Wild 0-2 at home, 1-1 at road)																
DATE	OPP.	Scoring By Period					Shots By Period					Power Plays	Penalties/ Minutes	Game-Winning Goal	Goalie (Saves-Shots)	Attn.
		1	2	3	OT	F	1	2	3	OT	T					
G1	MIN	1	1	1	-	3	12	8	11	-	31	2-4	4-11	Fiala (1)	Stalock (28-28)	0
8/2	VAN	0	0	0	-	0	14	10	4	-	28	0-1	8-27		Markstrom (28-30)	0
G2	MIN	1	0	2	-	3	9	10	16	-	35	0-6	8-16		Stalock (24-28)	0
8/4	VAN	1	2	1	-	4	10	10	8	-	28	1-7	7-14	Horvat (1)	Markstrom (32-35)	0
G3	VAN	0	1	2	-	3	10	9	10	-	29	2-7	11-22	Boeser (1)	Markstrom (27-27)	0
8/6	MIN	0	0	0	-	0	10	10	7	-	27	0-7	11-22		Stalock (26-29)	0
G4	VAN	1	2	1	1	5	13	11	6	1	31	1-4	6-15	Tanev (1)	Markstrom (25-29)	0
8/7	MIN	2	2	0	0	4	12	9	8	0	29	1-5	5-13		Stalock (26-31)	0
TOTALS		Scoring By Period					Shots By Period					Power Plays (Percentage)	Penalties/ Minutes	Goaltenders (Record, Saves-Shots)		
		1	2	3	OT	F	1	2	3	OT	T					
	VAN	2	5	4	1	12	47	40	28	1	116	4-19 (21.1)	32-78	Markstrom (3-1, 112-121)		
	MIN	4	3	3	0	10	43	37	42	0	122	3-22 (13.6)	28-62	Stalock (1-3, 104-116)		

### SERIES NOTES

After an unprecedented season, the Minnesota Wild advanced to the Stanley Cup Playoffs for its 10th time in franchise history. The NHL split the 24 teams into two bubbles without fans – Edmonton (West) and Toronto (East). The Wild faced off against Vancouver in the Qualifying Round to play in its first-ever, best-of-five playoff series. Minnesota took Game 1 with a 3-0 shutout victory. It marked the Wild's fifth postseason shutout victory in franchise history. Alex Stalock made his first career playoff start in a Wild sweater and earned his first career postseason win and shutout stopping all 28 shots faced. Jared Spurgeon tallied a postseason career-high three points (2-1=3) to set a franchise record for most points in a playoff game as a Wild defenseman. His two goal made him the franchise leader for most playoff goals by a Wild blueliner. Kevin Fiala netted the game-winning goal on the power-play in the first period. Minnesota fell in Game 2 of the series, 4-3. Kevin Fiala scored two goals in a span of 2:20 in the third period for his first career multi-goal playoff game. Luke Kunin netted his first career playoff goal shorthanded to become the seventh player in franchise history to record a postseason SHG and the 11th player to score his first career regular season and first playoff goal shorthanded. Zach Parise tallied two assists to surpass Mikko Koivu for first place in playoff assists in team history. Vancouver earned a 3-0 shutout win in Game 3 to take the series lead, 2-1. The Canucks were the first to break the 0-0 score as Brock Boeser potted the power-play, game-winning goal at 13:49 in the second period. Zach Parise skated in his 100th career Stanley Cup Playoff contest. Minnesota lost the series as Vancouver took Game 4 with a 5-4 overtime win. Kunin opened the game's scoring with his first career playoff power-play goal at 2:58 in the first period. The Wild held a 3-1 lead before the Canucks' Brandon Sutter and Quinn Hughes each netted goals in a span of 1:24 in the second period to tie the game. Nico Sturm made his playoff debut in Game 3 and scored his first career NHL goal in Game 4. He became the second player in Wild history to score his first NHL goal in the playoffs. Bo Horvat forced the overtime with his goal at 14:14 of the third period. Christopher Tanev netted the overtime winner just 11 seconds into the extra session. Eric Staal led the Wild with five points (1-4=5) in four games and Fiala (3-1=4) and Spurgeon (2-2=4) ranked tied for second with four points each. Stalock stopped 104-of-116 shots faced for a 3.03 GAA, a .897 SV% and one shutout. Hughes led the Canucks with six points (1-5=6). Horvat (2-2=4), Elias Pettersson (1-3=4) and Tanev (1-3=4) each tallied four points. Jacob Markstrom stopped 112-of-121 shots faced for a 2.27 GAA, a .926 SV% and one shutout in four starts.





# 2018 PLAYOFF STATISTICS

# 2018 PLAYOFF RESULTS



#	POS	PLAYER	GP	TOI/G	G	A	PTS	+/-	PIM	PPG	SHG	GWG	SOG	SH%
9	C	Mikko Koivu	5	18:09	0	4	4	-2	2	0	0	0	13	0.0
64	RW	Mikael Granlund	5	18:24	1	2	3	-1	0	1	0	0	6	16.7
11	LW	Zach Parise	3	16:55	3	0	3	0	2	2	0	0	5	60.0
25	D	Jonas Brodin	5	24:42	0	2	2	-3	2	0	0	0	9	0.0
7	C	Matt Cullen	5	11:18	1	1	2	-3	2	0	0	0	4	25.0
24	D	Matt Dumba	5	26:58	1	1	2	-4	4	0	0	1	10	10.0
18	LW	Jordan Greenway	5	14:12	1	1	2	2	0	0	0	0	3	33.3
36	D	Nick Seeler	5	17:23	0	2	2	1	7	0	0	0	5	0.0
12	C	Eric Staal	5	18:24	1	1	2	-3	2	0	0	0	14	7.1
14	C	Joel Eriksson Ek	5	12:46	0	1	1	0	0	0	0	0	10	0.0
17	LW	Marcus Foligno	5	10:43	1	0	1	-2	16	0	0	0	4	25.0
39	D	Nate Prosser	5	14:00	0	1	1	-1	14	0	0	0	2	0.0
46	D	Jared Spurgeon	5	21:48	0	1	1	-4	0	0	0	0	3	0.0
26	LW	Daniel Winnik	5	13:30	0	1	1	0	5	0	0	0	6	0.0
3	C	Charlie Coyle	5	14:06	0	0	0	-3	2	0	0	0	10	0.0
63	LW	Tyler Ennis	1	7:14	0	0	0	-1	0	0	0	0	1	0.0
6	D	Ryan Murphy	1	16:37	0	0	0	0	0	0	0	0	2	0.0
22	RW	Nino Niederreiter	5	15:58	0	0	0	-4	0	0	0	0	9	0.0
37	C	Kyle Rau	1	10:05	0	0	0	-1	0	0	0	0	0	0.0
60	D	Carson Soucy	4	13:33	0	0	0	-3	0	0	0	0	2	0.0
16	LW	Jason Zucker	5	16:26	0	0	0	-4	0	0	0	0	8	0.0

#	GOALTENDER	GP	GS	W	L	SA	SV	SV%	GA	GAA	SO	MIN	PIM
40	Devan Dubnyk	5	5	1	4	152	138	0.908	14	3.39	0	248	0
32	Alex Stalock	1	0	0	0	16	15	0.938	1	1.25	0	48	0



### 2018 FIRST ROUND

#### #4 MINNESOTA WILD vs. #2 WINNIPEG JETS

Wild loses series, 4-1 (Wild 1-1 at Xcel Energy Center, 0-3 at Winnipeg)

DATE	OPP.	Scoring By Period					Shots By Period					Power Plays	Penalties/ Minutes	Game-Winning Goal	Goalie (Saves-Shots)	Attn.
		1	2	3	OT	F	1	2	3	OT	T					
G1	MIN	0	0	2	-	2	4	12	4	-	20	0-1	2-4		Dubnyk (37-40)	
4/11	WPG	0	1	2	-	3	13	8	19	-	40	1-2	1-2	Morrow (1)	Hellebuyck (18-20)	*15,321
G2	MIN	0	0	1	-	1	9	5	3	-	17	1-4	9-40		Dubnyk (40-44)	
4/13	WPG	0	1	3	-	4	13	14	17	-	44	0-2	10-42	Stastny (1)	Hellebuyck (16-17)	*15,321
G3	WPG	1	1	0	-	2	7	12	12	-	31	1-5	3-6		HELLEBUYCK (16-22); Mason (7-7)	
4/15	MIN	2	4	0	-	6	13	9	7	-	29	2-3	5-10	Dumba (1)	Dubnyk (29-31)	*19,175
G4	WPG	1	0	1	-	2	7	12	9	-	28	0-1	2-4	Scheifele (1)	Hellebuyck (30-30)	
4/17	MIN	0	0	0	-	0	11	10	9	-	30	0-2	1-2		Dubnyk (26-27)	*19,277
G5	MIN	0	0	0	-	0	9	10	11	-	30	0-3	2-4		DUBNYK (6-10); Stalock (15-16)	
4/20	WPG	4	0	1	-	5	13	7	6	-	26	1-2	3-6	Trouba (1)	Hellebuyck (30-30)	*15,321

TOTALS	OPP.	Scoring By Period					Shots By Period					Power Plays (Percentage)	Penalties/ Minutes	Goalies (Record, Saves-Shots)
		1	2	3	OT	F	1	2	3	OT	T			
	WPG	6	3	7	-	16	53	53	63	-	169	3-13 (23.1)	19-60	Hellebuyck (4-1,110-119); Mason (0-0, 7-7)
	MIN	2	4	3	-	9	46	46	34	-	126	3-13 (23.1)	19-60	Dubnyk (1-4, 138-152); Stalock (0-0, 15-16)

### SERIES NOTES

The Wild extended its franchise record streak by advancing to the Stanley Cup Playoffs for the sixth consecutive season as Minnesota and Winnipeg met for the first time in the postgame. Minnesota was one of three NHL teams to make the playoffs in each of the last six seasons, joining Anaheim and Pittsburgh (2013-18). The Wild took a 2-1 lead early in the third period of Game 1 on goals from Matt Cullen and Zach Parise, but the Jets responded with third period goals from Patrik Laine and Joe Morrow to claim a 3-2 win. Winnipeg scored the first four goals in Game 2 to claim a 4-1 win. Parise scored for Minnesota in the third period and the teams combined for 76 PIM in the third period. Six different players scored for the Wild in Game 3 to lead the team to a 6-2 win at Xcel Energy Center. Blake Wheeler opened the scoring before Minnesota responded with three straight goals. Parise scored a goal for the third consecutive game, but suffered a fractured sternum in Game 3 and missed the remainder of the series. Mark Scheifele scored both goals in the Jets 2-0 victory in Game 4, tallying a PPG with 28 seconds remaining in the first period and an empty-net tally with 12 seconds remaining in the contest. The Jets scored four times in the first period of Game 5 and earned a 5-0 series-clinching win. Winnipeg outshot Minnesota, 169-126, in the series and both teams went 3-for-13 on the power play. Mikko Koivu led the Wild in scoring with four assists. Parise (3-0=0) and Mikael Granlund (1-2=3) recorded three points each. Devan Dubnyk stopped 138-of-152 shots faced for a 3.39 GAA and a .908 SV%. Scheifele (4-1=5) and Dustin Byfuglien (0-5=5) led the Jets in scoring with five points each. Laine (2-2=4), Paul Stastny (1-3=4) and Wheeler (1-3=4) added four points each. Connor Hellebuyck stopped 110-of-119 shots faced for a 1.94 GAA, a .924 SV% and two shutouts in the series.





# 2017 PLAYOFF STATISTICS

#	POS	PLAYER	GP	TOI/G	G	A	PTS	+/-	PIM	PPG	SHG	GWG	SOG	SH%
11	LW	Zach Parise	5	19:27	2	1	3	-4	8	1	0	0	19	10.5
20	D	Ryan Suter	5	29:06	1	2	3	-3	10	1	0	0	15	6.7
3	C	Charlie Coyle	5	17:11	2	0	2	-1	2	0	0	1	14	14.3
64	C	Mikael Granlund	5	20:32	0	2	2	0	2	0	0	0	10	0.0
9	C	Mikko Koivu	5	20:09	1	1	2	-1	0	1	0	0	6	16.7
25	D	Jonas Brodin	5	19:00	0	1	1	-3	0	0	0	0	5	0.0
19	C	Martin Hanzal	5	18:44	1	0	1	-2	0	0	0	0	10	10.0
56	C	Erik Haula	4	15:24	0	1	1	-2	0	0	0	0	9	0.0
22	RW	Nino Niederreiter	5	15:58	0	1	1	-2	2	0	0	0	7	0.0
29	RW	Jason Pominville	5	14:05	0	1	1	1	0	0	0	0	11	0.0
39	D	Nate Prosser	3	9:47	0	1	1	0	2	0	0	0	4	0.0
46	D	Jared Spurgeon	5	25:20	0	1	1	-1	0	0	0	0	13	0.0
12	C	Eric Staal	5	18:54	0	1	1	-1	0	0	0	0	12	0.0
16	LW	Jason Zucker	5	17:15	1	0	1	-1	2	0	0	0	20	5.0
24	D	Matt Dumba	5	23:53	0	0	0	-1	2	0	0	0	7	0.0
14	C	Joel Eriksson Ek	3	7:34	0	0	0	0	0	0	0	0	5	0.0
5	D	Christian Folin	2	11:23	0	0	0	-2	2	0	0	0	1	0.0
6	D	Marco Scandella	5	22:55	0	0	0	-1	2	0	0	0	10	0.0
7	RW	Chris Stewart	5	7:50	0	0	0	0	0	0	0	0	2	0.0
21	RW	Ryan White	3	7:04	0	0	0	0	4	0	0	0	2	0.0
#	GOALTENDER	GP	GS	W	L	SA	SV	SV%	GA	GAA	SO	MIN	PIM	
40	Devan Dubnyk	5	5	1	4	133	123	0.925	10	1.86	1	322	0	

# 2017 PLAYOFF RESULTS



2017 FIRST ROUND																
#2 MINNESOTA WILD vs. #5 ST. LOUIS BLUES																
Wild loses series, 4-1 (Wild 0-3 at Xcel Energy Center, 1-1 at St. Louis)																
DATE	OPP.	Scoring By Period					Shots By Period					Power Plays	Penalties/ Minutes	Game-Winning Goal	Goalie (Saves-Shots)	Attn.
		1	2	3	OT	F	1	2	3	OT	T					
G1	STL	0	1	0	1	2	9	6	6	5	26	0-4	3-6	Edmundson (1)	Allen (51-52)	
4/12	MIN	0	0	1	0	1	10	16	18	8	52	0-3	4-8		Dubnyk (24-26)	*19,168
G2	STL	0	1	1	-	2	5	11	6	-	22	0-2	4-8	Schwartz (1)	Allen (23-24)	
4/14	MIN	0	1	0	-	1	9	8	7	-	24	1-3	3-6		Dubnyk (20-22)	*19,404
G3	MIN	0	1	0	-	1	9	13	19	-	41	0-4	4-8		Dubnyk (28-30)	
4/16	STL	1	1	1	-	3	15	8	8	-	31	1-3	5-10	Schwartz (2)	Allen (40-41)	*19,334
G4	MIN	1	1	0	-	2	11	10	7	-	28	0-2	3-6	Coyle (1)	Dubnyk (28-28)	
4/19	STL	0	0	0	-	0	4	12	12	-	28	0-2	3-6		Allen (26-28)	*19,791
G5	STL	2	0	1	1	4	12	7	5	3	27	0-4	7-14	Paajarvi (1)	Allen (34-37)	
4/22	MIN	1	0	2	0	3	9	13	13	2	37	2-6	5-10		Dubnyk (23-27)	*19,228
TOTALS		Scoring By Period					Shots By Period					Power Plays	Penalties/ Minutes	Goaltenders (Record, Saves-Shots)		
	STL	3	3	3	2	11	45	44	37	8	134	1-15 (6.7)	22-44	Allen (4-1, 174-182)		
	MIN	2	3	3	0	8	48	60	64	10	182	3-18 (16.7)	19-38	Dubnyk (1-4, 123-133)		

### SERIES NOTES

The Wild advanced to the Stanley Cup Playoffs for the fifth consecutive year. Minnesota and St. Louis met for the second time in the Stanley Cup Playoffs. The Wild defeated St. Louis in six games in the first round of the 2015 Stanley Cup Playoffs. The Wild began a series at Xcel Energy Center for the third time in franchise history, the first since the 2008 First Round. Minnesota registered 52 shots on goal in Game 1 – the most shots on goal during any game in team history, regular-season or playoffs – but Joel Edmundson scored 17:48 into overtime to lift the Blues to a 2-1 OT victory in Saint Paul. Jaden Schwartz scored with 2:27 left in regulation to lead the Blues to a 2-1 victory in Game 2. The series shifted to St. Louis in Game 3, where Alexander Steen secured the 3-1 win with an empty-net goal for the Blues. Devan Dubnyk posted a 28-save shutout as the Wild claimed a 2-0 Game 4 victory. The series ended after Magnus Paajarvi scored 9:42 into overtime to lift the Blues to a 4-3 overtime win in Game 5 at Xcel Energy Center. The Wild outshot the Blues in the series, 182-134. Minnesota killed 14-of-15 power-play opportunities in the series, while scoring three goals on 18 power-play chances. Jake Allen allowed eight goals in five games, recording a 1.47 GAA and .956 SV%, while Devan Dubnyk registered a 1.86 GAA and a .925 SV%. Jaden Schwartz led the series with five points (2-3=5), while Alexander Steen posted four points (2-2=4). Zach Parise (2-1=3) and Ryan Suter (1-2=3) led the Wild in scoring, while Parise and Charlie Coyle led the team with two goals each.







# 2016 PLAYOFF STATISTICS

#	POS	PLAYER	GP	TOI/G	G	A	PTS	+/-	PIM	PPG	SHG	GWG	SOG	SH%
29	RW	Jason Pominville	6	15:56	4	3	7	0	6	0	0	0	16	25.0
22	RW	Nino Niederreiter	6	15:26	1	5	6	1	4	0	0	0	19	5.3
9	C	Mikko Koivu	6	21:29	3	2	5	0	2	1	0	2	14	21.4
46	D	Jared Spurgeon	6	26:00	2	3	5	1	4	2	0	0	10	20.0
56	C	Erik Haula	5	18:15	1	3	4	0	2	0	0	0	11	9.1
25	D	Jonas Brodin	6	20:36	1	2	3	3	0	0	0	0	1	100.0
64	C	Mikael Granlund	6	22:22	1	2	3	-2	0	0	0	0	22	4.5
20	D	Ryan Suter	6	29:17	0	3	3	3	4	0	0	0	10	0.0
3	C	Charlie Coyle	6	18:50	1	1	2	-4	6	0	0	0	13	7.7
24	D	Matt Dumba	6	14:31	0	2	2	-2	6	0	0	0	5	0.0
16	LW	Jason Zucker	6	13:56	0	2	2	-4	2	0	0	0	3	0.0
12	RW	David Jones	6	12:54	0	1	1	0	0	0	0	0	3	0.0
7	LW	Chris Porter	6	10:14	1	0	1	0	0	0	0	0	4	25.0
39	D	Nate Prosser	6	11:54	0	1	1	-6	0	0	0	0	2	0.0
6	D	Marco Scandella	6	19:34	1	0	1	-7	4	1	0	0	12	8.3
10	C	Jordan Schroeder	2	11:33	1	0	1	-1	0	0	0	0	2	50.0
18	LW	Ryan Carter	2	10:04	0	0	0	-1	10	0	0	0	1	0.0
27	C	Zac Dalpe	3	8:09	0	0	0	-1	0	0	0	0	0	0.0
14	RW	Justin Fontaine	4	13:21	0	0	0	-1	0	0	0	0	4	0.0
63	RW	Kurtis Gabriel	4	5:25	0	0	0	0	0	0	0	0	2	0.0
19	C	Jarret Stoll	4	9:07	0	0	0	-1	4	0	0	0	2	0.0
#	GOALTENDER	GP	GS	W	L	SA	SV	SV%	GA	GAA	SO	MIN	PIM	
40	Devan Dubnyk	6	6	2	4	163	143	0.877	20	3.34	0	359	0	



# 2016 PLAYOFF RESULTS



2016 FIRST ROUND																
#8 MINNESOTA WILD vs. #1 DALLAS STARS																
Wild loses series, 4-2 (Wild 1-2 at Xcel Energy Center, 1-2 at Dallas)																
DATE	OPP.	Scoring By Period					Shots By Period					Power Plays	Penalties/ Minutes	Game-Winning Goal	Goalie (Saves-Shots)	Attn.
		1	2	3	OT	F	1	2	3	OT	T					
G1	MIN	0	0	0	0	0	2	11	9	-	22	0-2	6-12		Dubnyk (28-31)	
4/14	DAL	0	2	2	-	4	14	8	10	-	32	1-6	2-4	Faksa (1)	Lehtonen (22-22)	*18,532
G2	MIN	0	0	1	-	1	7	11	8	-	26	1-5	6-20		Dubnyk (26-28)	
4/16	DAL	0	1	1	-	2	14	10	4	-	28	0-5	5-10	Ja. Benn (1)	Lehtonen (25-26)	*18,988
G3	DAL	2	0	1	-	3	6	4	7	-	17	0-2	3-6		Lehtonen (20-24)	
4/18	MIN	1	2	2	-	5	10	8	7	-	25	1-2	3-6	Koivu (1)	Dubnyk (14-17)	*19,038
G4	DAL	0	3	0	-	3	10	10	2	-	22	2-2	4-10	Spezza (1)	Niemi (28-30)	
4/20	MIN	0	2	0	-	2	9	7	14	-	30	0-3	3-6		Dubnyk (19-22)	*19,080
G5	MIN	2	0	2	1	5	7	10	5	2	24	0-0	3-6	Koivu (2)	Dubnyk (37-41)	
4/22	DAL	1	0	3	0	4	12	11	15	3	41	0-2	1-2		Niemi (19-24)	*18,889
G6	DAL	3	1	1	-	5	13	5	6	-	24	1-2	4-8	Goligoski (1)	Lehtonen (25-29)	
4/24	MIN	0	0	4	-	4	6	7	16	-	29	2-4	2-4		Dubnyk (19-24)	*19,310
TOTALS		1	2	3	OT	F	1	2	3	OT	T	(Percentage)	Penalties/ Minutes	Goalies (Record, Saves-Shots)		
	DAL	6	7	8	0	21	69	48	44	3	164	4-19 (21.1)	19-40	Lehtonen (3-1, 92-101); Niemi (1-1, 47-54)		
	MIN	3	4	9	1	17	41	54	59	2	156	4-16 (25.0)	23-54	Dubnyk (2-4, 143-163)		

**SERIES NOTES**

Minnesota faced the Dallas Stars for the first time in the Stanley Cup Playoffs. The meeting marked the fourth straight postseason Minnesota played the Central Division champion in the opening round. After posting a shutout win in Game 1 and extending its series lead to 2-0 after the first pair of games in Dallas, the Stars scored twice in the first 4:10 of Game 3 in Saint Paul before Minnesota earned a comeback victory. Dallas claimed a Game 4 win in Minnesota before Mikko Koivu scored an overtime goal to help Minnesota to a Game 5 victory in Dallas. The Stars opened Game 6 with four goals before Minnesota scored four times in the third period, but Alex Goligoski's marker served as the series-winner in Saint Paul. Jason Pominville led Minnesota in points and tied for the series lead in goals (4-3=7), including a three-point performance (2-1=3) in the Game 3 victory. Nino Niederreiter led the Wild in assists and ranked second on the club with six points (1-5=6) – all tallied in a four-game streak to end the series. Devan Dubnyk set the Wild franchise record for all-time playoff games and starts with his 12th contest in Game 2 before stopping a career-high 37 shots on a career-high 41 shots faced in Game 5 – becoming Minnesota's franchise record holder for most career playoff wins with his sixth victory. Jamie Benn led the series in points and assists (4-6=10) and tied for most goals alongside his teammate Jason Spezza, who ranked second in the series with nine points (4-5=9). Kari Lehtonen led Dallas with a 3-1 record in four games played, including the series-clinching Game 6 victory, while Antti Niemi posted a 1-1 record after starting Games 4 and 5.





# 2015 PLAYOFF STATISTICS

# 2015 PLAYOFF RESULTS



#	POS	PLAYER	GP	TOI/G	G	A	PTS	+/-	PIM	PPG	SHG	GWG	SOG	SH%
11	LW	Zach Parise	10	18:53	4	6	10	0	4	1	1	0	20	20.0
64	C	Mikael Granlund	10	17:50	2	4	6	2	0	0	0	1	18	11.1
29	RW	Jason Pominville	10	17:29	3	3	6	-1	0	2	0	1	33	9.1
22	RW	Nino Niederreiter	10	15:06	4	1	5	-2	10	0	0	1	19	21.1
55	D	Matt Dumba	10	16:05	2	2	4	-1	2	2	0	0	15	13.3
9	C	Mikko Koivu	10	18:13	1	3	4	-4	2	1	0	0	14	7.1
46	D	Jared Spurgeon	10	21:20	1	3	4	0	4	1	0	0	11	9.1
26	LW	Thomas Vanek	10	14:12	0	4	4	-7	2	0	0	0	19	0.0
6	D	Marco Scandella	10	20:44	2	1	3	4	0	0	0	0	17	11.8
20	D	Ryan Suter	10	26:59	0	3	3	-8	0	0	0	0	13	0.0
16	LW	Jason Zucker	10	14:11	2	1	3	-1	2	0	0	0	21	9.5
24	LW	Matt Cooke	7	11:08	0	2	2	1	4	0	0	0	8	0.0
3	C	Charlie Coyle	10	14:22	1	1	2	-3	0	0	0	0	14	7.1
14	RW	Justin Fontaine	6	10:45	1	1	2	0	2	0	0	1	4	25.0
44	RW	Chris Stewart	8	15:59	0	2	2	-3	2	0	0	0	9	0.0
56	LW	Erik Haula	2	10:59	1	0	1	1	0	0	0	0	4	25.0
23	LW	Sean Bergenheim	3	10:09	0	0	0	-2	0	0	0	0	1	0.0
25	D	Jonas Brodin	10	21:53	0	0	0	-2	0	0	0	0	3	0.0
21	C	Kyle Brodziak	10	12:30	0	0	0	-3	2	0	0	0	12	0.0
18	C	Ryan Carter	1	6:18	0	0	0	0	0	0	0	0	0	0.0
33	D	Jordan Leopold	9	12:00	0	0	0	-3	0	0	0	0	7	0.0
39	D	Nate Prosser	1	4:02	0	0	0	-1	2	0	0	0	0	0.0
10	C	Jordan Schroeder	3	11:14	0	0	0	0	0	0	0	0	5	0.0

#	GOALTENDER	GP	GS	W	L	SA	SV	SV%	GA	GAA	SO	MIN	PIM
40	Devan Dubnyk	10	10	4	6	260	236	0.908	24	2.53	1	570	0
35	Darcy Kuemper	1	0	0	0	9	9	1.000	0	0	0	23	0



## 2015 FIRST ROUND

### #6 MINNESOTA WILD vs. #2 ST. LOUIS BLUES

Wild wins series, 4-2 (Wild 2-1 at Xcel Energy Center, 2-1 at St. Louis)

DATE	OPP.	Scoring By Period					Shots By Period					Power Plays	Penalties/ Minutes	Game-Winning Goal	Goalie (Saves-Shots)	Attn.
		1	2	3	OT	F	1	2	3	OT	T					
G1	MIN	1	1	2	-	4	7	14	8	-	29	2-4	2-4	Granlund (1)	Dubnyk (19-21)	
4/16	STL	0	0	2	-	2	7	4	10	-	21	0-2	5-18		Allen (25-27)	*19,671
G2	MIN	0	0	1	-	1	7	10	8	-	25	0-1	3-6		Dubnyk (23-26)	
4/18	STL	2	0	2	-	4	9	10	8	-	27	1-3	1-2	Tarasenko(1)	Allen (24-25)	*19,243
G3	STL	0	0	0	-	0	4	6	7	-	17	0-0	4-16		Allen (21-23)	
4/20	MIN	0	2	1	-	3	9	11	4	-	24	0-3	0-0	Pominville (1)	Dubnyk (17-17)	*19,165
G4	STL	3	3	0	-	6	10	8	8	-	26	0-2	1-2	Tarasenko	Allen (17-18)	
4/22	MIN	0	1	0	-	1	4	6	8	-	18	1-1	2-4	DUBNYK (11-17); Kuemper (9-9)	Dubnyk (36-37)	*19,390
G5	MIN	1	2	1	-	4	3	13	3	-	19	1-2	3-6	Niederreiter (1)	Dubnyk (36-37)	
4/24	STL	1	0	0	-	1	12	6	19	-	37	1-2	3-6		Allen (15-19)	*19,653
G6	STL	0	1	0	-	1	4	15	12	-	31	0-2	2-4		ALLEN (11-13); Elliott (6-7)	
4/26	MIN	1	1	2	-	4	10	7	4	-	21	0-1	3-6	Fontaine (1)	Dubnyk (30-31)	*19,318

TOTALS	Scoring By Period					Shots By Period					Power Plays (Percentage)	Penalties/ Minutes	Goalies (Record, Saves-Shots)
	1	2	3	OT	F	1	2	3	OT	T			
STL	6	4	4	-	14	46	49	64	-	159	2-11 (18.2)	16-48	Allen (2-4, 113-125); Elliott (0-0, 6-7)
MIN	3	7	7	-	17	40	61	35	-	136	4-12 (33.3)	13-26	Dubnyk (4-2, 136-196); Kuemper (0-0, 9-9)

### SERIES NOTES

For the first time in franchise history, Minnesota clinched a playoff series with a home-ice victory, defeating the St. Louis Blues in Game 6 of the first-round series at Xcel Energy Center. The win also marked the first time Minnesota won a playoff series in fewer than seven games, with its three previous series-clinching victories coming on the road in a Game 7. Zach Parise led the Wild with seven points (3-4=7) in the series, while his linemates Jason Pominville (2-3=5) and Mikael Granlund (1-4=5) ranked T-2nd with five points each. Nino Niederreiter scored three goals in the series to tie Parise for the team lead and ranked fourth on the Wild with four points during the series. Niederreiter scored the winner in Game 5 to become the Wild's all-time leader in playoff GWG (3). In his first NHL postseason, Devan Dubnyk recorded a 2.32 GAA and .913 SV% while going 4-2 in the series, including a 17-save shutout in Game 3. Over the six-game series, the Wild posted a 33.3 percent success rating on the power play (4-of-12) and added one shorthanded goal (Parise). St. Louis defenseman Kevin Shattenkirk led the series with eight points (0-8=8), while Vladimir Tarasenko totaled seven points (6-1=7), including a Game 2 hat trick. Jake Allen went 2-4 for the Blues, posting a 2.20 GAA and a .904 SV%. The Wild led the Blues in both hits (149 to 134) and blocked shots (102 to 79) in the series.

## 2015 SECOND ROUND

### #6 MINNESOTA WILD vs. #4 CHICAGO BLACKHAWKS

Wild loses series, 4-0 (Wild 0-2 at Xcel Energy Center, 0-2 at Chicago)

DATE	OPP.	Scoring By Period					Shots By Period					Power Plays	Penalties/ Minutes	Game-Winning Goal	Goalie (Saves-Shots)	Attn.
		1	2	3	OT	F	1	2	3	OT	T					
G1	MIN	0	3	0	-	3	13	12	8	-	33	1-3	1-2		Dubnyk (31-35)	
5/1	CHI	3	1	0	-	4	8	12	15	-	35	0-1	3-6	Teravainen (1)	Crawford (30-33)	*21,851
G2	MIN	0	0	1	-	1	6	10	15	-	31	1-2	2-4		Dubnyk (27-30)	
5/3	CHI	0	2	2	-	4	9	12	10	-	31	0-2	2-4	Kane (1)	Crawford (30-31)	*21,934
G3	CHI	1	0	0	-	1	9	9	4	-	22	1-1	3-6		Crawford (30-30)	
5/5	MIN	0	0	0	-	0	8	12	10	-	30	0-3	1-2	Kane (2)	Dubnyk (21-22)	*19,349
G4	CHI	1	1	2	-	4	8	10	7	-	25	1-2	3-6		Crawford (34-37)	
5/7	MIN	0	1	2	-	3	8	18	11	-	37	1-3	2-4	Hossa (1)	Dubnyk (21-24)	*19,163

TOTALS	Scoring By Period					Shots By Period					Power Plays (Percentage)	Penalties/ Minutes	Goalies (Record, Saves-Shots)
	1	2	3	OT	F	1	2	3	OT	T			
CHI	5	4	4	-	13	34	43	36	-	113	2-6 (33.3)	11-22	Crawford (4-0, 124-131)
MIN	0	4	3	-	7	35	52	44	-	131	3-11 (27.3)	6-12	Dubnyk (0-4, 100-111)

### SERIES NOTES

For the first time in team history, Minnesota advanced to the second round of the Stanley Cup Playoffs in back-to-back seasons. The Blackhawks earned a series sweep en route to the 2015 Stanley Cup Championship. With three points (1-2=3) in the series, Zach Parise became the Wild's all-time playoff points leader, totaling 25 points (9-16=25) in 33 playoff games with Minnesota. Defenseman Matt Dumba, playing in his first NHL postseason, tied Parise as the Wild's leaders in points during the series (1-2=3). Devan Dubnyk posted a 2.82 GAA and .901 SV% in the series. Patrick Kane led the series in both goals and points (5-1=6), while Patrick Sharp ranked second on the Blackhawks with four points (1-3=4). Corey Crawford went 4-0 in net, posting a 1.75 GAA and a .947 SV% during the series, including a 30-save shutout in Game 3. Minnesota outit Chicago, 122-90, while each team registered 54 blocked shots in the series.



# 2014 PLAYOFF STATISTICS

#	POS	PLAYER	GP	TOI/G	G	A	PTS	+/-	PIM	PPG	SHG	GWG	SOG	SH%
11	LW	Zach Parise	13	20:28	4	10	14	-3	6	2	0	1	49	8.2
29	RW	Jason Pominville	13	18:15	2	7	9	-3	0	0	0	0	32	6.3
64	C	Mikael Granlund	13	18:01	4	3	7	3	2	0	0	1	35	11.4
56	C	Erik Haula	13	14:12	4	3	7	2	0	0	0	1	29	13.8
3	C	Charlie Coyle	13	17:50	3	4	7	-2	6	1	0	1	23	13.0
20	D	Ryan Suter	13	29:13	1	6	7	-5	4	1	0	0	29	3.4
9	C	Mikko Koivu	13	20:31	1	6	7	-4	10	0	0	0	30	3.3
46	D	Jared Spurgeon	13	24:03	3	3	6	0	2	1	0	0	22	13.6
22	RW	Nino Niederreiter	13	14:39	3	3	6	0	8	0	0	2	22	13.6
21	C	Kyle Brodziak	12	13:15	3	3	6	-2	2	0	0	0	15	20.0
15	LW	Dany Heatley	11	11:32	1	5	6	6	4	0	0	0	9	11.1
6	D	Marco Scandella	13	21:28	2	1	3	4	0	0	1	0	20	10.0
4	D	Clayton Stoner	13	12:16	1	2	3	2	26	0	0	0	13	7.7
26	LW	Matt Moulson	10	14:59	1	2	3	0	4	0	0	0	21	4.8
24	LW	Matt Cooke	6	15:59	0	3	3	1	8	0	0	0	4	0.0
14	RW	Justin Fontaine	9	11:06	1	1	2	0	2	0	0	0	13	7.7
25	D	Jonas Brodin	13	23:37	0	2	2	3	12	0	0	0	11	0.0
8	C	Cody McCormick	13	8:16	1	0	1	1	14	0	0	0	6	16.7
39	D	Nate Prosser	10	12:31	0	0	0	2	12	0	0	0	7	0.0
2	D	Keith Ballard	3	10:44	0	0	0	-2	0	0	0	0	2	0.0
19	LW	Stephane Veilleux	4	7:17	0	0	0	1	4	0	0	0	4	0.0
#	GOALTENDER	GP	GS	W	L	SA	SV	SV%	GA	GAA	SO	MIN	PIM	
37	Darcy Kuemper	6	5	3	1	127	116	0.913	11	2.03	1	325	0	
30	Ilya Bryzgalov	9	8	3	6	182	161	0.885	21	2.63	1	479	0	



# 2014 PLAYOFF RESULTS



### 2014 FIRST ROUND

#### #7 MINNESOTA WILD vs. #2 COLORADO AVALANCHE

Wild wins series, 4-3 (Wild 3-0 at Xcel Energy Center, 1-3 at Colorado)

DATE	OPP.	Scoring By Period					Shots By Period					Power Plays	Penalties/ Minutes	Game-Winning Goal	Goalie (Saves-Shots)	Attn.
		1	2	3	OT	F	1	2	3	OT	T					
G1	MIN	1	3	0	0	4	7	12	11	3	33	1-2	5-12		Bryzgalov (26-31)	
4/17	COL	1	1	2	1	5	8	6	14	3	31	0-4	5-10	Stastny (1)	Varlamov (29-33)	*18,074
G2	MIN	1	0	1	-	2	10	9	13	-	32	0-3	4-16		BRYZGALOV (11-14); KUEMPER (14-14)	
4/19	COL	1	2	1	-	4	11	9	9	-	29	1-3	4-16	Landeskog (1)	Varlamov (30-32)	*18,402
G3	COL	0	0	0	0	0	8	7	5	2	22	0-4	7-14		Varlamov (45-46)	
4/21	MIN	0	0	0	1	1	22	9	13	2	46	0-3	8-16	Granlund (1)	Kuemper (22-22)	*19,221
G4	COL	0	1	0	-	1	3	4	5	-	12	0-4	4-8		Varlamov (30-32)	
4/24	MIN	1	1	0	-	2	14	11	7	-	32	1-4	4-8	Coyle (1)	Kuemper (11-12)	*19,396
G5	MIN	0	1	2	0	3	11	9	10	2	32	0-3	4-8		Kuemper (31-35)	
4/26	COL	0	2	1	1	4	8	12	12	3	35	0-3	4-8	MacKinnon (1)	Varlamov (29-32)	*18,418
G6	COL	1	1	0	-	2	6	14	3	-	23	1-4	8-32		Varlamov (18-21)	
4/28	MIN	2	0	3	-	5	9	6	8	-	23	1-3	9-34	Parise (1)	Kuemper (21-23)	*19,314
G7	MIN	1	1	2	1	5	12	8	10	5	35	0-3	3-6		Niederreiter (1); KUEMPER (17-21); BRYZGALOV (1-1)	
4/30	COL	2	0	2	0	4	9	5	7	1	22	1-3	3-6		Varlamov (30-35)	*18,511
TOTALS		Scoring By Period					Shots By Period					Power Plays	Penalties/ Minutes	Goalenders (Record, Saves-Shots)		
	COL	5	7	6	2	20	53	57	55	9	174	3-25 (12.0)	35-94		Varlamov (3-4, 211-231)	
	MIN	6	6	8	2	22	85	64	72	12	233	3-21 (14.3)	37-92		Bryzgalov (1-2, 38-46); Kuemper (3-1, 116-127)	

**SERIES NOTES**  
 With a 5-4 overtime victory in Game 7, the Wild became the first team in NHL history to record four score-tying goals in a Game 7 (Elias Sports Bureau). Nino Niederreiter scored two goals, including the winner 5:02 into overtime, and added an assist in Game 7 – the fourth-youngest player to ever net a total three points in a Game 7. Zach Parise led the Wild with 10 points (3-7=10) against the Avalanche, a career high for points in a series. He set a playoff career high and a Wild playoff single-game record with four points (2-2=4) in Game 6. Parise also set a franchise record for fastest goal to start a playoff game, scoring 49 seconds into Game 6 and tallied the game winner. Before being held pointless in Game 7, he had a career-best six-game playoff point streak. Darcy Kuemper went 3-1 in five starts posting a 2.03 GAA and a .913 SV%. Ilya Bryzgalov went 1-2 in two starts with a 3.72 GAA and a 4.25 GAA. Bryzgalov earned the Game 7 win by stopping the only shot he faced (in overtime) in relief of Kuemper, who left the game with 8:13 left in regulation. Kuemper stopped all 22 shots in Game 3 to become the first Wild goalie to record a playoff shutout. Mikael Granlund earned his first career playoff point by scoring the overtime winner in Game 3, becoming only the fifth NHL player in the last 75 years to score his first career playoff goal in a 1-0 overtime game. Nathan MacKinnon (2-8=10) and Paul Stastny (5-5=10) led the Avalanche in scoring with 10 points each. Semyon Varlamov posted a 2.78 GAA and a .913 SV% in seven starts. The Wild outshot the Avalanche 233-174 and outhit Colorado 194-188 in the series.

### 2014 SECOND ROUND

#### #7 MINNESOTA WILD vs. #5 CHICAGO BLACKHAWKS

Wild loses series, 4-2 (Wild 2-1 at Xcel Energy Center, 0-3 at Chicago)

DATE	OPP.	Scoring By Period					Shots By Period					Power Plays	Penalties/ Minutes	Game-Winning Goal	Goalie (Saves-Shots)	Attn.
		1	2	3	OT	F	1	2	3	OT	T					
G1	MIN	0	0	2	-	2	8	17	7	-	32	0-3	3-8		Bryzgalov (17-21)	
5/2	CHI	1	1	3	-	5	13	3	6	-	22	2-4	3-6	Kane (2)	Crawford (30-32)	*22,116
G2	MIN	0	0	1	-	1	2	13	4	-	19	0-1	2-4		Bryzgalov (18-21)	
5/4	CHI	1	1	2	-	4	7	8	7	-	22	0-2	1-2	Saad (1)	Crawford (18-19)	*22,018
G3	CHI	0	0	0	-	0	7	8	4	-	19	0-2	4-8		Crawford (14-17)	
5/6	MIN	0	0	4	-	4	5	5	8	-	18	1-4	2-4	Haula (1)	Bryzgalov (19-19)	*19,416
G4	CHI	1	1	0	-	2	4	9	7	-	20	0-2	5-10		Crawford (27-31)	
5/9	MIN	1	2	1	-	4	7	18	6	-	31	1-5	2-4	Niederreiter (2)	Bryzgalov (18-20)	*19,405
G5	MIN	1	0	0	-	1	8	6	14	-	28	0-1	2-4		Bryzgalov (26-28)	
5/11	CHI	0	1	1	-	2	6	15	7	-	28	1-2	1-2	Toews (4)	Crawford (27-28)	*22,016
G6	CHI	1	0	0	1	2	8	8	6	5	27	0-1	3-6		Crawford (34-35)	
5/13	MIN	0	1	0	0	1	9	14	7	5	35	0-3	1-2		Bryzgalov (25-27)	*19,396
TOTALS		Scoring By Period					Shots By Period					Power Plays	Penalties/ Minutes	Goalenders (Record, Saves-Shots)		
	CHI	4	4	6	1	15	45	51	37	5	138	3-13 (23.1)	17-34		Crawford (4-2, 150-162)	
	MIN	2	3	8	0	13	39	73	46	5	163	2-17 (11.8)	12-26		Bryzgalov (2-4, 123-136)	

**SERIES NOTES**  
 Minnesota advanced to the second round of the Stanley Cup Playoffs for the first time since 2003, but for the second straight year the team's season ended with a loss to the Blackhawks in the playoffs when Patrick Kane scored at 9:42 of overtime in Game 6. The loss was the first at home during the 2014 playoffs for the Wild. Erik Haula led Minnesota with three goals and five points against Chicago. Mikael Granlund registered two goals for the Wild. Ilya Bryzgalov posted a 2.13 GAA, a .904 SV%, and one shutout in six starts. Marian Hossa led the Blackhawks in scoring with nine points (1-8=9). Bryan Bickell recorded a team-best four goals and ranked second in scoring with six points (4-2=6). Corey Crawford registered a 1.97 GAA and a .926 SV% in six starts. Minnesota set a franchise record with 48 hits in Game 5 at Chicago and outhit the Blackhawks 181-105 in the series.



# 2013 PLAYOFF STATISTICS

#	POS	PLAYER	GP	TOI/G	G	A	PTS	+/-	PIM	PPG	SHG	GWG	SOG	SH%
7	C	Matt Cullen	5	19:07	0	3	3	1	2	0	0	0	8	0.0
16	LW	Jason Zucker	5	13:29	1	1	2	1	0	0	0	1	11	9.1
22	RW	Cal Clutterbuck	5	15:51	1	1	2	0	4	0	0	0	11	9.1
96	RW	Pierre-Marc Bouchard	5	14:36	1	1	2	2	0	0	0	0	10	10
6	D	Marco Scandella	5	18:01	1	1	2	-1	0	0	0	0	6	16.7
21	C	Kyle Brodziak	5	20:40	0	2	2	0	4	0	0	0	9	0.0
63	C	Charlie Coyle	5	18:09	0	2	2	-4	2	0	0	0	11	0.0
17	C	Torrey Mitchell	5	11:24	1	0	1	-4	0	0	0	0	8	12.5
10	RW	Devin Setoguchi	5	16:04	1	0	1	-2	0	0	0	0	12	8.3
11	LW	Zach Parise	5	21:23	1	0	1	-7	2	0	0	0	17	5.9
4	D	Clayton Stoner	1	8:18	0	1	1	1	0	0	0	0	0	0.0
9	C	Mikko Koivu	5	20:30	0	0	0	-6	8	0	0	0	11	0.0
29	RW	Jason Pominville	2	13:32	0	0	0	-1	0	0	0	0	4	0.0
19	LW	Stephane Veilleux	2	7:31	0	0	0	0	0	0	0	0	1	0.0
25	D	Jonas Brodin	5	26:23	0	0	0	-3	0	0	0	0	3	0.0
28	C	Zenon Konopka	2	9:52	0	0	0	-2	0	0	0	0	2	0.0
77	D	Tom Gilbert	5	16:16	0	0	0	-2	2	0	0	0	0	0.0
44	D	Justin Falk	4	11:33	0	0	0	-3	2	0	0	0	0	0.0
20	D	Ryan Suter	5	31:37	0	0	0	-5	4	0	0	0	5	0.0
27	C	Mike Rupp	4	6:38	0	0	0	-3	12	0	0	0	2	0.0
46	D	Jared Spurgeon	5	21:15	0	0	0	-3	2	0	0	0	8	0.0
#	GOALTENDER	GP	GS	W	L	SA	SV	SV%	GA	GAA	SO	MIN	PIM	
37	Josh Harding	5	5	1	4	135	123	0.911	12	2.94	0	245	0	
35	Darcy Kuemper	2	0	0	0	33	29	0.879	4	3.29	0	73	0	



# 2013 PLAYOFF RESULTS



2013 FIRST ROUND																
#8 MINNESOTA WILD vs. #1 CHICAGO BLACKHAWKS																
Wild loses series 4-1 (Wild 1-1 at Xcel Energy Center, 0-3 at Chicago)																
DATE	OPP.	Scoring By Period					Shots By Period					Power Plays	Penalties/ Minutes	Game-Winning Goal	Goalie (Saves-Shots)	Attn.
		1	2	3	OT	F	1	2	3	OT	T					
G1	MIN	1	0	0	0	1	6	7	7	7	27	0-4	3-6		Harding (35-37)	
4/30	CHI	0	1	0	1	2	6	10	12	9	37	1-3	4-8	Bickell	Crawford (26-27)	*21,428
G2	MIN	0	1	1	-	2	7	15	6	-	28	0-2	5-10		Harding (43-47)	
5/3	CHI	1	1	3	-	5	17	14	17	-	48	0-4	3-6	Sharp	Crawford (26-28)	*22,012
G3	CHI	1	0	1	0	2	9	8	8	2	27	0-2	4-8		Crawford (34-37)	
5/5	MIN	1	0	1	1	3	15	14	7	1	37	0-3	3-6	Zucker (1)	Harding (25-27)	*19,238
G4	CHI	1	1	1	-	3	6	11	7	-	24	0-2	6-12	Sharp	Crawford (25-25)	
5/7	MIN	0	0	0	-	0	7	6	12	-	25	0-6	2-4		HARDING (5-6); Kuemper (16-18)	*19,378
G5	MIN	0	1	0	-	1	10	8	4	-	22	0-2	5-18		HARDING (15-18); Kuemper (13-15)	
5/9	CHI	1	3	1	-	5	10	13	10	-	33	1-2	3-6	Sharp	Crawford (21-22)	*21,597
TOTALS		1	2	3	OT	F	1	2	3	OT	T	Power Plays (Percentage)	Penalties/ Minutes	Goalies (Record, Saves-Shots)		
	CHI	4	6	6	1	17	48	56	54	11	169	2-13 (15.4)	20-40	Crawford (4-1, 132-139)		
	MIN	2	2	2	1	7	45	50	36	8	139	0-17 (0.0)	18-44	Harding (1-4, 123-135); Kuemper (0-0, 29-33)		

### SERIES NOTES

The Wild fell to Chicago in five games in the First Round series. It was the fourth all-time postseason appearance for Minnesota. Matt Cullen led the Wild in points (0-3=3), while seven different Wild players scored one goal. After Niklas Backstrom was hurt in warm-ups of Game 1, Josh Harding started all five games. Patrick Sharp had three GWG in the series for Chicago. Jason Zucker became the first Wild rookie to record an overtime goal in the playoffs, scoring in Game 3 at Xcel Energy Center. Chicago went on to win the Stanley Cup.





# 2008 PLAYOFF STATISTICS

# 2008 PLAYOFF RESULTS



#	POS	PLAYER	GP	TOI/G	G	A	PTS	+/-	PIM	PPG	SHG	GWG	SOG	SH%
12	LW	Brian Rolston	6	22:26	2	4	6	4	8	0	1	0	31	6.5
9	C	Mikko Koivu	6	21:56	4	1	5	0	4	0	1	0	20	20.0
96	RW	Pierre-Marc Bouchard	6	17:46	2	2	4	1	2	1	0	1	18	11.1
38	RW	Pavol Demitra	6	21:08	1	2	3	0	2	1	0	0	15	6.7
17	LW	Todd Fedoruk	6	13:37	1	1	2	-2	16	1	0	0	5	20.0
3	D	Keith Carney	6	15:12	1	1	2	2	0	0	0	1	2	50.0
8	D	Brent Burns	6	27:34	0	2	2	0	6	0	0	0	17	0.0
34	LW	Aaron Voros	5	10:39	1	0	1	-1	16	0	0	0	10	10.0
5	D	Kim Johnsson	6	28:08	0	1	1	-1	18	0	0	0	12	0.0
15	C	James Sheppard	6	10:36	0	1	1	-1	4	0	0	0	4	0.0
10	RW	Marian Gaborik	6	21:51	0	1	1	-3	4	0	0	0	25	0.0
33	D	Petteri Nummelin	4	16:16	0	1	1	-1	0	0	0	0	10	0.0
19	LW	Stephane Veilleux	6	15:42	0	0	0	-2	27	0	0	0	13	0.0
24	LW	Derek Boogaard	6	4:48	0	0	0	-1	24	0	0	0	0	0.0
41	D	Martin Skoula	6	26:40	0	0	0	-1	0	0	0	0	3	0.0
25	C	Eric Belanger	6	18:34	0	0	0	-1	4	0	0	0	9	0.0
6	D	Sean Hill	5	10:53	0	0	0	-2	4	0	0	0	1	0.0
92	RW	Branko Radivojevic	2	14:35	0	0	0	0	0	0	0	0	2	0.0
11	LW	Chris Simon	2	6:54	0	0	0	-1	0	0	0	0	0	0.0
2	D	Erik Reitz	2	6:17	0	0	0	-1	0	0	0	0	0	0.0
55	D	Nick Schultz	1	16:11	0	0	0	0	0	0	0	0	0	0.0
21	RW	Mark Parrish	1	5:04	0	0	0	0	0	0	0	0	1	0.0
67	LW	Benoit Pouliot	1	10:16	0	0	0	1	0	0	0	0	2	0.0
83	RW	Matt Foy	1	6:49	0	0	0	0	0	0	0	0	0	0.0

#	GOALTENDER	GP	GS	W	L	SA	SV	SV%	GA	GAA	SO	MIN	PIM
32	Niklas Backstrom	6	6	2	4	170	153	.900	17	2.83	0	361	0
29	Josh Harding	1	0	0	0	11	11	1.00	0	0.00	0	20	0

## 2008 FIRST ROUND

### #3 MINNESOTA WILD vs. #6 COLORADO AVALANCHE

Wild loses series 4-2 (Wild 1-2 at Xcel Energy Center, 1-2 at Colorado)

DATE	OPP.	Scoring By Period					Shots By Period					Power Plays	Penalties/Minutes	Game-Winning Goal	Goalie (Saves-Shots)	Attn.
		1	2	3	OT	F	1	2	3	OT	T					
G1	COL	0	2	0	1	3	2	5	12	3	22	1-1	6-12	Sakic	Theodore (28-30)	
4/9	MIN	0	0	2	0	2	11	9	8	2	30	1-5	2-4		Backstrom (19-22) *19,352	
G2	COL	1	0	1	0	2	8	8	10	0	26	1-4	4-8		Theodore (28-31)	
4/11	MIN	0	0	2	1	3	7	7	16	1	31	1-3	5-10	Carney (1)	Backstrom (24-26) *19,360	
G3	MIN	0	0	2	1	3	9	14	4	12	39	0-4	7-14	Bouchard (1)	Backstrom (44-46)	
4/14	COL	1	0	1	0	2	12	17	10	7	46	0-6	5-10		Theodore (36-39) *18,007	
G4	MIN	0	0	1	-	1	7	7	11	-	25	0-5	25-101		BACKSTROM (24-29); Harding (11-11)	
4/15	COL	3	2	0	-	5	18	11	11	-	40	2-13	12-43	Wolski	Theodore (24-25) *18,007	
G5	COL	1	0	2	-	3	6	8	3	-	17	2-3	3-6	Stastny	Theodore (38-40)	
4/17	MIN	1	0	1	-	2	17	15	8	-	40	1-3	3-6		Backstrom (14-17) *19,364	
G6	MIN	0	1	0	-	1	11	15	9	-	35	0-1	3-6		Backstrom (28-30)	
4/19	COL	1	1	0	-	2	11	8	11	-	30	0-3	1-2	Smyth	Theodore (34-35) *18,007	

TOTALS	OPP.	Scoring By Period					Shots By Period					Power Plays (Percentage)	Penalties/Minutes	Goalies (Record, Saves-Shots)
		1	2	3	OT	F	1	2	3	OT	T			
COL		7	5	4	1	17	57	57	57	10	181	6-30 (20.0)	31-81	Theodore (4-2, 188-200)
MIN		1	1	8	2	12	62	67	56	15	200	3-21 (14.3)	45-141	Backstrom (2-4, 153-170); Harding (0-0, 11-11)

### SERIES NOTES

The Wild fell in six games to the Colorado Avalanche in the First Round series. It was the third all-time postseason appearance for Minnesota. Brian Rolston led the team in points (2-4=6) and assists. Mikko Koivu led the team in goals with four and tied a franchise record by scoring in four consecutive games to start the series (4/9-4/15). Niklas Backstrom started all six games for the Wild and went 2-4 with a 2.82 GAA and a .900 SV%. For Colorado, Jose Theodore stopped 188-of-200 shots faced (.940 SV%), a franchise record for saves by an opposing goaltender in a series besting Patrick Roy's mark in 2003 of 161 saves. Joe Sakic led the Avalanche with six points (2-4=6) against the Wild. Andrew Brunette's three goals led Colorado and Sakic and Peter Forsberg both notched four assists to lead the Avs. The first three games of the series went to overtime, continuing a streak from 2003 that saw the final two games of First Round between these two teams go to overtime. All five games had 3-2 final scores. The Wild set playoff franchise records with 101 PIM, 25 penalties taken and 13 short-handed opportunities in a 5-1 loss in Game 4 at the Pepsi Center. The Wild lost Game 5 despite setting a franchise record for shots in a period with 17 in the first stanza and totaling 40 shots overall (which tied a franchise record). In Game 6, Aaron Voros tallied his first career playoff goal to tie the score in the second period but the Avs won 2-1 to take the series.





# 2007 PLAYOFF STATISTICS

#	POS	PLAYER	GP	TOI/G	G	A	PTS	+/-	PIM	PPG	SHG	GWG	SOG	SH%
10	RW	Marian Gaborik	5	19:31	3	1	4	3	8	1	1	1	18	16.7
38	C	Pavol Demitra	5	19:47	1	3	4	-1	0	0	0	0	9	11.1
96	RW	Pierre-Marc Bouchard	5	14:48	1	1	2	-3	0	0	0	0	2	50.0
12	C	Brian Rolston	5	20:25	1	1	2	-2	4	0	0	0	23	4.3
33	D	Petteri Nummelin	3	19:59	1	1	2	1	0	1	0	0	5	20.0
26	D	Kurtis Foster	3	18:38	0	2	2	0	0	0	0	0	5	0.0
21	RW	Mark Parrish	5	15:46	1	0	1	2	0	0	0	0	13	7.7
9	C	Mikko Koivu	5	17:43	1	0	1	-1	4	0	0	0	8	12.5
55	D	Nick Schultz	5	18:05	0	1	1	-3	0	0	0	0	4	0.0
37	C	Wes Walz	5	11:50	0	1	1	1	4	0	0	0	9	0.0
8	D	Brent Burns	5	18:59	0	1	1	1	14	0	0	0	12	0.0
24	LW	Derek Boogaard	5	5:59	0	1	1	0	20	0	0	0	1	0.0
41	D	Martin Skoula	5	19:02	0	0	0	2	4	0	0	0	5	0.0
19	LW	Stephane Veilleux	5	12:39	0	0	0	0	4	0	0	0	6	0.0
3	D	Keith Carney	5	13:57	0	0	0	1	4	0	0	0	1	0.0
92	LW	Branko Radivojevic	5	14:14	0	0	0	-1	2	0	0	0	9	0.0
28	C	Todd White	4	14:18	0	0	0	-1	0	0	0	0	6	0.0
17	C	Wyatt Smith	4	11:01	0	0	0	0	0	0	0	0	2	0.0
5	D	Kim Johnsson	4	23:06	0	0	0	-1	2	0	0	0	4	0.0
18	RW	Adam Hall	3	10:06	0	0	0	0	7	0	0	0	2	0.0
#	GOALTENDER	GP	GS	W	L	SA	SV	SV%	GA	GAA	SO	A	MIN	PIM
32	Niklas Backstrom	5	5	1	4	145	134	.924	11	2.22	0	1	296:39	2



# 2007 PLAYOFF RESULTS



2007 FIRST ROUND																
#7 MINNESOTA WILD vs. #2 ANAHEIM DUCKS																
Wild loses series, 4-1 (Wild 1-1 at Xcel Energy Center, 0-3 at Anaheim)																
DATE	OPP.	Scoring By Period					Shots By Period					Power Plays	Penalties/Minutes	Game-Winning Goal	Goalie (Saves-Shots)	Attn.
		1	2	3	OT	F	1	2	3	OT	T					
G1	MIN	0	1	0	-	1	11	8	6	-	25	0-4	4-8		Backstrom (32-34)	
4/11	ANA	0	1	1	-	2	13	9	12	-	34	0-3	5-10	Penner	Bryzgalov (24-25)	*17,180
G2	MIN	0	1	1	-	2	9	10	13	-	32	0-6	9-29		Backstrom (22-25)	
4/13	ANA	1	2	0	-	3	11	8	6	-	25	2-4	11-33	Getzlaf	Bryzgalov (30-32)	*17,324
G3	ANA	1	0	1	-	2	7	6	6	-	19	1-4	7-14	R. Niedermayer	Bryzgalov (19-20)	
4/15	MIN	0	0	1	-	1	6	8	6	-	20	1-5	6-12		Backstrom (17-19)	*19,224
G4	ANA	0	1	0	-	1	9	11	9	-	29	1-4	9-48		BRYZGALOV (32-36); Giguere (4-4)	
4/17	MIN	0	1	3	-	4	14	11	15	-	40	1-7	4-14	Gaborik (1)	Backstrom (28-29)	*19,174
G5	MIN	0	1	0	-	1	6	11	10	-	27	0-5	5-10		Backstrom (35-38)	
4/19	ANA	1	1	2	-	4	11	22	6	-	39	1-4	6-12	Getzlaf	Giguere (26-27)	*17,318
TOTALS		1	2	3	OT	F	1	2	3	OT	T	(Percentage)	Minutes		(Record, Saves-Shots)	
	ANA	3	5	4	-	12	51	56	39	-	146	5-19 (26.3)	38-117		Bryzgalov (3-1, 105-113); Giguere (1-0, 30-31)	
	MIN	0	4	5	-	9	46	48	50	-	144	2-27 (7.4)	28-73		Backstrom (1-4, 134-145)	

## SERIES NOTES

The Wild fell in five games to the Anaheim Ducks in the First Round series. It was the second all-time postseason appearance for Minnesota. Wild goaltender Niklas Backstrom went 1-4 in his first Stanley Cup Playoffs, posting a 2.22 GAA and a .924 SV%. Marian Gaborik and Pavol Demitra each paced the Wild with four points apiece. Gaborik also led the Wild with three postseason goals, while Demitra was the team-leader with three playoff assists. Ilya Bryzgalov went 3-1 in the first four games of the series, stopping 105 of the 113 shots he faced (.929). J.S. Giguere went 1-0 and stopped 30 of the 31 shots he faced in two appearances. The Ducks won the first three games of the series, extending their postseason winning streak against the Wild to seven games before Minnesota claimed a 4-1 win in Game 4. The Wild victory improved Minnesota's record in playoff elimination games to 7-1. The Wild's season ended with a loss in Game 5 at Anaheim. Gaborik scored a short-handed goal in the first to knot the game at one before Anaheim scored three unanswered goals, including an empty-netter, to give them a 4-1 victory in the game and the series.





# 2003 PLAYOFF STATISTICS

#	POS	PLAYER	GP	TOI/G	G	A	PTS	+/-	PIM	PPG	SHG	GWG	SOG	SH%
10	RW	Marian Gaborik	18	18:09	9	8	17	2	6	4	0	0	52	17.3
37	C	Wes Walz	18	17:19	7	6	13	5	14	0	2	2	29	24.1
15	LW	Andrew Brunette	18	15:01	7	6	13	-3	4	4	0	1	33	21.2
33	RW	Sergei Zholtok	18	15:39	2	11	13	-7	0	1	0	0	34	5.9
7	C	Cliff Ronning	17	16:35	2	7	9	-3	4	1	0	0	37	5.4
11	LW	Pascal Dupuis	16	16:53	4	4	8	0	8	2	0	1	36	11.1
17	D	Filip Kuba	18	26:39	3	5	8	-8	24	3	0	0	21	14.3
18	RW	Richard Park	18	17:00	3	3	6	-2	4	0	0	1	26	11.5
14	C	Darby Hendrickson	17	16:57	2	3	5	1	4	0	0	1	22	9.1
28	LW	Jeremy Stevenson	14	12:24	0	5	5	0	12	0	0	0	17	0.0
24	LW	Antti Laaksonen	16	16:34	1	3	4	-3	4	0	0	0	25	4.0
2	D	Willie Mitchell	18	24:46	1	3	4	5	14	0	0	0	18	5.6
23	RW	Jason Marshall	15	10:50	1	1	2	-1	16	0	0	1	12	8.3
77	D	Lubomir Sekeras	15	16:53	1	1	2	-2	6	1	0	1	13	7.7
34	C	Jim Dowd	15	12:58	0	2	2	-1	0	0	0	0	24	0.0
96	C	Pierre-Marc Bouchard	5	13:15	0	1	1	-1	2	0	0	0	8	0.0
20	D	Andrei Yuzin	18	23:05	0	1	1	-3	14	0	0	0	30	0.0
55	D	Nick Schultz	18	19:37	0	1	1	5	10	0	0	0	5	0.0
5	D	Brad Bombardir	4	14:52	0	0	0	-1	0	0	0	0	1	0.0
16	RW	Bill Muckalt	5	11:17	0	0	0	-3	0	0	0	0	4	0.0
4	D	Brad Brown	11	8:16	0	0	0	-1	16	0	0	0	0	0.0
12	LW	Matt Johnson	12	6:36	0	0	0	0	25	0	0	0	2	0.0
#	GOALTENDER	GP	W	L	SA	GA	GAA	SV	SV%	SO	A	PIM	MIN	
35	Manny Fernandez	9	3	4	253	18	1.96	235	.929	0	0	0	552	
30	Dwayne Roloson	11	5	6	257	25	2.59	232	.903	0	0	4	579	



# 2003 PLAYOFF RESULTS



### 2003 FIRST ROUND

#### #6 MINNESOTA WILD vs. #3 COLORADO AVALANCHE

Wild wins series, 4-3 (Wild 1-2 at Xcel Energy Center, 3-1 at Colorado)

DATE	OPP.	Scoring By Period	Shots By Period	Power Plays	Penalties/Minutes	Game-Winning Goal	Goalie (Saves-Shots)	Attn.
		1 2 3 OT F	1 2 3 OT T	(Percentage)	Minutes		(Record, Saves-Shots)	
G1	MIN	0 3 1 - 4	3 14 10 - 27	2-3	3/6	Walz (1)	Roloson (39-41)	
4/10	COL	0 1 1 - 2	18 14 9 - 41	0-3	3/6		Roy (23-27)	*18,007
G2	MIN	1 0 1 - 2	4 12 10 - 26	1-5	9/18		Roloson (25-28)	
4/12	COL	2 0 1 - 3	13 10 5 - 28	1-6	7/14	Willisie	Roy (24-26)	*18,007
G3	COL	1 1 1 - 3	8 5 5 - 18	1-4	8/16	Tanguay	Roy (18-18)	
4/14	MIN	0 0 0 - 0	7 8 3 - 18	0-6	6/12		Roloson (15-18)	*19,354
G4	COL	2 0 1 - 3	7 6 8 - 21	1-3	3/6	Sakic	Roy (25-25)	
4/16	MIN	0 0 1 - 1	10 5 10 - 25	1-3	3/6	ROLOSON (2-4); Fernandez (16-17)		*19,350
G5	MIN	1 2 0 - 3	7 14 7 - 28	1-6	6/12	Dupuis (1)	Fernandez (26-28)	
4/19	COL	0 0 2 - 2	8 5 15 - 28	0-6	6/12		Roy (25-28)	*18,007
G6	COL	0 0 2 0 2	9 4 11 0 24	0-1	2/4		Roy (20-23)	
4/21	MIN	0 0 2 1 3	7 8 4 4 23	0-2	1/2	Park (1)	Fernandez (22-24)	*19,350
G7	MIN	0 1 1 1 3	8 6 14 2 30	2-4	4/8	Brunette (1)	Fernandez (43-45)	
4/22	COL	0 1 1 0 2	12 17 10 6 45	1-3	5/10		Roy (27-30)	*18,007
TOTALS		1 2 3 OT F	1 2 3 OT T	(Percentage)	Minutes		(Record, Saves-Shots)	
	COL	5 3 9 0 17	75 61 63 6 205	4-27	34-68		Roy (3-4, 161-177)	
	MIN	2 6 6 2 16	46 67 58 6 177	7-29	32-64	Roloson (1-3, 81-91); Fernandez (3-0, 107-114)		

### SERIES NOTES

The Minnesota Wild, in its first-ever playoff series, made NHL history. The club became only the eighth team in NHL history to win the first playoff series it completed in. Minnesota also became only the eighth NHL team to come back from a 3-1 deficit and win Games 5 and 7 on the road. Andrew Brunette scored the series-clinching goal, beating Patrick Roy, at 3:25 of overtime in Game 7 at Pepsi Center. Manny Fernandez started and won the final three games of the series. Overall, the netminder was 3-0 and stopped 107-of-114 shots faced in four games played. Brunette (3-3=6), Marian Gaborik (4-2=6) and Sergei Zholtok (0-6=6) finished tied for the team lead in scoring with six points in seven games versus Colorado. The Wild earned a victory in the franchise's first-ever playoff game with a 4-2 win over Colorado in Game 1 at Pepsi Center. Filip Kuba scored the club's first playoff goal and Dwayne Roloson earned the first playoff win in net. The Avalanche rebounded to win the following three games, including two in Saint Paul, and took a commanding 3-1 series advantage. In the first playoff game at Xcel Energy Center, Minnesota fell to Colorado, 3-0. Roy posted his NHL playoff-record 23rd shutout in the win. Facing elimination on the road in Game 5, the Wild raced to a 3-0 second period lead and forced Game 6 back in Minnesota with a 3-2 victory. The Wild earned its first home playoff win and first overtime playoff victory, 3-2, in Game 6 at Xcel Energy Center. Richard Park scored the game-winning goal at 4:22 of the extra session. The tally was his second of the game, marking the franchise's first-ever two-goal playoff game and set the stage for Minnesota's historic Game 7 victory.

### 2003 SECOND ROUND

#### #6 MINNESOTA WILD vs. #4 VANCOUVER CANUCKS

Wild wins series, 4-3 (Wild 1-2 at Xcel Energy Center, 3-1 at Vancouver)

DATE	OPP.	Scoring By Period	Shots By Period	Power Plays	Penalties/Minutes	Game-Winning Goal	Goalie (Saves-Shots)	Attn.
		1 2 3 OT F	1 2 3 OT T	(Percentage)	Minutes		(Record, Saves-Shots)	
G1	MIN	1 0 2 0 3	5 5 10 1 21	1-2	5-10	Fernandez (35-39)		
4/25	VAN	0 1 2 1 4	7 16 12 4 39	1-4	3-6	Klatt	Cloutier (18-21)	*18,514
G2	MIN	0 1 2 - 3	8 7 3 - 18	0-3	9-42	Walz (2)	Roloson (29-31)	
4/27	VAN	0 1 1 - 2	8 11 12 - 31	0-3	8-32		Cloutier (15-18)	*18,514
G3	VAN	1 2 0 - 3	3 7 3 - 13	3-6	9-21	D. Sedin	Cloutier (16-18)	
4/29	MIN	1 1 0 - 2	5 8 5 - 18	2-7	8-19		Roloson (15-18)	*19,394
G4	VAN	0 0 2 1 3	11 6 9 4 30	1-6	5-10	Sopel	Cloutier (25-27)	
5/2	MIN	1 0 1 0 2	9 8 6 4 27	0-4	7-14		Fernandez (27-30)	*19,386
G5	MIN	1 5 1 - 7	9 12 5 - 26	1-5	6-12	Marshall (1)	Roloson (25-27)	
5/5	VAN	1 1 0 - 2	9 6 12 - 27	0-3	8-16	CLOUTIER (15-21); Auld (4-5)		*18,514
G6	VAN	0 0 1 - 1	12 7 12 - 31	1-4	8-16		Cloutier (18-23)	
5/7	MIN	0 2 3 - 5	4 12 7 - 23	3-5	7-14	Sekeras (1)	Roloson (30-31)	*19,350
G7	MIN	0 1 3 - 4	6 4 6 - 16	1-2	0-0	Hendrickson (1)	Roloson (24-26)	
5/8	VAN	0 2 0 - 2	12 7 7 - 26	0-0	2-4		Cloutier (12-16)	*18,514
TOTALS		1 2 3 OT F	1 2 3 OT T	(Percentage)	Minutes		(Record, Saves-Shots)	
	VAN	2 7 6 2 17	62 60 67 8 197	6-26 (23.1)	43-105	Cloutier (3-4, 119-144); Auld (0-0, 4-5)		
	MIN	4 10 12 0 26	46 56 42 5 149	8-28 (28.6)	42-111	Fernandez (0-2, 62-69); Roloson (4-1, 123-130)		



# 2003 PLAYOFF RESULTS

# ALL-TIME PLAYOFF OVERTIME RESULTS



## SERIES NOTES

For the second straight series, the Minnesota Wild overcame a 3-games-to-1 deficit, this time defeating the Vancouver Canucks in a Second Round series, 4-3. The Wild became the first team in NHL history to come back from a 3-1 deficit twice in the same postseason and also became only the second club ever to win two Game 7's on the road in the same playoff year. The win also raised the team's record to 6-0 in its first six "elimination games." Minnesota outscored the Canucks 16-5 over the final three games of the series. Marian Gaborik led all scorers with five goals and 11 points (5-6=11) in seven games. Wes Walz tied for the team lead in goals with five and finished the seven-game series with nine points (5-4=9). Dwayne Roloson won Games 5, 6 and 7 and finished the series with a 4-1 record and only seven goals allowed in 130 shots faced. Minnesota battled back from a 2-0 second period hole to earn a 4-2 win over Vancouver in Game 7 at GM Place. Darby Hendrickson scored the game-winning goal with just under six minutes to play as the Wild earned its first-ever trip to the Western Conference Final. The two teams split the first two games of the series at GM Place with the Canucks winning Game 1, 4-3 in overtime, and the Wild capturing Game 2, 3-2. Vancouver seized control of the series with two road wins at Xcel Energy Center, including a 3-2 overtime victory in Game 4. Minnesota staved off elimination thanks to five second-period goals and a 7-2 road win in Game 5. The Wild scored five more goals in a 5-1 Game 6 victory at Xcel Energy Center. Gaborik posted his third consecutive multi-point game (0-2=2) and Andrew Brunette scored a pair of goals to set up another historic Game 7 showdown.

**2003 WESTERN CONFERENCE FINAL**  
**#6 MINNESOTA WILD vs. #7 MIGHTY DUCKS OF ANAHEIM**  
**Wild loses series, 4-0 (Wild 0-2 at Xcel Energy Center, 0-2 at Anaheim)**

DATE	OPP.	Scoring By Period					Shots By Period					Power Plays	Penalties/Minutes	Game-Winning Goal	Goalie (Saves-Shots)	Attn.
		1	2	3	OT	F	1	2	3	OT	T					
G1	ANA	0	0	0	1	1	6	7	4	8/1	26	0-1	5/10	Sykora	Giguere (39-39)	
5/10	MIN	0	0	0	0	0	8	11	10	7/3	39	0-5	1/2		Fernandez (25-26)	*19,350
G2	ANA	0	1	1	-	2	7	10	5	-	22	0-3	3/6	Sauer	Giguere (24-24)	
5/12	MIN	0	0	0	-	0	9	6	9	-	24	0-3	3/6		Roloson (20-22)	*19,344
G3	MIN	0	0	0	-	0	16	7	12	-	35	0-4	5/10		ROLOSON (13-16); Fernandez (15-16)	
5/14	ANA	1	3	0	-	4	11	12	9	-	32	0-4	5/10	Rucchin	Giguere (35-35)	*17,174
G4	MIN	1	0	0	-	1	8	10	7	-	25	1-4	5/10		Fernandez (26-28)	
5/16	ANA	1	1	0	-	2	9	13	6	-	28	2-3	6/12	Oates	Giguere (24-25)	*17,174
<b>TOTALS</b>		<b>1</b>	<b>2</b>	<b>3</b>	<b>OT</b>	<b>F</b>	<b>1</b>	<b>2</b>	<b>3</b>	<b>OT</b>	<b>T</b>	<b>(Percentage)</b>	<b>Minutes</b>		<b>(Record, Saves-Shots)</b>	
	ANA	2	5	1	1	9	33	42	24	8/1	108	2-11 (18.2)	19-38		Giguere (4-0, 122-123)	
	MIN	1	0	0	0	1	39	34	38	7/3	123	1-16 (6.3)	14-28	Fernandez (0-2, 66-70); Roloson (0-2, 33-38)		

## SERIES NOTES

The Wild fell in four games to the Mighty Ducks of Anaheim during the club's first-ever appearance in the Western Conference Final. Ducks goaltender J.S. Giguere posted a 4-0 mark in the series, turned aside 122-of-123 shots faced and recorded a 212:43 shutout streak. Minnesota's season came to an end with a 2-1 defeat in Game 4 at Arrowhead Pond of Anaheim. Andrew Brunette netted the Wild's lone goal of the series and staked the team to a 1-0 advantage in its seventh "elimination game" of the post season. The Ducks answered with a pair of goals from Adam Oates to clinch the Western Conference crown. The Wild lost its home-ice advantage in the series when it dropped Game 1 at Xcel Energy Center, 1-0, in double overtime. The game marked the franchise's first-ever, double-overtime Stanley Cup Playoff game. Minnesota was shutout in back-to-back games for the first time in its playoff history when it dropped Game 2 to Anaheim, 2-0, in Saint Paul. Both Mighty Ducks goals were shorthanded and Giguere ran his playoff scoreless streak to 148:06 with the win. The Wild fell behind 3-0 in the series when it lost Game 3 in Anaheim, 4-0.

Date	Opponent	Game/Series	Score	Goal Scorer	Time/OT	Series Winner
4/21/03	vs. Colorado	6/Con. Qrt	3-2	Richard Park	4:22/OT	Minnesota (4-3)
4/22/03	@ Colorado	7/Con. Qrt	3-2	Andrew Brunette	3:25/OT	Minnesota (4-3)
4/25/03	@ Vancouver	1/Con. Semi	3-4	Trent Klatt	3:42/OT	Minnesota (4-3)
5/02/03	vs. Vancouver	4/Con. Semi	2-3	Brent Sopel	15:52/OT	Minnesota (4-3)
5/10/03	vs. Anaheim	1/Con. Final	0-1	Petr Sykora	8:06/2OT	Anaheim (4-0)
4/09/08	vs. Colorado	1/Con. Qrt	2-3	Joe Sakic	11:11/OT	Colorado (4-2)
4/11/08	vs. Colorado	2/Con. Qrt	3-2	Keith Carney	1:14/OT	Colorado (4-2)
4/14/08	@ Colorado	3/Con. Qrt	3-2	Pierre-Marc Bouchard	11:58/OT	Colorado (4-2)
4/30/13	@ Chicago	1/Con. Qrt	1-2	Bryan Bickell	16:35/OT	Chicago (4-1)
5/5/13	vs. Chicago	3/Con. Qrt	3-2	Jason Zucker	2:15/OT	Chicago (4-1)
4/17/14	@ Colorado	1/Con. Qrt.	4-5	Paul Stastny	7:27/OT	Minnesota (4-3)
4/21/14	vs. Colorado	3/Con. Qrt.	1-0	Mikael Granlund	5:08/OT	Minnesota (4-3)
4/26/14	@ Colorado	5/Con. Qrt.	3-4	Nathan MacKinnon	3:27/OT	Minnesota (4-3)
4/30/14	@Colorado	7/Con. Qrt.	5-4	Nino Niederreiter	5:02/OT	Minnesota (4-3)
5/13/14	vs. Chicago	6/Con. Semi	1-2	Patrick Kane	9:42/OT	Chicago (4-2)
4/22/16	@ Dallas	5/Con. Qrt.	5-4	Mikko Koivu	4:55/OT	Dallas (4-2)
4/12/17	vs. St. Louis	1/Con. Qrt.	1-2	Joel Edmundson	17:48/OT	St. Louis (4-1)
4/22/17	vs. St. Louis	5/Con. Qrt.	3-4	Magnus Paajarvi	9:42/OT	St. Louis (4-1)
8/7/20	vs. Vancouver	4/Con. Qualif.	4-5	Christopher Tanev	0:11/OT	Vancouver (3-1)
5/16/21	@ Vegas	1/Div. Qrt.	1-0	Joel Eriksson Ek	3:20/OT	Vegas (4-3)
4/17/23	@ Dallas	1/Con. Qrt.	3-2	Ryan Hartman	12:20/2OT	Dallas 4-2

**PLAYOFF OT RECORD: 10-11 · PLAYOFF OT HOME RECORD: 4-7 · PLAYOFF OT ROAD RECORD: 6-4**





# PLAYOFF RECORD BOOK

## TEAM RECORDS

### PLAYOFF HISTORY

#### CONFERENCE FINAL APPEARANCES

1 - 2003

#### SECOND ROUND APPEARANCES

3 - 2003, 2014, 2015

#### PLAYOFF APPEARANCES

13 - 2003, 2007, 2008, 2013, 2014, 2015, 2016, 2017, 2018, 2020, 2021, 2023

#### GAMES PLAYED, TOTAL: 96

#### GAMES WON, TOTAL: 34

#### GAMES LOST, TOTAL: 62

### GAMES

#### GAMES PLAYED, SEASON

18 - 2003

#### At Home:

8 - 2003

#### On Road:

10 - 2003

#### MOST GAMES PLAYED, SERIES

7 - 4x, last, 2021 First Round vs. VGK

#### FEWEST GAMES PLAYED, SERIES

4 - 3x, last, 2020, Qualifying Round vs. VAN

### WINS

#### WINS, SEASON

8 - 2003

#### At Home:

5 - 2014

#### On Road:

6 - 2003

#### MOST WINS, SERIES

4 - 4x, last, 2015, First Round vs. STL

#### FEWEST WINS, SERIES

0 - 2x, last, 2015, Second Round vs. CHI

### LOSSES

#### LOSSES, SEASON

10 - 2003

#### At Home:

6 - 2003

#### On Road:

6 - 2014

#### MOST LOSSES, SERIES

4 - 12x, last, 2023, First Round vs. DAL

#### FEWEST LOSSES, SERIES

2 - 2015, First Round vs. STL

### OVERTIME

#### OVERTIME GAMES, TOTAL: 21

#### OVERTIME WINS, TOTAL: 10

#### OVERTIME LOSSES, TOTAL: 11

#### OVERTIME GAMES, SEASON

5 - 2x, last, 2014

#### At Home:

3 - 2003

#### On Road:

3 - 2014

#### OVERTIME GAMES, SERIES

4 - 2014, First Round vs. COL

#### At Home:

2 - 2x, last, 2017, First Round vs. STL

#### On Road:

3 - 2014, First Round vs. COL

#### OVERTIME WINS, SEASON

2 - 3x, last, 2014

#### At Home:

2 - 3x, last, 2013

#### On Road:

1 - 6x, last, 2023

#### OVERTIME WINS, SERIES

2 - 3x, last, 2014, First Round vs. COL

#### At Home:

1 - 4x, last, 2014, First Round vs. COL

#### On Road:

1 - 6x, last, 2023, First Round vs. DAL

#### OVERTIME LOSSES, SEASON

3 - 2x, last, 2014

#### At Home:

2 - 2x, last, 2017

#### On Road:

2 - 2014

#### OVERTIME LOSSES, SERIES

2 - 3x, last, 2017, First Round vs. STL

#### At Home:

2 - 2017, First Round vs. STL

#### On Road:

2 - 2014, First Round vs. COL

#### LONGEST OVERTIME GAME

32:20 - 4/17/23, 3-2 (2OT) win at DAL (R1-Game 1)

#### At Home:

28:06 - 5/10/03, 1-0 (OT) loss vs. ANA (CF-Game 1)

#### On Road:

32:20 - 4/17/23, 3-2 (2OT) win at DAL (R1-Game 1)

#### SHORTEST OVERTIME GAME

0:11 - 8/7/20, 5-4 (OT) loss vs. VAN (QR-Game 4)

#### At Home:

0:11 - 8/7/20, 5-4 (OT) loss vs. VAN (QR-Game 4)

#### On Road:

3:20 - 5/16/21, 1-0 (OT) win at VGK (R1-Game 1)

### MARGINS

#### LARGEST MARGIN OF VICTORY, GAME

5 - 5/5/03 in 7-2 win at VAN (R2-Game 5)

#### At Home:

4 - 4x, last, 5/4/22 in 6-2 win vs. STL (R1-Game 2)

#### On Road:

5 - 5/5/03 in 7-2 win at VAN (R2-Game 5)

#### LARGEST MARGIN OF DEFEAT, GAME

5 - 2x, last, 4/20/18 in 5-0 loss at WPG (R1-Game 5)

#### At Home:

5 - 4/22/15 in 6-1 loss vs. STL (R1-Game 4)

#### On Road:

5 - 4/20/18 in 5-0 loss at WPG (R1-Game 5)

### STREAKS

#### LONGEST WINNING STREAK

3 - 2x, last, 5/5-5/8/03

#### At Home:

5 - 4/21-5/9/14

#### On Road:

3 - 2x, last, 5/5-5/8/03

#### LONGEST LOSING STREAK

4 - 2x, last, 5/1-5/7/15

#### At Home:

3 - 4/12-4/22/17

#### On Road:

3 - 4x, last, 5/2-5/11/14

#### LONGEST SHUTOUT STREAK

98:33 - 4/21-4/24/14

#### At Home:

98:33 - 4/21-4/24/14

#### On Road:

95:45 - 5/16-5/18/21

# PLAYOFF RECORD BOOK



## TEAM RECORDS

#### LONGEST SCORELESS STREAK

215:26 - 5/8-5/16/03

#### At Home:

157:29 - 5/7-5/12/03

#### On Road:

112:42 - 4/14-4/16/16

### GOALS

#### MOST GOALS, SEASON

43 - 2003

#### At Home:

17 - 2014

#### On Road:

30 - 2003

#### MOST GOALS AGAINST, SEASON

43 - 2003

#### At Home:

18 - 2003

#### On Road:

28 - 2014

#### MOST GOALS, SERIES

26 - 2003, Second Round vs. VAN (7G)

#### At Home:

11 - 2016 First Round vs. DAL (6G)

#### On Road:

17 - 2003, Second Round vs. VAN (7G)

#### MOST GOALS, 4-GAME SERIES:

10 - 2020, Qualifying Round vs. VAN

#### At Home:

4 - 2020, Qualifying Round vs. VAN

#### On Road:

6 - 2020, Qualifying Round vs. VAN

#### MOST GOALS, 5-GAME SERIES:

9 - 2x, last, 2018, First Round vs. WPG

#### At Home:

6 - 2018, First Round vs. WPG

#### On Road:

4 - 2x, last, 2013 First Round vs. CHI

#### MOST GOALS, 6-GAME SERIES:

17 - 2x, last, 2016, First Round vs. DAL

#### At Home:

11 - 2016, First Round vs. DAL

#### On Road:

9 - 2015, First Round vs. STL

#### MOST GOALS, 7-GAME SERIES

26 - 2003, Second Round vs. VAN

#### At Home:

9 - 2003, Second Round vs. VAN

#### On Road:

17 - 2003, Second Round vs. VAN

#### FEWEST GOALS, SERIES

1 - 2003, Conference Final vs. ANA (4G)

#### At Home:

0 - 2003, Conference Final vs. ANA (4G)

#### On Road:

1 - 2003, Conference Final vs. ANA (4G)

#### FEWEST GOALS, 4-GAME SERIES

1 - 2003, Conference Final vs. ANA

#### At Home:

0 - 2003, Conference Final vs. ANA

#### On Road:

1 - 2003, Conference Final vs. ANA

#### FEWEST GOALS, 5-GAME SERIES:

7 - 2013, First Round vs. CHI

#### At Home:

3 - 2013, First Round vs. CHI

#### On Road:

3 - 2x, last, 2018, First Round vs. WPG

#### FEWEST GOALS, 6-GAME SERIES:

12 - 2008, First Round vs. COL

#### At Home:

7 - 2008, First Round vs. COL

#### On Road:

4 - 2014, Second Round vs. CHI

#### FEWEST GOALS, 7-GAME SERIES

13 - 2021, First Round vs. VGK

#### At Home:

4 - 2003, First Round vs. COL

#### On Road:

8 - 2021, First Round vs. VGK

#### MOST GOALS AGAINST, SERIES

21 - 2x, last, 2023, First Round vs. DAL (6G)

#### At Home:

11 - 2016, First Round vs. DAL (6G)

#### On Road:

17 - 2014, First Round vs. COL (7G)

#### MOST GOALS AGAINST, 4-GAME SERIES

13 - 2015, Second Round vs. CHI

#### At Home:

8 - 2020, Qualifying Round vs. VAN

#### On Road:

8 - 2015, Second Round vs. CHI

#### MOST GOALS AGAINST, 5-GAME SERIES

17 - 2013, First Round vs. CHI

#### At Home:

8 - 2017, First Round vs. STL

#### On Road:

12 - 2x, last, 2018, First Round vs. WPG

#### MOST GOALS AGAINST, 6-GAME SERIES

22 - 2022, First Round vs. STL

#### At Home:

11 - 2x, last, 2022, First Round vs. STL

#### On Road:

13 - 2023, First Round vs. DAL

#### MOST GOALS AGAINST, 7-GAME SERIES

20 - 2x, last, 2021, First Round vs. VGK

#### At Home:

9 - 2021, First Round vs. VGK

#### On Road:

17 - 2014, First Round vs. COL

#### FEWEST GOALS AGAINST, SERIES

9 - 2003, Conference Final vs. ANA (4G)

#### At Home:

3 - 2x, last, 2014, First Round vs. COL (7G)

#### On Road:

3 - 2017, First Round vs. STL (5G)

#### FEWEST GOALS AGAINST, 4-GAME SERIES

9 - 2003, Conference Final vs. ANA

#### At Home:

3 - 2003, Conference Final vs. ANA

#### On Road:

4 - 2020, Qualifying Round vs. VAN



# PLAYOFF RECORD BOOK

## TEAM RECORDS

### FEWEST GOALS AGAINST, 7-GAME SERIES

17 - 2x, last, 2003, Second Round vs. VAN

#### At Home:

3 - 2014, First Round vs. COL

#### On Road:

9 - 2003, First Round vs. Colorado

### MOST GOALS COMBINED, SERIES

43 - 2003, Second Round (MIN-26, VAN-17)

#### At Home:

22 - 2016, First Round (MIN-11, DAL-11)

#### On Road:

31 - 2014, First Round (MIN-14, COL-17)

### MOST GOALS COMBINED, 4-GAME SERIES

22 - 2020, Qualifying Round (MIN-10, VAN-12)

#### At Home:

12 - 2020, Qualifying Round (MIN-4, VAN-8)

#### On Road:

12 - 2015, Second Round (MIN-4, CHI-8)

### MOST GOALS COMBINED, 5-GAME SERIES

25 - 2018, First Round (MIN-9, WPG-16)

#### At Home:

13 - 2017, First Round (MIN-5, STL-8)

#### On Road:

16 - 2013, First Round (MIN-4, CHI-12)

### MOST GOALS COMBINED, 6-GAME SERIES

38 - 2x, last 2022, First Round (MIN-16, STL-22)

#### At Home:

22 - 2016, First Round (MIN-11, DAL-11)

#### On Road:

19 - 2x, last, 2023, First Round (MIN-6, DAL-13)

### MOST GOALS COMBINED, 7-GAME SERIES

43 - 2003, Second Round (MIN-26, VAN-17)

#### At Home:

16 - 2003, Second Round (MIN-9, VAN-7)

#### On Road:

31 - 2014, First Round (MIN-14, COL-17)

### FEWEST GOALS COMBINED, SERIES

10 - 2003, Conference Final (MIN-1, ANA-9)

#### At Home:

3 - 2003, Conference Final (MIN-0, ANA-3)

#### On Road:

6 - 2017, First Round (MIN-3, STL-3)

### FEWEST GOALS COMBINED, 4-GAME SERIES

10 - 2003, Conference Final (MIN-1, ANA-9)

#### At Home:

3 - 2003, Conference Final (MIN-0, ANA-3)

#### On Road:

7 - 2003, Conference Final (MIN-1, ANA-6)

### FEWEST GOALS COMBINED, 5-GAME SERIES

8 - 2x, last, 2013, First Round (MIN-3, CHI-5)

#### At Home:

8 - 2007, First Round (MIN-5, ANA-3)

#### On Road:

6 - 2017, First Round (MIN-3, STL-3)

### FEWEST GOALS COMBINED, 6-GAME SERIES

28 - 2014, Second Round (MIN-13, CHI-15)

#### At Home:

13 - 2014, Second Round (MIN-9, CHI-4)

#### On Road:

15 - 2008, First Round (MIN-4, COL-9)

### FEWEST GOALS COMBINED, 7-GAME SERIES

33 - 2x, last, 2021, First Round (MIN-13, V GK-20)

#### At Home:

11 - 2014, First Round (MIN-8, COL-3)

#### On Road:

19 - 2021, First Round (MIN-8, V GK-11)

### MOST GOALS, GAME

7 - 5/05/03 in 7-2 win at VAN (R2-Game 5)

#### At Home:

6 - 5/4/22 in 6-2 win vs. STL (R1-Game 2)

#### On Road:

7 - 5/05/03 in 7-2 win at VAN (R2-Game 5)

### FEWEST GOALS, GAME

0 - 13x, last, 4/25/23 in 4-0 loss vs. DAL (R1-Game 5)

#### At Home:

0 - 9x, last, 5/2/22 in 4-0 loss vs. STL (R1-Game 1)

#### On Road:

0 - 4x, last, 4/25/23 in 4-0 loss vs. DAL (R1-Game 5)

### MOST GOALS AGAINST, GAME

7 - 4/19/23 in 7-3 loss at DAL (R1-Game 2)

#### At Home:

6 - 2x, last, 4/15/18 in 6-2 win vs. WPG (R1-Game 3)

#### On Road:

7 - 4/19/23 in 7-3 loss at DAL (R1-Game 2)

### FEWEST GOALS AGAINST, GAME

0 - 7x, last, 5/26/21 in 3-0 win vs. V GK (R1-Game 6)

#### At Home:

0 - 4x, last, 5/26/21 in 3-0 win vs. V GK (R1-Game 6)

#### On Road:

0 - 3x, last, 5/16/21 in 1-0 win at V GK (R1-Game 1)

### MOST GOALS COMBINED, GAME

10 - 4/19/23 in 7-3 loss at DAL (R1-Game 2)

#### At Home:

9 - 2x, last, 8/7/20 in 5-4 (OT) loss vs. VAN (QR-Game 4)

#### On Road:

10 - 4/19/23 in 7-3 loss at DAL (R1-Game 2)

### FEWEST GOALS COMBINED, GAME

1 - 4x, last, 5/16/21 in 1-0 (OT) win at V GK (R1-Game 1)

#### At Home:

1 - 3x, last, 5/5/15 in 1-0 loss vs. CHI (R2-Game 3)

#### On Road:

1 - 5/16/21 in 1-0 (OT) win at V GK (R1-Game 1)

### MOST GOALS, PERIOD

5 - 5/05/03 in 2nd of 7-2 win at VAN (R2-Game 5)

#### At Home:

4 - 3x, last, 4/15/18 in 2nd of 6-2 win vs. WPG (R1-Game 3)

#### On Road:

5 - 5/05/03 in 2nd of 7-2 win at VAN (R2-Game 5)

### MOST GOALS AGAINST, PERIOD

4 - 2x, last 4/19/23 in 2nd of 7-3 loss at DAL (R1-Game 2)

#### At Home:

3 - 6x, last, 5/10/22 in 3rd of 5-2 loss vs. STL (R1-Game 5)

#### On Road:

4 - 2x, last 4/19/23 in 2nd of 7-3 loss at DAL (R1-Game 2)

### MOST GOALS COMBINED, PERIOD

6 - 2x, last 4/19/23 in 2nd of 7-3 loss at DAL (R1-Game 2) (MIN-2, VAN-4)

#### At Home:

5 - 3x, last, 4/15/18 in 2nd of 6-2 win vs. WPG (R1-Game 3) (MIN-4, WPG-1)

#### On Road:

6 - 2x, last 4/19/23 in 2nd of 7-3 loss at DAL (R1-Game 2) (MIN-2, VAN-4)

## POWER PLAY

### MOST POWER-PLAY GOALS, SEASON

16 - 2003

#### At Home:

6 - 2003

#### On Road:

10 - 2003

# PLAYOFF RECORD BOOK



## TEAM RECORDS

### MOST POWER-PLAY GOALS AGAINST, SEASON

12 - 2003

#### At Home:

7 - 2003

#### On Road:

7 - 2023

### MOST POWER-PLAY GOALS, SERIES

8 - 2003, Second Round vs. VAN

#### At Home:

5 - 2003, Second Round vs. VAN

#### On Road:

6 - 2003, First Round vs. COL

### MOST POWER-PLAY GOALS AGAINST, SERIES

9 - 2023, First Round vs. DAL

#### At Home:

5 - 2003, Second Round vs. VAN

#### On Road:

7 - 2023, First Round vs. DAL

### MOST POWER-PLAY GOALS, GAME

3 - 5/7/03 in 5-1 win vs. VAN (R2-Game 6)

#### At Home:

3 - 5/7/03 in 5-1 win vs. VAN (R2-Game 6)

#### On Road:

2 - 4x, last, 8/2/20 in 3-0 win at VAN (QR-Game 1)

### MOST POWER-PLAY GOALS AGAINST, GAME

3 - 2x, last 4/19/23 in 7-3 loss at DAL (R1-Game 2)

#### At Home:

3 - 4/29/03 in 3-2 loss vs. VAN (R2-Game 3)

#### On Road:

3 - 4/19/23 in 7-3 loss at DAL (R1-Game 2)

### MOST POWER-PLAY GOALS, PERIOD

2 - 6x, last, 5/10/22 in 1st of 5-2 loss vs. STL (R1-Game 5)

#### At Home:

2 - 5x, last, 5/10/22 in 1st of 5-2 loss vs. STL (R1-Game 5)

#### On Road:

2 - 4/10/03 in 2nd of 4-2 win at COL (R1-Game 1)

### MOST POWER-PLAY GOALS AGAINST, PERIOD

2 - 6x, last, 4/25/23 in 1st of 4-0 loss at DAL (R1-Game 5)

#### At Home:

2 - 2x, last, 4/20/16 in 2nd of 3-2 loss vs. DAL (R1-Game 4)

#### On Road:

2 - 4x, last, 4/25/23 in 1st of 4-0 loss at DAL (R1-Game 5)

### MOST POWER-PLAY CHANCES, GAME

7 - 3x, last, 8/6/20 in 3-0 loss vs. VAN (QR-Game 3)

#### At Home:

7 - 3x, last, 8/6/20 in 3-0 loss vs. VAN (QR-Game 3)

#### On Road:

6 - 3x, last, 8/4/20 in 4-3 loss at VAN (QR-Game 2)

## SHORT-HANDED GOALS

### MOST SHORT-HANDED GOALS, SEASON

2 - 2x, last, 2008

#### At Home:

1 - 2015

#### On Road:

2 - 2x, last, 2008

### MOST SHORT-HANDED GOALS AGAINST, SEASON

3 - 2x, last, 2015

#### At Home:

2 - 2003

#### On Road:

2 - 2015

### MOST SHORT-HANDED GOALS, SERIES

2 - 2008, First Round vs. COL

#### At Home:

1 - 2015, First Round vs. STL

#### On Road:

2 - 2008, First Round vs. COL

### MOST SHORT-HANDED GOALS AGAINST, SERIES

2 - 3x, last, 2015, Second Round vs. CHI

#### At Home:

2 - 2003, Conference Final vs. ANA

#### On Road:

1 - 7x, last, 2023, First Round vs. DAL

### MOST SHORT-HANDED GOALS, GAME

1 - 8x, last, 8/4/20 in 4-3 loss at VAN (QR-Game 2)

#### At Home:

1 - 4/26/15 in 4-1 win vs. STL (R1-Game 6)

#### On Road:

1 - 7x, last, 8/4/20 in 4-3 loss at VAN (R1-Game 2)

### MOST SHORT-HANDED GOALS AGAINST, GAME

2 - 5/12/03 in 2-0 loss vs. ANA (CF-Game 2)

#### At Home:

2 - 5/12/03 in 2-0 loss vs. ANA (CF-Game 2)

#### On Road:

1 - 8x, last, 4/19/23 in 7-3 loss at DAL (R1-Game 2)

### MOST SHORT-HANDED GOALS, PERIOD

1 - 9x, last, 8/4/20 in 1st of 4-3 loss at VAN (QR-Game 2)

#### At Home:

1 - 4/26/15 in 1st of 4-1 win vs. STL (R1-Game 6)

#### On Road:

1 - 7x, last, 8/4/20 in 1st of 4-3 loss at VAN (QR-Game 2)

### MOST SHORT-HANDED GOALS AGAINST, PERIOD

1 - 12x, last, 4/19/23 in 1st of 7-3 loss at DAL (R1-Game 2)

#### At Home:

1 - 5x, last, 5/22/21 in 2nd of 4-0 loss vs. V GK (R1-Game 4)

#### On Road:

1 - 7x, last, 4/19/23 in 1st of 7-3 loss at DAL (R1-Game 2)

### MOST SHORT-HANDED SITUATIONS, GAME

13 - 4/15/08 in 5-1 loss at COL (R1-Game 4)

#### At Home:

7 - 8/6/20 in 3-0 loss vs. VAN (QR-Game 3)

#### On Road:

13 - 4/15/08 in 5-1 loss at COL (R1-Game 4)

## PENALTY MINUTES

### MOST PENALTY MINUTES, SEASON

193 - 2003

#### At Home:

75 - 2003

#### On Road:

121 - 2008

### MOST PENALTY MINUTES, SERIES

141 - 2008, First Round vs. COL

#### At Home:

48 - 2022, First Round vs. STL

#### On Road:

121 - 2008, First Round vs. COL

### MOST PENALTY MINUTES AGAINST, SERIES

123 - 2007, First Round vs. ANA

#### At Home:



# PLAYOFF RECORD BOOK

## TEAM RECORDS

### MOST PENALTY MINUTES COMBINED, GAME

144 - 4/15/08 in 5-1 loss at COL (R1-Game 4)  
(MIN-101, COL-43)

**At Home:**  
74 - 4/17/07 in 4-1 win (R1-Game 4) (MIN-20, ANA-54)

**On Road:**  
144 - 4/15/08 in 5-1 loss at COL (R1-Game 4) (MIN-101, COL-43)

### MOST PENALTY MINUTES, PERIOD

69 - 4/15/08 in 3rd of 5-1 loss at COL (R1-Game 4)

**At Home:**  
22 - 4/28/14 in 3rd of 5-2 win vs. COL (R1-Game 6)

**On Road:**  
69 - 4/15/08 in 3rd of 5-1 loss at COL (R1-Game 4)

### MOST PENALTY MINUTES AGAINST, PERIOD

48 - 4/17/07 in 3rd of 4-1 win vs. ANA (R1-Game 4)

**At Home:**  
48 - 4/17/07 in 3rd of 4-1 win vs. ANA (R1-Game 4)

**On Road:**  
38 - 4/13/18 in 3rd of 4-1 loss at WPG (R1-Game 2)

### MOST PENALTY MINUTES, COMBINED, PERIOD

102 - 4/15/08 in 3rd of 5-1 loss at COL (R1-Game 4)

**At Home:**  
62 - 4/17/07 in 3rd of 4-1 win vs. ANA (R1-Game 4)

**On Road:**  
102 - 4/15/08 in 3rd of 5-1 loss at COL (R1-Game 4)

## PENALTIES

### MOST PENALTIES, GAME

25 - 4/15/08 in 5-1 loss at COL (R1-Game 4)

**At Home:**  
11 - 8/6/20 in 3-0 loss vs. VAN (QR-Game 3)

**On Road:**  
25 - 4/15/08 in 5-1 loss at COL (R1-Game 4)

### MOST PENALTIES AGAINST, GAME

12 - 2x, last, 4/15/08 in 5-1 loss at COL (R1-Game 4)

**At Home:**  
12 - 4/17/07 in 4-1 win vs. ANA (R1-Game 4)

**On Road:**  
12 - 4/15/08 in 5-1 loss at COL (R1-Game 4)

### MOST PENALTIES COMBINED, GAME

37 - 4/15/08 in 5-1 loss at COL (R1-Game 4)

**At Home:**  
22 - 8/6/20 in 3-0 loss (QR-Game 3)

**On Road:**  
37 - 4/15/08 in 5-1 loss at COL (R1-Game 4)

### FEWEST PENALTIES, GAME

0 - 2x, last, 4/20/15 in 3-0 win vs. STL (R1-Game 3)

**At Home:**  
0 - 4/20/15 in 3-0 win vs. STL (R1-Game 3)

**On Road:**  
0 - 5/8/03 in 4-2 win at VAN (R2-Game 7)

### FEWEST PENALTIES AGAINST, GAME

0 - 5/24/21 in 4-2 win at VGK (R1-Game 5)

**At Home:**  
1 - 4/22/15 in 6-1 loss vs. STL (R1-Game 4)

**On Road:**  
0 - 5/24/21 in 4-2 win at VGK (R1-Game 5)

### FEWEST PENALTIES COMBINED, GAME

2 - 2x, last, 5/24/21 in 4-2 win (R1-Game 5) (MIN-2, VGK-0)

**At Home:**  
3 - 4x, last, 5/22/21 in 4-0 loss (R1-Game 4) (MIN-1, VGK 2)

**On Road:**  
2 - 2x, last, 5/24/21 in 4-2 win (R1-Game 5) (MIN-2, VGK-0)

### MOST PENALTIES, PERIOD

13 - 4/15/08 in 3rd of 5-1 loss at COL (R1-Game 4)

**At Home:**  
5 - 2x, last, 4/21/14 in 1st of 1-0 win vs. COL (R1-Game 3)

**On Road:**  
13 - 4/15/08 in 3rd of 5-1 loss at COL (R1-Game 4)

### MOST PENALTIES AGAINST, PERIOD

9 - 4/17/07 in 3rd of 4-1 win vs. ANA (R1-Game 4)

**At Home:**  
9 - 4/17/07 in 3rd of 4-1 win vs. ANA (R1-Game 4)

**On Road:**  
8 - 4/13/18 in 3rd of 4-1 loss at WPG (R1-Game 2)

### MOST PENALTIES COMBINED, PERIOD

20 - 4/15/08 in 3rd of 5-1 loss at COL (R1-Game 4)

**At Home:**  
13 - 4/17/07 in 3rd of 4-1 win vs. ANA (R1-Game 4)

**On Road:**  
20 - 4/15/08 in 3rd of 5-1 loss at COL (R1-Game 4)

## SHOTS ON GOAL

### MOST SHOTS, GAME

52 - 4/12/17 in 2-1 loss vs. STL (R1-Game 1)

**At Home:**  
52 - 4/12/17 in 2-1 loss vs. STL (R1-Game 1)

**On Road:**  
48 - 4/17/23 in 3-2 win at DAL (R1-Game 1)

### MOST SHOTS AGAINST, GAME

53 - 4/17/23 in 3-2 win at DAL (R1-Game 1)

**At Home:**  
40 - 5/20/21 in 5-2 loss vs. VGK (R1-Game 3)

**On Road:**  
53 - 4/17/23 in 3-2 win at DAL (R1-Game 1)

### MOST SHOTS COMBINED, GAME

101 - 4/17/23 in 3-2 (20T) win (R1-Game 1)

**At Home:**  
78 - 4/12/17 in 2-1 loss (R1-Game 1)

**On Road:**  
101 - 4/17/23 in 3-2 (20T) win (R1-Game 1)

### FEWEST SHOTS, GAME

14 - 5/24/21 in 4-2 win at VGK (R1-Game 5)

**At Home:**  
16 - 5/20/21 in 5-2 loss vs. VGK (R1-Game 3)

**On Road:**  
14 - 5/24/21 in 4-2 win at VGK (R1-Game 5)

### FEWEST SHOTS AGAINST, GAME

12 - 4/24/14 in 2-1 win vs. COL (R1-Game 4)

**At Home:**  
12 - 4/24/14 in 2-1 win vs. COL (R1-Game 4)

**On Road:**  
21 - 4/16/15 in 4-2 win at STL (R1-Game 1)

### FEWEST SHOTS COMBINED, GAME

31 - 4/29/03 in 3-2 loss (R2-Game 3); (MIN-18, VAN-13)

**At Home:**  
31 - 4/29/03 in 3-2 loss (R2-Game 3); (MIN-18, VAN-13)

**On Road:**  
41 - 5/4/14 in 4-1 loss (R2-Game 2); (MIN-22, CHI-19)

### MOST SHOTS, PERIOD

22 - 4/21/14 in 1st of 1-0 (OT) win vs. COL (R1-Game 3)

**At Home:**  
22 - 4/21/14 in 1st of 1-0 (OT) win vs. COL (R1-Game 3)

**On Road:**  
19 - 2x, last 4/17/23 in 1st of 3-2 win at DAL (R1-Game 1)

# PLAYOFF RECORD BOOK



## TEAM RECORDS

### MOST SHOTS AGAINST, PERIOD

22 - 2x, last, 5/24/21 in 2nd of 4-2 win at VGK (R1-Game 5)

**At Home:**  
18 - 4/28/23 in 2nd of 4-1 loss vs. DAL (R1-Game 6)

**On Road:**  
22 - 2x, last, 5/24/21 in 2nd of 4-2 win at VGK (R1-Game 5)

### MOST SHOTS COMBINED, PERIOD

33 - 4/19/07 in 2nd of 4-1 loss at ANA (R1-Game 5)

**At Home:**  
33 - 4/19/07 in 2nd of 4-1 loss at ANA (R1-Game 5)

**On Road:**  
29 - 5/3/13 in 2nd of 5-2 loss at CHI (R1-Game 2)

### FEWEST SHOTS, PERIOD

1 - 5/24/21 in 2nd of 4-2 win at VGK (R1-Game 5)

**At Home:**  
3 - 4/14/03 in 3rd of 3-0 loss vs. COL (R1-Game 3)

**On Road:**  
1 - 5/24/21 in 2nd of 4-2 win at VGK (R1-Game 5)

### FEWEST SHOTS AGAINST, PERIOD

2 - 4x, last, 5/12/22 in 3rd of 5-1 loss at STL (R1-Game 6)

**At Home:**  
2 - 2x, last, 4/20/16 in 3rd of 3-2 loss vs. DAL (R1-Game 4)

**On Road:**  
2 - 2x, last, 5/12/22 in 3rd of 5-1 loss at STL (R1-Game 6)

### FEWEST SHOTS COMBINED, PERIOD

8 - 3x, last, 4/29/03 in 3rd of 3-2 loss (R2-Game 3)

**At Home:**  
8 - 3x, last, 4/29/03 in 3rd of 3-2 loss (R2-Game 3)

**On Road:**  
9 - 5/4/14 in 1st of 4-1 loss at CHI (R2-Game 2)

### MOST SHOTS, OVERTIME

12 - 2x, last, 4/17/23, 3-2 (20T) win at DAL (R1-Game 1)

**At Home:**  
10 - 5/10/03, 1-0 (20T) loss vs. ANA (CF-Game 1)

**On Road:**  
12 - 2x, last, 4/17/23, 3-2 (20T) win at DAL (R1-Game 1)

## SHUTOUTS

### MOST SHUTOUTS, SEASON

2 - 2x, 2014, 2021

**At Home:**  
2 - 2014

**On Road:**  
2 - 2021

### MOST SHUTOUTS AGAINST, SEASON

4 - 2003

**At Home:**  
3 - 2003

**On Road:**  
1 - 6x, last, 2023 First Round vs. DAL

### MOST SHUTOUTS, SERIES

2 - 2021, First Round vs. VGK

### MOST SHUTOUTS AGAINST, SERIES

3 - 2003, Conference Final vs. ANA

**At Home:**  
2 - 2003, Conference Final vs. ANA

**On Road:**  
1 - 4x, last, 2023 First Round vs. DAL

## FASTEST GOALS

### FASTEST GOAL TO START GAME

0:49 - Zach Parise (PPG), 4/28/14 vs. COL (R1-Game 6)

**At Home:**  
0:49 - Zach Parise (PPG), 4/28/14 vs. COL (R1-Game 6)

**On Road:**  
2:47 - Jason Zucker, 4/16/15 at STL (R1-Game 1)

### FASTEST GOAL TO START GAME, OPPONENT

0:24 - Tanner Pearson, 8/4/20 at VAN (QR-Game 2)

**At Home:**  
0:26 - Patrick Sharp, 4/18/16 vs. DAL (R1-Game 3)

**On Road:**  
0:24 - Tanner Pearson, 8/4/20 at VAN (QR-Game 2)

### FASTEST TWO GOALS, TEAM

0:11 - Marcus Johansson & Frederic Gaudreau, 4/19/23 @ 11:54 & 12:05 in 2nd of 7-3 loss vs. DAL (R1-Game 2)

**At Home:**  
0:16 - Jared Spurgeon & Mikael Granlund, 4/24/16 @ 3:48 & 4:04 in 3rd of 5-4 loss vs. DAL (R1-Game 6)

**On Road:**  
0:11 - Marcus Johansson & Frederic Gaudreau, 4/19/23 @ 11:54 & 12:05 in 2nd of 7-3 loss vs. DAL (R1-Game 2)

### FASTEST TWO GOALS AGAINST, TEAM

0:28 - Jason Spezza & Alex Goligoski, 4/22/16 @ 8:28 & 8:56 in 3rd of 5-4 (OT) win at DAL (R1-Game 5)

**At Home:**  
1:03 - Vladimir Tarasenko & Patrik Berglund, 4/22/15 @ 15:47 & 16:50 in 2nd of 6-1 loss vs. STL (R1-Game 4)

**On Road:**  
0:28 - Jason Spezza & Alex Goligoski, 4/22/16 @ 8:28 & 8:56 in 3rd of 5-4 (OT) win at DAL (R1-Game 5)

### FASTEST THREE GOALS, TEAM

3:40 - Darby Hendrickson, Antti Laaksonen & Andrew Brunette, 5/07/03 @ 6:57, 9:25 & 10:37 in 3rd of 5-1 win vs. VAN (R2-Game 6)

**At Home:**  
3:40 - Darby Hendrickson, Antti Laaksonen & Andrew Brunette, 5/07/03 @ 6:57, 9:25 & 10:37 in 3rd of 5-1 win vs. VAN (R2-Game 6)

**On Road:**  
4:20 - Filip Kuba, Marian Gaborik & Wes Walz, 4/10/03 @ 5:33, 9:28 & 9:53 in 2nd of 4-2 win at COL (R1-Game 1)

### FASTEST THREE GOALS AGAINST, TEAM

4:32 - Ryan Reaves, Vladimir Tarasenko & David Backes, 4/22/15 @ 5:34, 6:59 & 10:06 in 1st of 6-1 loss vs. STL (R1-Game 4)

**At Home:**  
4:32 - Ryan Reaves, Vladimir Tarasenko & David Backes, 4/22/15 @ 5:34, 6:59 & 10:06 in 1st of 6-1 loss vs. STL (R1-Game 4)

**On Road:**  
3:21 - J.T. Miller, Brock Boeser & Bo Horvat, 8/4/20 @ 3:01, 8:42 & 6:22 in 2nd of 4-3 loss at VAN (QR-Game 2)

### FASTEST OVERTIME GOAL SCORED BY WILD

1:14 - 4/11/08, Keith Carney, 3-2 win vs. COL (R1-Game 2)

**At Home:**  
1:14 - 4/11/08, Keith Carney, 3-2 win vs. COL (R1-Game 2)

**On Road:**  
3:20 - 5/16/21 Joel Eriksson Ek, 1-0 win at VGK (R1-Game 1)



# PLAYOFF RECORD BOOK

# PLAYOFF RECORD BOOK



## INDIVIDUAL RECORDS

### GAMES

**MOST GAMES, CAREER**  
67 - Jonas Brodin & Jared Spurgeon, 2012-23

**By Defenseman**  
67 - Jonas Brodin & Jared Spurgeon, 2012-23

**MOST GAMES, SEASON**  
18 - Andrew Brunette, Marian Gaborik, Filip Kuba, Willie Mitchell, Richard Park, Nick Schultz, Wes Walz, Sergei Zholtok & Andrei Zyuzin, 2003

**By Defenseman:**  
18 - Filip Kuba, Willie Mitchell, Nick Schultz & Andrei Zyuzin, 2003

**GOALS**

**MOST GOALS, CAREER**  
16 - Zach Parise, 2012-21

**By Defenseman**  
8 - Jared Spurgeon, 2012-23

**MOST GOALS, SEASON**  
9 - Marian Gaborik, 2003

**By Defenseman:**  
3 - 2x, last, Jared Spurgeon, 2020

**MOST GOALS, SERIES**  
7 - Kirill Kaprizov, 2022 First Round vs. STL

**By Defenseman:**  
2 - 4x, last, Jared Spurgeon, 2020 Qualifying Round vs. VAN

**MOST GOALS BY OPPONENT, SERIES**  
6 - 2x, last, Vladimir Tarasenko, 2015 First Round vs. STL

**MOST GOALS, GAME**  
3 - Kirill Kaprizov, 5/4/22 vs. STL (R1-Game 2)

**By Defenseman:**  
2 - 2x, last, Jared Spurgeon, 8/2/20 at VAN (QR-Game 1)

**MOST GOALS BY OPPONENT, GAME**  
3 - 5x, last, Roope Hintz, 4/19/23 in 3rd of 7-3 loss vs. DAL (R1-Game 2)

**MOST GOALS, PERIOD**  
2 - 6x, last, Kirill Kaprizov, 5/4/22 in 3rd of 6-2 win vs. STL (R1-Game 2)

**MOST GOALS AGAINST, PERIOD**  
3 - Vladimir Tarasenko, 5/10/22 in 3rd of 5-2 loss vs. STL (R1-Game 5)

**ASSISTS**

**MOST ASSISTS, CAREER**  
21 - Zach Parise, 2012-21; Jared Spurgeon, 2012-23

**By Defenseman:**  
21 - Jared Spurgeon, 2012-23

**MOST ASSISTS, SEASON**  
11 - Sergei Zholtok, 2003

**By Defenseman:**  
6 - Ryan Suter, 2014

**MOST ASSISTS, SERIES**  
7 - Zach Parise, 2014 First Round vs. COL

**By Defenseman**  
3 - 9x, last, John Klingberg, 2023 First Round vs. DAL

**MOST ASSISTS, GAME**  
3 - 2x, last, Kyle Brodziak, 4/30/14 at COL (R1-Game 7)

**By Defenseman:**  
2 - 12x, last, John Klingber, 4/21/23 vs. DAL (R1-Game 3)

**MOST ASSISTS BY OPPONENT, SERIES**  
8 - 3x, last, Kevin Shattenkirk, 2015 First Round vs. STL

**By Defenseman:**  
8 - Kevin Shattenkirk, 2015 First Round vs. STL

**MOST ASSISTS BY OPPONENT, GAME**  
4 - Miro Heiskanen, 4/19/23 at DAL (R1-Game 2)

**By Defenseman:**  
4 - Miro Heiskanen, 4/19/23 at DAL (R1-Game 2)

**MOST ASSISTS, PERIOD**  
3 - Cliff Ronning, 5/07/03 in 3rd of 5-1 win vs. VAN (R2- Game 5)

**MOST ASSISTS AGAINST, PERIOD**  
2 - 29x, last, Roope Hintz, 4/25/23 in 1st of 4-0 loss at DAL (R1-Game 5)

**POINTS**

**MOST POINTS, CAREER**  
37 - Zach Parise (16g-21a), 2012-21

**By Defenseman:**  
29 - Jared Spurgeon (8g-21a), 2012-23

**MOST POINTS, SEASON**  
17 - Marian Gaborik (9g-8a), 2003

**By Defenseman:**  
8 - Filip Kuba (3g-5a), 2003

**By Rookie:**  
7 - Erik Haula (4g-3a), 2014

**MOST POINTS, SERIES**  
11 - Marian Gaborik (5g-6a), 2003 Conference Semifinal vs. VAN

**By Defenseman:**  
5 - Jared Spurgeon (2g-3a), 2016 First Round vs. DAL

**MOST POINTS BY OPPONENT, SERIES**  
12 - Roope Hintz (5g-7a), 2023 First Round vs. DAL

**MOST POINTS, GAME**  
4 - Zach Parise (2g-2a), 4/28/14 vs. COL (R1-Game 6)

**By Defenseman:**  
3 - Jared Spurgeon (2g-1a), 8/2/20 at VAN (QR-Game 1)

**MOST POINTS BY OPPONENT, GAME**  
4 - 6x, last, Miro Heiskanen (0g-4a) & Roope Hintz (3g-1a), 4/19/23 vs. DAL (R1-Game 2)

**MOST POINTS, PERIOD**  
3 - Cliff Ronning (0g-3a), 5/7/03 in 3rd of 5-1 win vs. VAN (R2-Game 6)

**MOST POINTS AGAINST, PERIOD**  
3 - Vladimir Tarasenko (3g-0a), 5/10/22 in 3rd of 5-2 loss vs. STL (R1-Game 5)

**STREAKS**

**LONGEST GOAL-SCORING STREAK**  
4 - 3x, last, Kirill Kaprizov (7g, 1a); 5/4-5/10/22

**LONGEST POINT-SCORING STREAK**  
8 - Marian Gaborik (7g-8a=15pts); 4/21-5/07/03

**LONGEST ASSIST STREAK**  
4 - Zach Parise (5a), 4/17-4/24/14  
- Jason Pominville (4a), 4/21-4/28/14

**MOST CONSECUTIVE WINS BY GOALTENDER**  
3 - Dwayne Roloson, 5/05-5/08/03  
- Manny Fernandez, 4/19-4/22/03

**MOST CONSECUTIVE LOSSES BY GOALTENDER**  
4 - Devan Dubnyk, 5/1-5/7/15

**LONGEST SHUTOUT STREAK BY GOALTENDER**  
98:09 - Darcy Kuemper, 4/21/14

## INDIVIDUAL RECORDS

### PENALTY MINUTES

**MOST PENALTY MINUTES, CAREER**  
70 - Marcus Foligno

**MOST PENALTY MINUTES, SEASON**  
35 - Marcus Foligno, 2023

**MOST PENALTY MINUTES, SEASON**  
35 - Marcus Foligno, 2023 First Round vs. DAL

**MOST PENALTY MINUTES, GAME**  
25 - Stephane Veilleux, 4/15/08 at COL (R1-Game 4)

**By Goaltender:**  
2 - 3x, last, Niklas Backstrom, 4/15/07 vs. ANA (R1-Game 3)

**MOST PENALTY MINUTES BY OPPONENT, SERIES**  
26 - Steve Ott, 2015 First Round vs. STL

**MOST PENALTY MINUTES BY OPPONENT, GAME**  
20 - Brad May, 4/17/07 vs. ANA (R1-Game 3)

**MOST PENALTY MINUTES, PERIOD**  
19 - Stephane Veilleux, 4/15/08 in 3rd of 5-1 loss at COL (R1-Game 4)

**MOST PENALTY MINUTES BY OPPONENT, PERIOD**  
20 - Brad May, 4/17/07 in 3rd of 4-1 win vs. ANA (R1-Game 3)

**POWER-PLAY GOALS**

**MOST POWER-PLAY GOALS, CAREER**  
6 - Zach Parise, 2012-21

**MOST POWER-PLAY GOALS, SEASON**  
4 - Marian Gaborik & Andrew Brunette, 2003

**MOST POWER-PLAY GOALS, SERIES**  
3 - 2x, last, Kirill Kaprizov, 2022 First Round vs. STL

**MOST POWER-PLAY GOALS AGAINST, SERIES**  
4 - 2x, last, Tyler Seguin, 2023 First Round vs. DAL

**MOST POWER-PLAY GOALS, GAME**  
2 - 3x, last, Kirill Kaprizov, 5/10/22 vs. STL (R1-Game 5)

**MOST POWER-PLAY GOALS AGAINST, GAME**  
2 - 3x, last, Tyler Seguin, 4/23/23 at DAL (R1-Game 4)

**MOST POWER-PLAY GOALS, PERIOD**  
2 - 2x, last, Kirill Kaprizov, 5/10/22 in 1st of 5-2 loss vs. STL (R1-Game 6)

**MOST POWER-PLAY GOALS AGAINST, PERIOD**  
1 - 64x, last, Tyler Seguin, 4/23/23 in 3rd of 3-2 loss vs. DAL (R1-Game 4)

**SHORT-HANDED GOALS**

**MOST SHORT-HANDED GOALS, CAREER**  
2 - Wes Walz, 2003-07

**MOST SHORT-HANDED GOALS, SEASON**  
2 - Wes Walz, 2003

**MOST SHORT-HANDED GOALS, SERIES**  
1 - 8x, last, Luke Kunin, 2020 Qualifying Round vs. VAN

**MOST SHORT-HANDED GOALS BY OPPONENT, SERIES**  
1 - 12x, last, Roope Hintz, 2023 First Round vs. DAL

**MOST SHORT-HANDED GOALS, GAME**  
1 - 8x, last, Luke Kunin, 8/4/20 in 4-3 loss at VAN (QR-Game 2)

**MOST SHORT-HANDED GOALS BY OPPONENT, GAME**  
1 - 12x, last, Roope Hintz, 4/19/23 in 7-3 loss at DAL (R1-Game 2)

**MOST SHORT-HANDED GOALS, PERIOD**  
1 - 8x, last, Zach Parise, Luke Kunin, 8/4/20 in 1st of 4-3 loss at VAN (QR-Game 2)

**MOST SHORT-HANDED GOALS BY OPPONENT, PERIOD**  
1 - 12x, last, Roope Hintz, 4/19/23 in 1st of 7-4 loss vs. DAL (R1-Game 2)

### GAME-WINNING GOALS

**MOST GAME-WINNING GOALS, CAREER**  
3 - Nino Niederreiter, 2013-16

**MOST GAME-WINNING GOALS, SEASON**  
2 - 4x, last, Kirill Kaprizov, 2022

**MOST GAME-WINNING GOALS, SERIES**  
2 - 2x, last, Kirill Kaprizov, 2022 First Round vs. STL

**OVERTIME GOALS**

**MOST OVERTIME GOALS, CAREER**  
1 - 10x, last, 2023, Ryan Hartman

**MOST OVERTIME GOALS, SEASON**  
1 - 10x, last, 2023, Ryan Hartman

**MOST OVERTIME GOALS, SERIES**  
1 - 10x, last, 2023, Ryan Hartman, 2023 First Round vs. DAL

**SHOTS ON GOAL**

**MOST SHOTS ON GOAL, CAREER**  
121 - 2x, Mikko Koivu, 2006-20 & Zack Parise, 2012-21

**By Defenseman:**  
97 - Jared Spurgeon, 2012-23

**MOST SHOTS ON GOAL, SEASON**  
52 - Marian Gaborik, 2003

**By Defenseman:**  
30 - Andrei Zyuzin, 2003

**MOST SHOTS ON GOAL, GAME**  
9 - Marian Gaborik, 4/14/08 at COL (R1-Game 3)

**By Defenseman:**  
7 - Ryan Suter, 4/16/17 at STL (R1-Game 3)

**MOST SHOTS ON GOAL BY OPPONENT, GAME**  
8 - 4x, last, Patrick Sharp, 5/3/13 at CHI (R1-Game 2)

**GAMES PLAYED, GOALTENDER**

**MOST GAMES PLAYED BY GOALTENDER, CAREER**  
26 - Devan Dubnyk, 2014-20

**MOST GAMES PLAYED BY GOALTENDER, SEASON**  
11 - Dwayne Roloson, 2003

**MOST GAMES PLAYED BY GOALTENDER, SERIES**  
7 - Cam Talbot, 2021 First Round vs. VGK

**MINUTES PLAYED**

**MOST MINUTES PLAYED BY GOALTENDER, CAREER**  
1,499 - Devan Dubnyk, 2014-20

**MOST MINUTES PLAYED BY GOALTENDER, SEASON**  
579 - Dwayne Roloson, 2003

**MOST MINUTES PLAYED BY GOALTENDER, SERIES**  
416 - Cam Talbot, 2021 First Round vs. VGK

**MOST MINUTES PLAYED BY GOALTENDER, GAME**  
92:20 - Filip Gustavson, 4/17/23 at DAL (R1-Game 1)

**WINS / LOSSES**

**MOST WINS BY GOALTENDER, CAREER**  
8 - Devan Dubnyk, 2014-20

**MOST LOSSES BY GOALTENDER, CAREER**  
18 - Devan Dubnyk, 2014-20

**MOST WINS BY GOALTENDER, SEASON**  
5 - Dwayne Roloson, 2003

**MOST LOSSES BY GOALTENDER, SEASON**  
6 - 3x, last, Devan Dubnyk, 2015

**MOST WINS BY GOALTENDER, SERIES**  
4 - 2x, last, Devan Dubnyk, 2015 First Round vs. STL

**MOST LOSSES BY GOALTENDER, SERIES**  
4 - 9x, last, Cam Talbot, 2021 First Round vs. VGK



# PLAYOFF RECORD BOOK

# ALL-TIME PLAYOFF SCORING & GOALTENDING



## INDIVIDUAL RECORDS

### SAVES

**MOST SAVES, CAREER**  
640 - Devan Dubnyk, 2014-20

**MOST SAVES, SEASON**  
236 - Devan Dubnyk, 2015

**MOST SAVES, SERIES**  
205 - Cam Talbot, 2021 First Round vs. VGK

**MOST SAVES AGAINST, SERIES**  
211 - Seymon Varlamov, 2014 First Round vs. COL

**MOST SAVES, GAME**  
51 - Filip Gustavsson, 4/17/23 at DAL (R1-Game 1)

**MOST SAVES, GAME (REGULATION)**  
43 - 2x, last, Josh Harding, 5/3/13 at CHI (R1-Game 2)

**MOST SAVES AGAINST, GAME**  
51 - Jake Allen, 4/12/17 vs. STL (R1-Game 1)

**MOST SAVES AGAINST, GAME (REGULATION)**  
40 - Jake Allen, 4/16/17 at STL (R1-Game 3)

**MOST SAVES, PERIOD**  
21 - 2x, last, Cam Talbot, 5/24/21 in 2nd of 4-2 win at VGK (R1-Game 5)

**MOST SAVES AGAINST, PERIOD**  
22 - Seymon Varlamov, 4/21/14 in 1st of 1-0 (OT) win vs. COL (R1-Game 3)

### GOALS ALLOWED

**MOST GOALS ALLOWED BY GOALTENDER, CAREER**  
68 - Devan Dubnyk, 2014-20

**MOST GOALS ALLOWED BY GOALTENDER, SEASON**  
25 - Dwayne Roloson, 2003

**MOST GOALS ALLOWED BY GOALTENDER, SERIES**  
20 - Devan Dubnyk, 2016 First Round vs. DAL

**FEWEST GOALS ALLOWED BY GOALTENDER, SERIES**  
4 - Manny Fernandez, 2003 Conference Final vs. ANA

**MOST GOALS ALLOWED, GAME**  
7 - Marc-Andre Fleury, 4/19/23 at DAL in 7-3 loss (R1-Game 2)

**MOST GOALS ALLOWED, PERIOD**  
4 - 2x, last, Marc-Andre Fleury, 4/19/23 in 2nd of 7-3 loss at DAL (R1-Game 2)

### GOALS-AGAINST AVERAGE

**LOWEST GOALS-AGAINST AVERAGE, CAREER**  
1.96 - Manny Fernandez, 2003

**LOWEST GOALS-AGAINST AVERAGE, SEASON**  
1.86 - Devan Dubnyk, 2017

**LOWEST GOALS-AGAINST AVERAGE, SERIES**  
1.37 - Manny Fernandez, 2003 Conference Final vs. ANA

### SAVE PERCENTAGE

**HIGHEST SAVE PERCENTAGE, CAREER**  
.929 - Manny Fernandez, 2003

**HIGHEST SAVE PERCENTAGE, SEASON**  
.929 - Manny Fernandez, 2003

**HIGHEST SAVE PERCENTAGE, SERIES**  
.943 - Manny Fernandez, 2003 Conference Final vs. ANA

### SHUTOUTS

**MOST SHUTOUTS, CAREER**  
2 - 2x, Devan Dubnyk, 2014-20 & Cam Talbot, 2021

**MOST SHUTOUTS, SEASON**  
2 - Cam Talbot, 2021

**MOST SHUTOUTS, SERIES**  
2 - Cam Talbot, 2021 First Round vs. VGK

PLAYER	GP	G	A	PTS	+/-	PIM	PPG	SHG	GWG	SOG	SH%
Zach Parise	44	16	21	37	-15	24	6	1	1	121	13.2
Jared Spurgeon	67	8	21	29	-19	24	5	0	0	97	8.2
Mikko Koivu	59	11	17	28	-18	38	3	1	2	121	9.1
Jason Pominville	36	9	14	23	-4	6	2	0	1	96	9.4
Marian Gaborik	29	12	10	22	2	18	5	1	1	95	12.6
Mikael Granlund	39	8	13	21	2	4	1	0	2	91	8.8
Nino Niederreiter	39	8	10	18	-7	24	0	0	3	76	10.5
Ryan Suter	49	2	16	18	-21	22	2	0	0	84	2.4
Jonas Brodin	67	2	14	16	-5	18	0	0	0	65	3.1
Charlie Coyle	44	7	8	15	-17	18	1	0	2	85	8.2
Matt Dumba	49	5	10	15	-4	39	2	0	1	81	6.2
Wes Walz	23	7	7	14	6	18	0	2	2	38	18.4
Andrew Brunette	18	7	6	13	-3	4	4	0	1	33	21.2
Erik Haula	24	6	7	13	1	2	0	0	1	53	11.3
Sergei Zholtok	18	2	11	13	-7	0	1	0	0	34	5.9
Mats Zuccarello	23	3	10	13	-6	8	0	0	0	42	7.1
Ryan Hartman	22	4	8	12	-2	29	0	0	2	47	8.5
Kirill Kaprizov	19	10	2	12	-5	18	5	0	2	54	18.5
Joel Eriksson Ek	26	6	4	10	2	12	0	0	1	64	9.4
Pierre-Marc Bouchard	21	4	5	9	-1	4	1	0	1	38	10.5
Kevin Fiala	17	4	5	9	-10	28	2	0	1	56	7.1
Cliff Ronning	17	2	7	9	-3	4	1	0	0	37	5.4
Marco Scandella	39	6	3	9	-1	6	1	1	0	65	9.2
Kyle Brodziak	27	3	5	8	-5	8	0	0	0	36	8.3
Pascal Dupuis	16	4	4	8	0	8	2	0	1	36	11.1
Filip Kuba	18	3	5	8	-8	24	3	0	0	21	14.3
Brian Rolston	11	3	5	8	2	12	0	1	0	54	5.6
Eric Staal	14	2	6	8	-4	4	0	0	0	35	5.7
Jason Zucker	31	4	4	8	-9	6	0	0	1	63	6.3
Pavol Demitra	11	2	5	7	-1	2	1	0	0	24	8.3
Marcus Foligno	28	2	5	7	-4	70	1	0	0	27	7.4
Jordan Greenway	22	3	4	7	1	16	0	0	1	22	13.6
Dany Heatley	11	1	5	6	6	4	0	0	0	9	11.1
Richard Park	18	3	3	6	-2	4	0	0	1	26	11.5
Matt Cooke	13	0	5	5	2	12	0	0	0	12	0
Matt Cullen	10	1	4	5	-2	4	0	0	0	12	8.3
Darby Hendrickson	17	2	3	5	1	4	0	0	1	22	9.1
Gustav Nyquist	6	0	5	5	4	2	0	0	0	9	0
Jeremy Stevenson	14	0	5	5	0	12	0	0	0	17	0
Matt Boldy	12	1	3	4	-6	8	0	0	0	37	2.7
Justin Fontaine	19	2	2	4	-1	4	0	0	1	21	9.5
Frederick Gaudreau	12	4	0	4	-1	4	2	0	0	28	14.3
John Klingberg	4	1	3	4	2	0	0	0	0	8	12.5
Antti Laaksonen	16	1	3	4	-3	4	0	0	0	25	4
Willie Mitchell	18	1	3	4	5	14	0	0	0	18	5.6
Clayton Stoner	14	1	3	4	3	26	0	0	0	13	7.7
Thomas Vanek	10	0	4	4	-7	2	0	0	0	19	0
Brent Burns	11	0	3	3	1	20	0	0	0	29	0
Jake Middleton	12	0	3	3	4	10	0	0	0	16	0
Matt Moulson	10	1	2	3	0	4	0	0	0	21	4.8
Petteri Nummelin	7	1	2	3	0	0	1	0	0	15	6.7
Nate Prosser	25	0	3	3	-6	30	0	0	0	15	0
Nico Sturm	9	2	1	3	0	0	0	0	0	7	28.6
Keith Carney	11	1	1	2	3	4	0	0	1	3	33.3
Cal Clutterbuck	5	1	1	2	0	4	0	0	0	11	9.1
Jim Dowd	15	0	2	2	-1	0	0	0	0	24	0
Todd Fedoruk	6	1	1	2	-2	16	1	0	0	5	20
Kurtis Foster	3	0	2	2	0	0	0	0	0	5	0
Marcus Johansson	9	2	0	2	-6	0	1	0	1	15	13.3
Luke Kunin	4	2	0	2	0	2	1	1	0	6	33.3
Jason Marshall	15	1	1	2	-1	16	0	0	1	12	8.3
Nick Schultz	24	0	2	2	2	10	0	0	0	9	0
Nick Seeler	5	0	2	2	1	7	0	0	0	5	0
Lubomir Sekeras	15	1	1	2	-2	6	1	0	1	13	7.7
Sam Steel	5	1	1	2	1	2	0	0	0	6	16.7
Chris Stewart	13	0	2	2	-3	2	0	0	0	11	0
Calen Addison	3	0	1	1	-1	0	0	0	0	0	0
Nick Bjugstad	6	1	0	1	0	2	0	0	0	11	9.1
Derek Boogaard	10	0	1	1	-1	44	0	0	0	1	0
Martin Hanzal	5	1	0	1	-2	0	0	0	0	10	10
Kim Johnsson	10	0	1	1	-2	20	0	0	0	16	0
David Jones	6	0	1	1	0	0	0	0	0	3	0
Dmitry Kulikov	2	0	1	1	-4	2	0	0	0	1	0



# ALL-TIME PLAYOFF SCORING & GOALTENDING

# ALL-TIME PLAYOFF LEADERS



PLAYER	GP	G	A	PTS	+/-	PIM	PPG	SHG	GWG	SOG	SH%
Cody McCormick	13	1	0	1	1	14	0	0	0	6	16.7
<b>Jon Merrill</b>	<b>8</b>	<b>0</b>	<b>1</b>	<b>1</b>	<b>-5</b>	<b>2</b>	<b>0</b>	<b>0</b>	<b>0</b>	<b>10</b>	<b>0</b>
Torrey Mitchell	5	1	0	1	-4	0	0	0	0	8	12.5
Mark Parrish	6	1	0	1	2	0	0	0	0	14	7.1
Chris Porter	6	1	0	1	0	0	0	0	0	4	25
Jordan Schroeder	5	1	0	1	-1	0	0	0	0	7	14.3
Devin Setoguchi	5	1	0	1	-2	0	0	0	0	12	8.3
James Sheppard	6	0	1	1	-1	4	0	0	0	4	0
Oskar Sundqvist	1	1	0	1	2	0	0	0	0	3	33.3
Aaron Voros	5	1	0	1	-1	16	0	0	0	10	10
Daniel Winnik	5	0	1	1	0	5	0	0	0	6	0
Andrei Zyuzin	18	0	1	1	-3	14	0	0	0	30	0
Keith Ballard	3	0	0	0	-2	0	0	0	0	2	0
Matt Bartkowski	1	0	0	0	0	0	0	0	0	2	0
Eric Belanger	6	0	0	0	-1	4	0	0	0	9	0
Sean Bergenheim	3	0	0	0	-2	0	0	0	0	1	0
Brad Bombardir	4	0	0	0	-1	0	0	0	0	1	0
Nick Bonino	7	0	0	0	-3	0	0	0	0	5	0
Brad Brown	11	0	0	0	-1	16	0	0	0	0	0
Ryan Carter	3	0	0	0	-1	10	0	0	0	1	0
Ian Cole	7	0	0	0	-1	6	0	0	0	7	0
Zac Dalpe	3	0	0	0	-1	0	0	0	0	0	0
Nicolas Deslauriers	5	0	0	0	-3	0	0	0	0	2	0
<b>Connor Dewar</b>	<b>7</b>	<b>0</b>	<b>0</b>	<b>0</b>	<b>-2</b>	<b>0</b>	<b>0</b>	<b>0</b>	<b>0</b>	<b>7</b>	<b>0</b>
Ryan Donato	2	0	0	0	1	2	0	0	0	1	0
<b>Brandon Duhaime</b>	<b>12</b>	<b>0</b>	<b>0</b>	<b>0</b>	<b>-4</b>	<b>12</b>	<b>0</b>	<b>0</b>	<b>0</b>	<b>12</b>	<b>0</b>
Tyler Ennis	1	0	0	0	-1	0	0	0	0	1	0
<b>Brock Faber</b>	<b>6</b>	<b>0</b>	<b>0</b>	<b>0</b>	<b>3</b>	<b>0</b>	<b>0</b>	<b>0</b>	<b>0</b>	<b>2</b>	<b>0</b>
Justin Falk	4	0	0	0	-3	2	0	0	0	0	0
Christian Folin	2	0	0	0	-2	2	0	0	0	1	0
Matt Foy	1	0	0	0	0	0	0	0	0	0	0
Kurtis Gabriel	4	0	0	0	0	0	0	0	0	2	0
Alex Galchenyuk	4	0	0	0	-2	4	0	0	0	4	0
Tom Gilbert	5	0	0	0	-2	2	0	0	0	0	0
<b>Alex Goligoski</b>	<b>4</b>	<b>0</b>	<b>0</b>	<b>0</b>	<b>-3</b>	<b>2</b>	<b>0</b>	<b>0</b>	<b>0</b>	<b>2</b>	<b>0</b>
Adam Hall	3	0	0	0	0	7	0	0	0	2	0
Sean Hill	5	0	0	0	-2	4	0	0	0	1	0
Brad Hunt	4	0	0	0	-1	2	0	0	0	7	0
Matt Johnson	12	0	0	0	0	25	0	0	0	2	0
Tyson Jost	6	0	0	0	0	4	0	0	0	9	0
Zenon Konopka	2	0	0	0	-2	0	0	0	0	2	0
Jordan Leopold	9	0	0	0	-3	0	0	0	0	7	0
Bill Muckalt	5	0	0	0	-3	0	0	0	0	4	0
Ryan Murphy	1	0	0	0	0	0	0	0	0	2	0
Benoit Pouliot	1	0	0	0	1	0	0	0	0	2	0
Branko Radivojevic	7	0	0	0	-1	2	0	0	0	11	0
Victor Rask	7	0	0	0	-2	0	0	0	0	7	0
Kyle Rau	2	0	0	0	-1	0	0	0	0	2	0
Ryan Reaves	6	0	0	0	-1	14	0	0	0	2	0
Erik Reitz	2	0	0	0	-1	0	0	0	0	0	0
Mike Rupp	4	0	0	0	-3	12	0	0	0	2	0
Chris Simon	2	0	0	0	-1	0	0	0	0	0	0
Martin Skoula	11	0	0	0	1	4	0	0	0	8	0
Wyatt Smith	4	0	0	0	0	0	0	0	0	2	0
Carson Soucy	12	0	0	0	-7	2	0	0	0	6	0
Jarret Stoll	4	0	0	0	-1	4	0	0	0	2	0
Stephane Veilleux	17	0	0	0	-1	35	0	0	0	24	0
Ryan White	3	0	0	0	0	4	0	0	0	2	0
Todd White	4	0	0	0	-1	0	0	0	0	6	0

GOALTENDER	GP	W	L	SA	SV	SV%	GA	GAA	MIN
Devan Dubnyk	26	8	18	708	640	0.904	68	2.72	1499
Niklas Backstrom	11	3	8	315	287	0.911	28	2.55	658
Dwayne Roloson	11	5	6	257	232	0.903	25	2.59	578
Ilya Bryzgalov	9	3	6	182	161	0.885	21	2.63	479
Manny Fernandez	9	3	4	253	235	0.929	18	1.96	552
Darcy Kuemper	9	3	1	169	154	0.911	15	2.13	421
Cam Talbot	8	3	5	248	227	0.915	21	2.66	474
<b>Marc-Andre Fleury</b>	<b>7</b>	<b>2</b>	<b>4</b>	<b>196</b>	<b>174</b>	<b>0.888</b>	<b>22</b>	<b>3.54</b>	<b>373</b>
Josh Harding	6	1	4	146	134	0.918	12	2.72	265
<b>Filip Gustavsson</b>	<b>5</b>	<b>2</b>	<b>3</b>	<b>151</b>	<b>139</b>	<b>0.921</b>	<b>12</b>	<b>2.33</b>	<b>309</b>
Alex Stalock	5	1	3	132	119	0.902	13	2.73	285

## GAMES

1. Jonas Brodin	67
<b>Jared Spurgeon</b>	<b>67</b>
3. Mikko Koivu	59
4. Matt Dumba	49
Ryan Suter	49
5. Charlie Coyle	44
Zach Parise	44

## GOALS

1. Zach Parise	16
2. Marian Gaborik	12
3. Mikko Koivu	11
<b>4. Kirill Kaprizov</b>	<b>10</b>
5. Jason Pominville	9
<b>6. Jared Spurgeon</b>	<b>8</b>
Mikael Granlund	8
Nino Niederreiter	8

## ASSISTS

1. Jared Spurgeon	21
Zach Parise	21
3. Mikko Koivu	17
4. Ryan Suter	16
<b>5. Jonas Brodin</b>	<b>14</b>
Jason Pominville	14
7. Mikael Granlund	13

## POINTS

1. Zach Parise	37
<b>2. Jared Spurgeon</b>	<b>29</b>
3. Mikko Koivu	28
4. Jason Pominville	23
5. Marian Gaborik	22
6. Mikael Granlund	21
7. Nino Niederreiter	18
Ryan Suter	18

## PLUS/MINUS

1. Dany Heatley	6
Wes Walz	6
3. Willie Mitchell	5
4. Keith Carney	3
<b>Jake Middleton</b>	<b>3</b>

## PENALTY MINUTES

1. Marcus Foligno	70
2. Derek Boogaard	44
3. Matt Dumba	39
4. Mikko Koivu	38
5. Stephane Veilleux	35
6. Nate Prosser	30
<b>7. Ryan Hartman</b>	<b>29</b>
8. Kevin Fiala	28
9. Clayton Stoner	26
10. Matt Johnson	25

## POWER-PLAY GOALS

1. Zach Parise	6
<b>2. Jared Spurgeon</b>	<b>5</b>
Marian Gaborik	5
<b>Kirill Kaprizov</b>	<b>5</b>
5. Andrew Brunette	4
6. Mikko Koivu	3
Filip Kuba	3
8. Matt Dumba	2
Pascal Dupuis	2
Kevin Fiala	2
<b>Frederick Gaudreau</b>	<b>2</b>
Jason Pominville	2
Ryan Suter	2

## SHORT-HANDED GOALS

1. Wes Walz	2
2. Marian Gaborik	1
Mikko Koivu	1
Luke Kunin	1
Zach Parise	1
Brian Rolston	1
Marco Scandella	1

## GAME-WINNING GOALS

1. Nino Niederreiter	3
<b>2. Kirill Kaprizov</b>	<b>2</b>
Charlie Coyle	2
Mikael Granlund	2
<b>Ryan Hartman</b>	<b>2</b>
Mikko Koivu	2
Wes Walz	2
8. 19 Players Tied	1

## OVERTIME GOALS

1. Joel Eriksson Ek	1
Pierre-Marc Bouchard	1
Andrew Brunette	1
Keith Carney	1
Mikael Granlund	1
<b>Ryan Hartman</b>	<b>1</b>
Mikko Koivu	1
Nino Niederreiter	1
Richard Park	1
Jason Zucker	1

## SHOTS ON GOAL

1. Mikko Koivu	121
Zach Parise	121
<b>3. Jared Spurgeon</b>	<b>97</b>
4. Jason Pominville	96
5. Marian Gaborik	95
6. Mikael Granlund	91

## GAMES PLAYED (GOALTENDERS)

1. Devan Dubnyk	26
2. Niklas Backstrom	11
Dwayne Roloson	11
4. Ilya Bryzgalov	9
Manny Fernandez	9
Darcy Kuemper	9
7. Cam Talbot	8
<b>8. Marc-Andre Fleury</b>	<b>7</b>

## GAMES STARTED (GOALTENDERS)

1. Devan Dubnyk	26
2. Niklas Backstrom	11
Dwayne Roloson	11
4. Ilya Bryzgalov	8
Cam Talbot	8
6. Manny Fernandez	7
<b>7. Marc-Andre Fleury</b>	<b>6</b>

## GOALS-AGAINST AVERAGE

1. Manny Fernandez	1.96
2. Darcy Kuemper	2.13
<b>3. Filip Gustavsson</b>	<b>2.33</b>
4. Niklas Backstrom	2.55
5. Dwayne Roloson	2.59
6. Ilya Bryzgalov	2.63
7. Cam Talbot	2.66
8. Devan Dubnyk	2.72
Josh Harding	2.72



# ALL-TIME PLAYOFF LEADERS

# PLAYOFF FIRSTS



## WINS

1. Devan Dubnyk	8
2. Dwayne Roloson	5
3. Cam Talbot	3
Niklas Backstrom	3
Ilya Bryzgalov	3
Manny Fernandez	3
Darcy Kuemper	3
8. <b>Marc-Andre Fleury</b>	2
Filip Gustavsson	2

## LOSSES

1. Devan Dubnyk	18
2. Niklas Backstrom	8
3. Ilya Bryzgalov	6
Dwayne Roloson	6
5. Cam Talbot	5
6. Manny Fernandez	4
Josh Harding	4
Marc-Andre Fleury	4

## SAVES

1. Devan Dubnyk	640
2. Niklas Backstrom	287
3. Manny Fernandez	235
4. Dwayne Roloson	232
5. Cam Talbot	227
6. <b>Marc-Andre Fleury</b>	174
7. Ilya Bryzgalov	161
8. Darcy Kuemper	154

## SHOTS FACED

1. Devan Dubnyk	708
2. Niklas Backstrom	315
3. Dwayne Roloson	257
4. Manny Fernandez	253
5. Cam Talbot	248
6. <b>Marc-Andre Fleury</b>	196
7. Ilya Bryzgalov	182
8. Darcy Kuemper	169

## SAVE PERCENTAGE

1. Manny Fernandez	.929
2. <b>Filip Gustavsson</b>	.921
3. Josh Harding	.918
4. Cam Talbot	.915
5. Niklas Backstrom	.911
Darcy Kuemper	.911
7. Devan Dubnyk	.904
8. Dwayne Roloson	.903

## MINUTES PLAYED

1. Devan Dubnyk	1,499
2. Niklas Backstrom	658
3. Dwayne Roloson	578
4. Manny Fernandez	552
5. Ilya Bryzgalov	479
6. Cam Talbot	474
7. Darcy Kuemper	421
8. <b>Marc-Andre Fleury</b>	373

## SHUTOUTS

1. Cam Talbot	2
Devan Dubnyk	2
3. Ilya Bryzgalov	1
Darcy Kuemper	1
Alex Stalock	1

## FIRST GAME

Home: vs. COL, 4/14/03  
Road: at COL, 4/10/03

## FIRST WIN

Home: vs. COL (3-2 OT), 04/21/03  
Road: at COL (4-2), 4/10/03

## FIRST OT WIN

Home: vs. COL (3-2 OT), 4/21/03  
Road: at COL (3-2 OT), 4/22/03

## FIRST OT LOSS

Home: vs. VAN (3-2 OT), 5/2/03  
Road: at VAN (4-3 OT), 4/25/03

## FIRST LOSS

Home: vs. COL (3-0), 4/14/03  
Road: at COL (3-2), 4/12/03

## FIRST SHUTOUT FOR

Home: vs. COL (1-0 OT), 4/21/14  
Road: at STL (2-0), 4/19/17

## FIRST SHUTOUT AGAINST

Home: vs. COL (3-0, Roy), 4/14/03  
Road: at ANA (4-0, Giguere), 5/14/03

## FIRST GOAL

Home: Marian Gaborik, 17:20 of 3rd per., vs. COL (3-1 loss), 4/16/03  
Road: Filip Kuba, 5:33 of 2nd per., at COL (4-2 win), 4/10/03

## FIRST ASSISTS

Home: Cliff Ronning, Sergei Zholtok, 17:20 of 3rd per., vs. COL (3-1 loss), 4/16/03  
Road: Andrew Brunette, Sergei Zholtok, 5:33 of 2nd per., at COL (4-2 win), 4/10/03

## FIRST GAME-WINNING GOAL

Home: Richard Park, 4:22 of OT, vs. COL (3-2 OT win), 4/21/03  
Road: Wes Walz, 9:53 of 2nd, at COL (4-2 win), 4/10/03

## FIRST OT GOAL

Home: Richard Park, 4:22 of OT, vs. COL (3-2 OT win), 4/21/03  
Road: Andrew Brunette, 3:25 of OT, at Colorado (3-2 OT win), 4/22/03

## FIRST WIN

Home: Manny Fernandez, vs. COL (3-2 OT win), 4/21/03  
Road: Dwayne Roloson, at COL (4-2 win), 4/10/03

## FIRST LOSS

Home: Dwayne Roloson, vs. COL (3-0 loss), 4/14/03  
Road: Dwayne Roloson, at COL (3-2 loss), 4/12/03

## FIRST POWER-PLAY GOAL

Home: Marian Gaborik, 17:20 of 3rd per., vs. COL (3-1 loss), 4/16/03

Road: Filip Kuba, 5:33 of 2nd per., at COL (4-2 win), 4/10/03

## FIRST SHORT-HANDED GOAL

Home: Zach Parise, 7:14 of 1st, vs. STL (4-1 win), 4/26/15  
Road: Wes Walz, 8:09 of 1st, at COL (3-2 loss), 4/12/03

## FIRST EMPTY-NET GOAL

Home: Jason Pominville, 18:34 of 3rd vs. COL (5-2 win), 4/28/14  
Road: Mikael Granlund, 18:47 of 3rd, at STL (4-2 win), 4/16/15

## FIRST PENALTY SHOT

Home: None  
Road: None

## FIRST PENALTY SHOT AGAINST

Home: Ryan Smyth, missed, 17:33 of 3rd vs. COL (3-2 OT loss), 4/9/08  
Road: None

## FIRST PENALTY

Home: Jason Marshall (cross check), 7:32 of 1st vs. COL (3-0 loss), 4/14/03  
Road: Andrew Brunette (hooking), 2:54 of 2nd, at COL (4-2 win), 4/10/03

## FIRST MINOR PENALTY

Home: Jason Marshall (cross check), 7:32 of 1st, vs. COL (3-0 loss), 4/14/03  
Road: Andrew Brunette (hooking), 2:54 of 2nd, at COL (4-2 win), 4/10/03

## FIRST MAJOR PENALTY

Home: Matt Johnson (fighting), 0:07 of 1st, vs. VAN(3-2 loss), 4/29/03  
Road: Brent Burns (fighting), 11:38 of 1st, vs. ANA (3-2 loss), 4/13/07

## FIRST MISCONDUCT PENALTY

Home: Clayton Stoner & Nate Prosser, 20:00 of 3rd, vs. COL (5-2 win), 4/28/14  
Road: Willie Mitchell, Brad Brown & Matt Johnson, 20:00 of 3rd per., at Vancouver (3-2 win), 4/27/03

## GOALTENDING

### FIRST SHUTOUT

Home: Darcy Kuemper, vs. COL (1-0 OT win), 4/21/14  
Road: Devan Dubnyk, at STL (2-0 win), 4/19/17

### FIRST PENALTY SHOT FACED

Home: Niklas Backstrom, vs. Ryan Smyth (COL); miss (3-2 OT loss), 4/9/08  
Road: None

## FIRST PP ATTEMPT

Home: 10:02 of 1st, vs. COL, 4/14/03  
Road: 4:38 of 2nd, at COL, 4/10/03

## FIRST PENALTY KILL

Home: 13:42 of 1st, vs. COL, 4/14/03  
Road: 2:54 of 2nd, at COL, 4/10/03

## FIRST TWO-GOAL GAME

Home: Richard Park, vs. COL, 4/21/03  
Road: Wes Walz, at VAN, 4/25/03

## FIRST HAT TRICK

Home: Kirill Kaprizov, vs. STL, 5/4/22  
Road: None

## FIRST TWO-ASSIST GAME

Home: Marian Gaborik (2a), vs. COL (3-2 OT win), 4/21/03  
Road: Darby Hendrickson (2a), at COL (3-2 loss), 4/12/03

## FIRST THREE-ASSIST GAME

Home: Cliff Ronning (3a), vs. VAN (5-1 win), 5/7/03  
Road: Kyle Brodziak (3a), at COL (5-4 OT win), 4/30/14

## FIRST TWO-POINT GAME

Home: Marian Gaborik (1g-2a); Richard Park (2g-0a), vs. COL, 4/21/03  
Road: Andrew Brunette (1g-1a), at COL (4-2 win), 4/10/03

## FIRST THREE-POINT GAME

Home: Marian Gaborik (1g-2a), vs. COL, 4/21/03  
Road: Andrew Brunette (1g-2a), at COL, 4/22/03

## FIRST FOUR-POINT GAME

Home: Zach Parise (2g-2a), vs. COL, 4/28/14  
Road: None

## FIRST POINT

Home: None  
Road: Niklas Backstrom, at ANA, 4/19/07

## FIRST PENALTY

Home: Dwayne Roloson (tripping), 8:35 of 1st, vs. ANA (2-0 loss), 5/12/03  
Road: Dwayne Roloson (roughing), 20:00 of 2nd, at VAN (7-2 win), 5/5/03

**We'll make  
the assist  
so you  
can make  
your goal**

**#GoWild #OurIce**

**FULFILLMENT, PROMOTIONS & PRINTING**



[pointbsolutions.com](https://pointbsolutions.com)



**THE  
NHL**

**2023-2024**







# NHL DIRECTORY

# ALL-TIME RECORD vs. OPPONENTS



**GARY BETTMAN**

**NHL NEW YORK**  
One Manhattan West,  
395 Ninth Avenue  
New York, NY 10001  
Phone: 212.789.2000  
Fax: 212.789.2020



**NHL MONTREAL**  
1800 McGill College Avenue,  
Suite 2600  
Montreal, Quebec H3A 3J6  
Phone: 514.841.9220



**WILLIAM DALY**

**NHL TORONTO**  
50 Bay Street, 11th Floor  
Toronto, Ontario M5J 2X8  
Phone: 416.359.7900  
Fax: 416.981.2779

## 2023-24 NATIONAL HOCKEY LEAGUE DIRECTORY

### EXECUTIVE

Commissioner ..... Gary B. Bettman  
Deputy Commissioner..... William Daly  
Senior Executive Vice President of Hockey Operations..... Colin Campbell

### COMMUNICATIONS

Senior Executive Vice President..... Gary Meagher  
Executive Vice President..... John Dellapina  
Vice President, Corporate Communications ..... Jennifer Neziol  
Senior Director ..... Greg Inglis  
Senior Director, Corporate Communications..... Nirva Milord  
Senior Director..... Jennifer Moad  
Senior Director..... Julie Young  
Director ..... Josh Bernstein  
Director ..... Jasmine Ghafour  
Director ..... Brad Klein  
Delia Brengel..... Coordinator

### STATISTICS & INFORMATION

NHL Stats and Information..... @PR\_NHL  
Group Vice President..... Russell Levine  
Director ..... Trevor Bjergso  
Director ..... Brendon Crossman  
Manager, Graphic Designer..... Mitch Donais  
Motion Designer/Video Editor ..... Michael Novales  
Senior Manager..... Nick Carafa  
Senior Manager..... Stuart McComish  
Senior Manager..... Scott Rodgers  
Manager..... Mike Biergard  
Manager..... John Burd  
Manager..... Sara Campbell  
Manager..... Nicole Dawe

### EVENT COMMUNICATIONS & PLAYER DEVELOPMENT

Executive Vice President..... Jamey Horan  
Vice President ..... Chris Wojcik  
Director ..... Jeff Day  
Senior Manager..... David Keon  
Manager..... Bob Crawford  
Manager..... Sam Gilbert  
Coordinator..... Emily Campbell  
Assistant..... Chloe Bleyer

OPP	OVERALL								HOME								AWAY							
	GP	W	L	OT	GF	GA	PTS	GP	W	L	OT	GF	GA	PTS	GP	W	L	OT	GF	GA	PTS			
ANA	82	44	31	7	210	189	95	40	22	12	6	104	90	50	42	22	19	1	106	99	45			
ARI	83	47	27	9	237	199	103	41	24	12	5	119	90	53	42	23	15	4	118	109	50			
BOS	30	16	9	5	76	74	37	15	7	5	3	32	37	17	15	9	4	2	44	37	20			
BUF	29	15	9	5	90	71	35	14	5	6	3	36	35	13	15	10	3	2	54	36	22			
CAR	32	15	10	7	88	92	37	18	11	3	4	60	52	26	14	4	7	3	28	40	11			
CBJ	64	32	22	10	157	150	74	33	21	7	5	92	75	47	31	11	15	5	65	75	27			
CGY	101	42	43	16	228	230	100	51	25	16	10	121	106	60	50	17	27	6	107	124	40			
CHI	85	51	29	5	238	214	107	43	28	12	3	122	105	59	42	23	17	2	116	109	48			
COL	121	59	50	12	318	337	130	61	33	23	5	169	164	71	60	26	27	7	149	173	59			
DAL	87	37	37	13	228	260	87	42	24	13	5	123	94	53	45	13	24	8	105	166	34			
DET	65	24	29	12	171	201	60	32	13	10	9	87	82	35	33	11	19	3	84	119	25			
EDM	100	60	30	10	279	227	130	50	32	15	3	144	109	67	50	28	15	7	135	118	63			
FLA	31	18	9	4	97	70	40	15	10	2	3	49	26	23	16	8	7	1	48	44	17			
LA	82	41	26	15	205	207	97	41	23	10	8	109	97	54	41	18	16	7	96	110	43			
MTL	29	19	7	3	93	70	41	14	11	2	1	56	34	23	15	8	5	2	37	36	18			
NJ	29	12	9	8	81	84	32	14	6	4	4	45	39	16	15	6	5	4	36	45	16			
NSH	85	36	37	12	223	242	84	42	22	15	5	132	119	49	43	14	22	7	91	123	35			
NYI	31	18	11	2	96	84	38	16	10	4	2	52	46	22	15	8	7	0	44	38	16			
NYR	32	14	14	4	96	94	32	17	8	7	2	54	51	18	15	6	7	2	42	43	14			
OTT	29	15	10	4	87	83	34	15	8	5	2	49	44	18	14	7	5	2	38	39	16			
PHI	30	12	15	3	68	86	27	14	7	5	2	35	34	16	16	5	10	1	33	52	11			
PIT	31	14	15	2	91	95	30	15	6	7	2	44	46	14	16	8	8	0	47	49	16			
SEA	6	4	2	0	17	14	8	3	2	1	0	11	8	4	3	2	1	0	6	6	4			
SJ	82	37	36	9	210	228	83	40	20	15	5	98	102	45	42	17	21	4	112	126	38			
STL	92	40	33	19	241	250	99	47	25	14	8	134	112	58	45	15	19	11	107	138	41			
TB	32	20	8	4	94	72	44	16	14	2	0	56	32	28	16	6	6	4	38	40	16			
TOR	28	13	14	1	61	73	27	13	8	5	0	31	28	16	15	5	9	1	30	45	11			
VAN	100	48	37	15	271	262	111	51	27	18	6	151	127	60	49	21	19	9	120	135	51			
VGK	22	12	6	4	64	59	28	11	7	1	3	35	24	17	11	5	5	1	29	35	11			
WPG	52	29	18	5	154	141	63	27	17	7	3	82	60	37	25	12	11	2	72	81	26			
WSH	29	14	13	2	70	75	30	15	9	5	1	42	41	19	14	5	8	1	28	34	11			



# ANAHEIM DUCKS

## TEAM INFORMATION

**Home Ice (Cap., Built)**.....Honda Center (17,174, 1993)  
**Mailing Address**.....2695 E. Katella Ave.  
 Anaheim, CA 92806  
**Telephone**.....714.940.2900  
**Website**.....anaheimducks.com  
**Twitter**.....@AnaheimDucks  
**Founded**.....1993-94  
**Stanley Cup Titles**.....2007  
**Colors**.....Black, Gold, Orange and Silver

## DIRECTORY

**Owners**.....Henry & Susan Samuelli  
**Chairman of the Board**.....Michael Schulman  
**Chief Executive Officer**.....Tim Ryan  
**Executive Vice President/General Manager**.....Pat Verbeek  
**Head Coach**.....Greg Cronin  
**Assistant Coach**.....Newell Brown  
**Assistant Coach**.....Mike Stothers  
**Assistant Coach**.....Craig Johnson  
**Goaltending Consultant**.....Sudarshan Maharaj

## WILD vs. ANAHEIM DUCKS

2022-23 Wild Record: 3-0-0 (1-0-0 at Xcel Energy Center, 2-0-0 at Anaheim)

All-Time Wild Record: 44-31-7 (22-12-6 at Xcel Energy Center, 22-19-1 at Anaheim) <sup>®</sup>

Date	Opp.	Scoring By Period					Shots By Period					Power Plays	Penalties/Minutes	Game-Winning Goal	Goaltender (Saves-Shots)	Attn.	
		1	2	3	OT	F	1	2	3	OT	T						
	MIN	0	1	3	-	4	15	8	16	-	39	2-6	11-53		Dumba (2)		
11/9	ANA	0	1	0	-	1	12	13	7	-	32	0-4	15-57		Gibson (35-39)	14,803	
	ANA	1	2	1	0	4	12	10	9	2	33	2-3	4-8		Gibson (45-49)		
12/3	MIN	2	0	2	0	5	11	16	20	2	49	1-2	4-8		Gustavsson (29-33)	17,822	
	MIN	0	1	3	-	4	9	14	19	-	42	1-6	3-6	Boldy (3)	Fleury (21-22)		
12/21	ANA	0	1	0	-	1	4	12	6	-	22	0-2	8-24		Dostal (38-41)	14,961	
TOTALS		1	2	3	OT	F	1	2	3	OT	T	Plays (%)	Minutes		Goaltenders (Record, Saves-Shots)		
	ANA	1	4	1	0	6	28	35	22	2	87	2-9 (22.2)	27-89		Gibson (0-1-1, 80-88); Dostal (0-1-0, 38-41)		
	MIN	2	2	8	0	12	35	38	55	2	130	4-14 (28.6)	18-67		Gustavsson (2-0-0, 60-65); Fleury (1-0-0, 21-22)		

## SERIES NOTES

**2022-23:** The Wild went 3-0-0 in the season series...Minnesota earned a 4-1 victory in the series opening game at Honda Center (11/9), tallied a 5-4 shootout victory the second meeting at Xcel Energy Center (12/3) and won the series finale 4-1 at Honda Center (12/21)...**LW Matt Boldy** led the Wild with five points (1-4=5)...**C Joel Eriksson Ek** (2-2=4) and **D Calen Addison** (1-3=4) had four points each...**C Connor Dewar** (2-1=3), **C Mason Shaw** (0-3=3) and **LW Kirill Kaprizov** (3-0=3) all recorded three points...**G Filip Gustavsson** went 2-0-0 in two starts with a 2.40 GAA and a .923 SV%...**G Marc-Andre Fleury** made 21 saves in the third meeting...**C Mason McTavish** (1-2=3) led Anaheim with three points...**D Dmitry Kulikov** (0-2=2), **RW Troy Terry** (1-1=2), **RW Frank Vatrano** (0-2=2) and **C Trevor Zegras** (1-1=2) had two points each...**G John Gibson** went 0-1-1 in two starts with a 3.87 GAA and a .909 SV%...**G Lukas Dostal** made 38 saves in the third meeting.

**WILD LEADERS:** RW **Mats Zuccarello** leads Minnesota with 25 points (8-17=25) in 29 games vs. Anaheim...**D Alex Goligoski** has 24 points (6-18=24) in 54 games...**D Jared Spurgeon** has 17 points (7-10=17) in 39 contests...**Kaprizov** owns 14 points (4-10=14) in 14 games...**C Ryan Hartman** has 14 points (8-6=14) in 23 games.

**WILD GOALIES:** Fleury is 22-5-0 with a 1.89 GAA, a .931 SV% and three shutouts in 27 career starts against Anaheim...Gustavsson is 2-0-0 with a 2.40 GAA and .923 SV% in two starts against the Ducks.

**DUCKS LEADERS:** C **Adam Henrique** leads Anaheim with 21 points (8-13=21) in 27 contests against the Wild...**D Cam Fowler** (8-7=15 in 43 games) and **RW Jakob Silfverberg** (8-7=15 in 29 games) each own 15 points vs. Minnesota...**C Ryan Strome** has 10 points (1-9=10) in 21 games.

**DUCKS GOALIES:** Gibson is 7-6-4 with a 2.51 GAA, a .925 SV% and three shutouts in 18 starts against the Wild...Stalock is 2-2-1 with a 2.36 GAA and a .908 SV% in five games...Dostal is 0-1-0 in two appearances with a 3.10 GAA and a .926 SV%.

**CONNECTIONS:** Wild Assistant Coach **Bob Woods** served as an assistant coach with Anaheim for two seasons (2012-14)...Assistant Coach **Jason King** skated in four games with Anaheim in 2007-08...**LW Pat Maroon** recorded 79 points (26-53=79) and 249 PIM in 204 games with Anaheim (2011-16)...**Joel Eriksson Ek** and **Ollie Eriksson Ek** are brothers...**LW Nikita Nesterenko** was selected by the Wild in the sixth round (172 overall) in the 2019 NHL Draft...**G Alex Stalock** is a Saint Paul native and played three seasons at the University of Minnesota Duluth (2006-09)...He went 37-30-11 with a 2.77 GAA, a .908 SV% and five shutouts in 89 games (77 starts) with Minnesota (2016-20).

**FAST FACTS:** Minnesota has won the last 13 meetings, the longest winning streak against an opponent in team history...The Wild is 14-1-1 in the last 16 games against Anaheim...The Wild is 11-2-0 in its last 13 games at Honda Center, outscoring Anaheim, 41-21...The Wild has earned points in 23 of its last 33 games played at Xcel Energy Center (20-10-3)...Minnesota was swept by Anaheim in the 2003 Western Conference Final and lost 4-1 in the 2007 First Round.

## 2023-2024 MATCHUPS

Sat.	1/27	Xcel Energy Center	8 p.m.	Tue.	3/19	Honda Center	9 p.m.
Thur.	3/13	Xcel Energy Center	7 p.m.				

# ARIZONA COYOTES



## TEAM INFORMATION

**Home Ice (Cap., Built)**.....Mullett Arena (5,000, 2022)  
**Mailing Address**.....9400 W. Maryland Avenue  
 Glendale, AZ 85305  
**Telephone**.....623.772.3200  
**Website**.....arizonacoyotes.com  
**Twitter**.....@ArizonaCoyotes  
**Founded**.....1979-80 (Relocated from Winnipeg in 1996)  
**Stanley Cup Titles**.....None  
**Colors**.....Black, Brick Red and Desert Sand

## DIRECTORY

**Owner, Chairman and Governor**.....Alex Meruelo  
**President, CEO & Alt. Gov.**.....Xavier A. Gutierrez  
**General Manager**.....Bill Armstrong  
**Head Coach**.....Andre Tourigny  
**Assistant Coach**.....Mario Duhamel  
**Assistant Coach**.....John Madden  
**Assistant Coach**.....Cory Stillman  
**Goaltending Coach**.....Corey Schwab

## WILD vs. ARIZONA COYOTES

2022-23 Wild Record: 2-1-1 (2-0-0 at Xcel Energy Center, 0-1-1 at Arizona)

All-Time Wild Record: 47-27-9 (24-12-5 at Xcel Energy Center, 23-15-4 at Arizona)

Date	Opp.	Scoring By Period					Shots By Period					Power Plays	Penalties/Minutes	Game-Winning Goal	Goaltender (Saves-Shots)	Attn.
		1	2	3	OT	F	1	2	3	OT	T					
	ARI	0	1	2	-	3	5	8	10	-	23	0-2	5-13		Ingram (25-29)	
11/27	MIN	1	1	2	-	4	11	10	8	-	29	1-3	4-19	Boldy (1)	Fleury (25-29)	17,745
	ARI	0	0	1	-	1	8	8	12	-	28	0-1	2-4		Ingram (25-27)	
1/14	MIN	0	2	0	-	2	6	15	6	-	27	1-2	1-2	Gaudreau (2)	Fleury (27-28)	*19,299
	MIN	0	1	1	-	2	5	14	16	-	35	0-4	6-12		Fleury (33-36)	
2/6	ARI	0	1	2	-	3	14	7	15	-	36	1-6	4-8	McBain (2)	Vejmelka (33-35)	4,600
	MIN	2	2	0	0	4	14	12	7	1	34	0-4	6-24		Gustavsson (18-23)	
3/12	ARI	2	1	1	1	5	8	6	6	3	23	1-2	8-28	Keller (4)	Vejmelka (30-34)	4,600
TOTALS		1	2	3	OT	F	1	2	3	OT	T	Plays (%)	Minutes		Goaltenders (Record, Saves-Shots)	
	ARI	2	3	6	1	12	35	29	43	3	110	2-11 (18.2)	15-53		Ingram (0-2-0, 50-56); Vejmelka (2-0-0, 63-69)	
	MIN	3	6	3	0	12	36	51	37	1	125	2-13 (15.4)	12-57		Fleury (2-1-0, 80-87); Gustavsson (0-0-1, 18-23)	

## SERIES NOTES

**2022-23:** The Wild went 2-1-1 in the season series...Minnesota earned a 4-3 victory in the series-opening game at Xcel Energy Center (11/27). Wild won the second game, 2-1, in St. Paul (1/14), lost the third game, 3-2, at Mullett Arena (2/6) and lost a 5-4 overtime game at Arizona (3/12)...**LW Kirill Kaprizov** led Minnesota with five points (2-3=5)...**D Calen Addison** (0-3=3), **C Joel Eriksson Ek** (0-3=3) and **RW Mats Zuccarello** (2-1=3) each had three points...**G Marc-Andre Fleury** was 2-1-0 with a 2.35 GAA and a .920 SV% in three starts for the Wild...**G Filip Gustavsson** led 18 saves in the fourth meeting...**C Barrett Hayton** (2-3=5) and **RW Clayton Keller** (2-3=5) led Arizona with five points each...**D Jakob Chychrun** (2-1=3), **LW Matias Maccelli** (0-3=3), **C Jack McBain** (1-2=3), **RW Brett Ritchie** (1-2=3) and **D Juuso Valimaki** (0-3=3) had three points each...**G Connor Ingram** went 0-2-0 with a 3.07 GAA and a .893 SV% in two starts for the Coyotes...**G Karel Vejmelka** went 2-0-0 with a 2.90 GAA and a .913 SV% in two starts.

**WILD LEADERS:** Zuccarello leads the Wild with 25 points (7-18=25) in 27 games against the Coyotes...**D Jared Spurgeon** has 23 points (6-17=23) in 37 games...**Kaprizov** owns 20 points (9-11=20) in 15 contests...**LW Marcus Foligno** has 17 points (9-8=17) in 27 games.

**WILD GOALIES:** Fleury is 17-10-1 with a 2.16 GAA, a .921 SV% and three shutouts in 30 games (29 starts) against the Coyotes...Gustavsson is 0-1-1 with a 4.38 GAA and a .757 SV% in his two starts against Arizona.

**COYOTES LEADERS:** RW **Jakub Voracek** leads Arizona with 20 points (4-16=20) in 26 games against the Wild...**RW Clayton Keller** has 16 points (7-9=16) in 23 games **C Nick Schmaltz** owns 16 points (3-13=16) in 26 matches.

**COYOTES GOALIES:** Vejmelka is 3-1-0 with a 3.76 GAA and a .891 SV% in four career starts against the Wild...Ingram is 1-2-0 with a 2.72 GAA and a .912 SV% in three career starts against the Wild.

**CONNECTIONS:** D **Alex Goligoski** collected 152 points (28-124=152) in 362 games during five seasons with the Coyotes (2016-21)...**C Nick Bjugstad** is a Minneapolis native and played three seasons at the University of Minnesota (2010-13)...He tallied 30 points (13-17=30) in 101 games in two seasons with the Wild (2020-22)...**C Travis Boyd** is from Hopkins and played four seasons at the University of Minnesota (2011-15)...**C Logan Cooley** played one season at the University of Minnesota (2022-23)...**D Matt Dumba** was selected seventh overall by the Wild in the 2012 NHL Draft and collected 236 points (79-157=236), 399 PIM and a plus-29 rating in 598 games over a span of 10 seasons (2013-2023)...**McBain** was selected by the Wild in the third round (63rd overall) of the 2018 NHL Draft...**LW Jason Zucker** was selected by Minnesota in the second round (59th overall) of the 2010 NHL Draft and collected 243 points (132-111=243) in 456 games in nine seasons (2011-20) with the Wild.

**FAST FACTS:** Minnesota's 47 all-time wins against Arizona are fifth-most against an opponent...The Wild is 11-3-1 against the Coyotes since the start of the 2020 season...Minnesota is 27-7-4 in its last 38 meetings against Arizona, including a 12-game point streak (9-0-3, 1/9/14-2/8/18) - the longest point streak in franchise history vs. an opponent...Minnesota is 10-4-2 in the last 16 games at Arizona...The Wild is 11-2-2 in the last 15 games played in Saint Paul.

## 2023-2024 MATCHUPS

Sat.	1/13	Xcel Energy Center	7 p.m.	Thur.	3/7	Mullett Arena	8 p.m.
Wed.	2/14	Mullett Arena	8:30 p.m.	Tue.	3/12	Xcel Energy Center	7 p.m.



# BOSTON BRUINS

## TEAM INFORMATION

**Home Ice (Cap., Built)**.....TD Garden (17,565, 1995)  
**Mailing Address**.....100 Legends Way  
 Boston, MA 02114  
**Telephone**.....617.624.1900  
**Website**.....bostonbruins.com  
**Twitter**.....@NHLBruins  
**Founded**.....1924-25  
**Stanley Cup Titles**.....6; 1929, 1939, 1941, 1970, 1972, 2011  
**Colors**.....Gold, Black and White

## DIRECTORY

**Owner and Governor**.....Jeremy M. Jacobs  
**CEO & Alternate Governor**.....Charlie Jacobs  
**President & Alternate Governor**.....Cam Neely  
**General Manager**.....Don Sweeney  
**Head Coach**.....Jim Montgomery  
**Assistant Coach**.....John Gruden  
**Assistant Coach**.....Joe Sacco  
**Assistant Coach**.....Chris Kelly  
**Goaltending Coach**.....Bob Essensa

## WILD vs. BOSTON BRUINS

**2022-23 Wild Record: 0-1-1 (0-1-0 at Xcel Energy Center, 0-0-1 at Boston)**  
**All-Time Wild Record: 16-9-5 (7-5-3 at Xcel Energy Center, 9-4-2 at Boston)**

Date	Opp.	Scoring By Period					Shots By Period					Power Plays	Penalties/Minutes	Game-Winning Goal	Goaltender (Saves-Shots)	Attn.
		1	2	3	OT	F	1	2	3	OT	T					
	MIN	1	1	1	0	3	10	7	9	1	27	1-5	5-10		Fleury (39-43)	
10/22	BOS	2	1	0	1	4	12	14	8	9	43	1-5	5-10	Hall (1)	Ullmark (24-27)	17,850
	BOS	1	2	2	-	5	16	15	7	-	38	1-4	6-12	Krejci (2)	Ullmark (29-31)	
3/18	MIN	1	0	1	-	2	9	10	12	-	31	1-5	5-10		Gustavsson (33-37)	*19,329
<b>TOTALS</b>		<b>1</b>	<b>2</b>	<b>3</b>	<b>OT</b>	<b>F</b>	<b>1</b>	<b>2</b>	<b>3</b>	<b>OT</b>	<b>T</b>	<b>Plays (%)</b>	<b>Minutes</b>	<b>Goaltenders (Record, Saves-Shots)</b>		
	BOS	3	3	2	1	9	28	29	15	9	81	2-9 (22.2)	11-22	Ullmark (2-0-0, 53-58)		
	MIN	2	1	1	0	5	19	17	21	-	58	2-10 (20.0)	10-20	Fleury (0-0-1, 39-43); Gustavsson (0-1-0, 33-37)		

## SERIES NOTES

**2022-23:** Minnesota went 0-1-1 against Boston...The Wild lost in overtime, 4-3, to the Bruins in the series-opening game (10/22) in Boston and fell 5-2 at Xcel Energy Center (3/18)...D Jared Spurgeon (1-1=2), RW Mats Zuccarello (0-2=2), LW Matt Boldy (1-1=2) and LW Marcus Johansson (1-1=2) had two points each...G Marc-Andre Fleury saved 39 of 43 shots faced in the first contest...G Filip Gustavsson stopped 33 shots in the second meeting...RW David Pastrnak led Boston with four points (2-2=4)...LW Taylor Hall (1-2=3), C David Krejci (1-2=3) and LW Brad Marchand (0-3=3) all had three points...G Linus Ullmark went 2-0-0 with a 2.40 GAA and a .914 SV%.

**WILD LEADERS:** LW Marcus Johansson leads the Wild with 19 points (8-11=19) in 30 games against Boston...Zuccarello owns 15 points (3-12=15) in 22 games...LW Pat Maroon has 11 points (7-4=11) in 23 games...LW Marcus Foligno owns 10 points (2-8=10) in 28 games.

**WILD GOALIES:** Fleury is 12-9-7 with a 2.52 GAA, a .918 SV% and two shutouts in 29 games (28 starts) against the Bruins...Gustavsson is 0-1-0 with a 4.14 GAA and a .892 SV%.

**BRUINS LEADERS:** D Kevin Shattenkirk leads the Bruins with 23 points (4-19=23) in 45 games against the Wild...Marchand has 18 points (8-10=18) in 17 contests...D Hampus Lindholm owns 13 points (3-10=13) in 26 games...Patrnak has 11 points (5-6=11) in 12 games.

**BRUINS GOALIES:** Ullmark is 5-1-0 with a 2.61 GAA and a .919 SV% in six starts vs. Minnesota...G Jeremy Swayman is 0-2-0 with a 3.06 GAA and a .905 SV% in two starts.

**CONNECTIONS:** Minnesota Wild General Manager Bill Guerin skated in 142 games with Boston, collecting 129 points (69-60=129) and 213 PIM in two seasons (2000-02)...LW Marcus Johansson recorded three points (1-2=3) in 10 regular season games and 11 points (4-7=11) in 22 Stanley Cup playoff games with Boston in 2018-19...C Charlie Coyle registered 242 points (91-151=242) in 479 games with the Wild (2012-19)...D Derek Forbort hails from Duluth.

**FAST FACTS:** Minnesota swept the season series in 2021-22 for the first time since 2016-17...Eight of the 15 all-time games played in Saint Paul have been decided by one goal.

### 2023-2024 MATCHUPS

Tue.	12/19	TD Garden	6 p.m.	Sat.	12/23	Xcel Energy Center	6 p.m.
------	-------	-----------	--------	------	-------	--------------------	--------

# BUFFALO SABRES



## TEAM INFORMATION

**Home Ice (Cap., Built)**.....KeyBank Center (19,070, 1996)  
**Mailing Address**.....One Seymour H. Knox III Plaza,  
 Buffalo, NY 14203  
**Telephone**.....716.855.4100  
**Website**.....sabres.com  
**Twitter**.....@BuffaloSabres  
**Founded**.....1970-71  
**Stanley Cup Titles**.....None  
**Colors**.....Navy, Blue, Gold and Silver

## DIRECTORY

**Owner/CEO**.....Terry Pegula  
**Owner/President**.....Kim Pegula  
**General Manager**.....Kevyn Adams  
**Head Coach**.....Don Granato  
**Assistant Coach**.....Jason Christie  
**Assistant Coach**.....Matt Ellis  
**Assistant Coach**.....Marty Wilford  
**Assistant/Goaltending Coach**.....Mike Bales

## WILD vs. BUFFALO SABRES

**2022-23 Wild Record: 1-0-1 (1-0-0 at Xcel Energy Center, 0-0-1 at Buffalo)**  
**All-Time Wild Record: 15-9-5 (5-6-3 at Xcel Energy Center, 10-3-2 at Buffalo)**

Date	Opp.	Scoring By Period					Shots By Period					Power Plays	Penalties/Minutes	Game-Winning Goal	Goaltender (Saves-Shots)	Attn.
		1	2	3	OT	F	1	2	3	OT	T					
	MIN	0	3	3	0	5	9	18	11	6	44	2-4	3-6		Fleury (31-37)	
1/7	BUF	1	3	1	1	6	8	11	14	4	37	2-3	4-8	Olofsson (3)	Luukkonen (39-44)	19,070
	BUF	1	1	0	0	2	9	11	10	1	31	0-1	4-8		Luukkonen (33-35)	
1/28	MIN	1	1	0	0	3	13	9	10	3	35	1-4	1-2		Fleury (29-31)	*19,212
<b>TOTALS</b>		<b>1</b>	<b>2</b>	<b>3</b>	<b>OT</b>	<b>F</b>	<b>1</b>	<b>2</b>	<b>3</b>	<b>OT</b>	<b>T</b>	<b>Plays (%)</b>	<b>Minutes</b>	<b>Goaltenders (Record, Saves-Shots)</b>		
	BUF	2	4	1	1	8	17	22	24	5	68	2-4 (50.0)	8-16	Luukkonen (1-0-1, 72-79)		
	MIN	1	4	3	0	8	22	27	21	9	79	3-8 (37.5)	4-8	Fleury (1-0-1, 60-68)		

## SERIES NOTES

**2022-23:** Minnesota went 1-0-1 against Buffalo...The Sabres earned a 6-5 overtime victory in the series-opening game in Buffalo (1/7) and Minnesota beat the Sabres 3-2 in a shootout at Xcel Energy Center in the series finale (1/28)...C Joel Eriksson Ek led the Wild with three points (2-1=3)...C Ryan Hartman (1-1=2), C Frederic Gaudreau (1-1=2), LW Kirill Kaprizov (1-1=2) and D Calen Addison (0-2=2) tallied two points each...LW Marcus Foligno (1-0=1) and RW Brandon Duhaime (1-0=1) scored goals...G Marc-Andre Fleury stopped 60-of-68 shots faced for Minnesota...D Rasmus Dahlin led Buffalo with five points (2-3=5)...C Casey Mittelstadt tallied three assists...C Dylan Cozens (1-1=2), LW Victor Olofsson (2-0=2) and C Peyton Krebs (0-2=2) recorded two points each...G Ukko-Pekka Luukkonen stopped 72 of 79 shots faced for the Sabres.

**WILD LEADERS:** D Alex Goligoski leads Minnesota with 22 points (7-15=22) in 28 contests against Buffalo...LW Marcus Johansson has 19 points (12-7=19) in 28 games...RW Mats Zuccarello owns 17 points (5-12=17) in 24 matches...D Jared Spurgeon has 11 points (5-6=11) in 17 contests...Gaudreau owns nine assists in nine games.

**WILD GOALIES:** Fleury is 22-7-4 with a 2.22 GAA, a .920 SV% and four shutouts in 35 games (32 starts) vs. the Sabres...G Filip Gustavsson has not faced Buffalo.

**SABRES LEADERS:** RW Kyle Okposo leads the Sabres with 13 points (4-9=13) in 22 contests against Minnesota...D Erik Johnson owns 12 points (2-10=12) in 51 games...Dahlin owns 10 points (4-6=10) in seven games...LW Jeff Skinner has 10 points (5-5=10) in 18 matches...RW Alex Tuch owns eight points (4-4=8) in 18 games.

**SABRES GOALIES:** G Craig Anderson is 7-11-3 with a 3.04 GAA, a .900 SV% and one shutout in 22 games (21 starts) vs. the Wild...Luukkonen is 2-0-0 with a 3.25 GAA and a .938 SV% in one career start...G Eric Comrie is 0-1-0 with a 4.95 GAA and a .846 SV% in two games (one start).

**CONNECTIONS:** Wild Assistant Coach Bob Woods served as an assistant coach for Buffalo (2016-17)...LW Marcus Foligno is a Buffalo native and tallied 116 points (49-67=116) and 334 PIM in 347 games with the Sabres (2011-17)...He was drafted by Buffalo in the fourth round (104th overall) of the 2009 NHL Draft...Johansson tallied 30 points (9-21=30) in 60 games with Buffalo in 2019-20...LW Jordan Greenway was drafted 50th overall by the Wild in the 2015 NHL Draft and recorded 119 points (38-81=119), 227 PIM and a plus-18 rating in 317 games over a span of six seasons with Minnesota (2017-23)...C Tyson Jost collected nine points (2-7=9) in 33 games in parts of two seasons with the Wild (2021-23)...Mittelstadt is from Eden Prairie and played one season at the University of Minnesota (2017-18)...Okposo is from St. Paul and played one season at the University of Minnesota (2006-07)...Tuch was drafted 18th overall by the Wild in the 2014 NHL Draft and made his NHL debut with Minnesota, skating in six games in the 2016-17 season...

**FAST FACTS:** Minnesota's 7-0 win at Buffalo (1/15/15) is tied for the largest margin of victory in franchise history...The Wild is 11-5-4 in its last 20 games against the Sabres, outscoring Buffalo 73-49 in those games, including shootout goals.

### 2023-2024 MATCHUPS

Fri.	11/10	KeyBank Center	6 p.m.	Sat.	2/17	Xcel Energy Center	4 p.m.
------	-------	----------------	--------	------	------	--------------------	--------



# CALGARY FLAMES

## TEAM INFORMATION

**Home Ice (Cap., Built)**..... Scotiabank Saddledome (19,289, 1983)  
**Mailing Address**..... 555 Saddledome Rise SE  
 Calgary, Alberta T2P 3B9  
 403.777.4636  
**Telephone**..... calgaryflames.com  
**Website**..... @NHLFlames  
**Twitter**..... @NHLFlames  
**Founded**..... 1972-73 (Relocated from Atlanta in 1980)  
**Stanley Cup Titles**..... 1989  
**Colors**..... Red, White, Black and Gold

## DIRECTORY

**Chairman**..... N. Murray Edwards  
**President & CEO**..... John Bean  
**General Manager**..... Craig Conroy  
**Head Coach**..... Ryan Huska  
**Assistant Coach**..... Marc Savard  
**Assistant Coach**..... Dan Lambert  
**Assistant Coach**..... Cail MacLean  
**Sr. Goaltending Coach**..... Jordan Sigalek  
**Goaltending Coach**..... Jason Labarbera

## WILD vs. CALGARY FLAMES

2022-23 Wild Record: 1-1-1 (0-0-1 at Xcel Energy Center, 1-1-0 at Calgary)

All-Time Wild Record: 42-43-16 (25-16-10 at Xcel Energy Center, 17-27-6 at Calgary)

Date	Opp.	Scoring By Period					Shots By Period					Power Plays	Penalties/Minutes	Game-Winning Goal	Goaltender (Saves-Shots)	Attn.	
		1	2	3	OT	F	1	2	3	OT	T						
	MIN	2	0	1	-	3	8	9	11	-	28	0-4	6-12				
12/7	CGY	0	3	2	-	5	8	9	10	-	27	2-6	4-8	Andersson (3)	Vladar (25-28)	17,562	
	MIN	1	0	2	-	3	8	12	13	-	27	0-2	2-4	Eriksson Ek (1)	Gustavsson (31-31)		
3/4	CGY	0	0	0	-	0	8	11	12	-	31	0-2	2-4		Markstrom (30-33)	18,605	
	CGY	0	0	0	0	1	10	7	6	3	26	0-3	6-12		Markstrom (40-40)		
3/7	MIN	0	0	0	0	0	12	10	16	2	40	0-5	4-8		Gustavsson (26-26)	18,998	
<b>TOTALS</b>		<b>1</b>	<b>2</b>	<b>3</b>	<b>OT</b>	<b>F</b>	<b>1</b>	<b>2</b>	<b>3</b>	<b>OT</b>	<b>T</b>	<b>Power Plays (%)</b>	<b>Penalties/Minutes</b>	<b>Goaltenders (Record, Saves-Shots)</b>			
	CGY	0	3	2	0	5	26	27	28	3	84	2-11 (18.2)	12-24	Markstrom (1-1-0, 70-73); Vladar (1-0-0, 25-28)			
	MIN	3	0	3	0	6	28	31	40	2	101	0-11 (0.0)	12-24	Gustavsson (1-0-1, 57-57); Fleury (1-1-0, 53-59)			

## SERIES NOTES

**2022-23:** Minnesota went 1-1-1 against Calgary...Calgary won the first meeting, 5-3, at Scotiabank Saddledome (12/7), Minnesota won the second contest in Calgary, 3-0, (3/4) and the Flames earned a 1-0 shootout win in Saint Paul (3/7)...LW **Matt Boldy** (1-1=2), C **Connor Dewar** (0-2=2), C **Joel Eriksson Ek** (1-1=2), D **Jon Merrill** (1-1=2) and C **Mason Shaw** (1-1=2) led Minnesota with two points each...G **Marc-Andre Fleury** saved 22-of-26 shots faced for Minnesota in the first meeting...G **Filip Gustavsson** recorded two shutouts in two starts, stopping all 57 shots faced...D **Rasmus Andersson** (1-2=3) and C **Elias Lindholm** (0-3=3) led Calgary with three points each...C **Blake Coleman** (1-1=2), C **Adam Ruzicka** (0-2=2) and RW **Tyler Toffoli** (2-0=2) all added multi-point performances in the first contest...G **Dan Vladar** stopped 25-of-28 shots faced for the Flames in the first meeting...G **Jacob Markstrom** went 1-1-0 with a 1.44 GAA, a .959 SV% and one shutout in two starts.

**WILD LEADERS:** D **Jared Spurgeon** leads the Wild with 13 points (5-8=13) in 39 games against Calgary...LW **Pat Maroon** has 11 points (5-6=11) in 27 games...D **Alex Goligoski** (0-10=10 in 41 games), LW **Marcus Foligno** (8-2=10 in 22 games) and LW **Marcus Johansson** (3-7=10 in 16 games) all have 10 points against the Flames.

**WILD GOALIES:** Fleury is 14-6-1 with a 2.13 GAA, a .930 SV% and five shutouts in 22 career starts vs. Calgary...Gustavsson is 3-0-1 with a 0.88 GAA, a .970 SV% and two shutouts in five games (four starts).

**FLAMES LEADERS:** C **Mikael Backlund** leads the Flames with 17 points (6-11=17) in 39 matches against the Wild...C **Nazem Kadri** owns 16 points (8-8=15) in 31 games...Lindholm owns 16 points (5-11=16) in 20 games...LW **Jonathan Huberdeau** owns 15 points (6-9=15) in 17 games.

**FLAMES GOALIES:** Markstrom is 6-3-2 with a 2.35 GAA and a .922 SV% in 12 games (10 starts) vs. the Wild...Vladar is 1-0-0 with a 3.01 GAA and .893 SV% in one start.

**CONNECTIONS:** Wild Head Coach **Dean Evason** totaled 14 points (7-7=14) in 67 games in one season with the Flames (1995-96).

**FAST FACTS:** Minnesota is 15-10-5 in its last 30 games against Calgary...The Wild owns points in 27 of its last 37 games in Saint Paul (19-10-8) and is 15-10-2 in its last 27 games at the Saddledome after starting 3-18-4.

### 2023-2024 MATCHUPS

Tue. 12/5	Scotiabank Saddledome	7 p.m.	Tue. 1/2	Xcel Energy Center	7 p.m.
Thur. 12/14	Xcel Energy Center	7 p.m.			

# CAROLINA HURRICANES



## TEAM INFORMATION

**Home Ice (Cap., Built)**..... PNC Arena (18,680, 1999)  
**Mailing Address**..... 1400 Edwards Mill Road  
 Raleigh, NC 27607  
**Telephone**..... 919.467.7825  
**Website**..... carolinahurricanes.com  
**Twitter**..... @NHLCanes  
**Founded**..... 1979-80 (Relocated from Hartford in 1997)  
**Stanley Cup Titles**..... 2006  
**Colors**..... Red, White, Black and Silver

## DIRECTORY

**Owner/ Governor**..... Tom Dundon  
**President & General Manager**..... Don Waddell  
**Head Coach**..... Rod Brind'Amour  
**Assistant Coach**..... Jeff Daniels  
**Assistant Coach**..... Tim Gleason  
**Goaltending Coach**..... Paul Schonfelder

## WILD vs. CAROLINA HURRICANES

2022-23 Wild Record: 1-1-0 (1-0-0 at Xcel Energy Center, 0-1-0 at Carolina)

All-Time Wild Record: 15-10-7 (11-3-4 at Xcel Energy Center, 4-7-3 at Carolina)

Date	Opp.	Scoring By Period					Shots By Period					Power Plays	Penalties/Minutes	Game-Winning Goal	Goaltender (Saves-Shots)	Attn.
		1	2	3	OT	F	1	2	3	OT	T					
	CAR	1	0	0	0	1	11	7	3	0	21	0-2	2-4		Kochetkov (19-21)	
11/19	MIN	0	0	1	1	2	5	8	6	2	21	0-1	3-6	Goligoski (1)	Gustavsson (20-21)	*18,278
	MIN	0	1	1	-	2	6	15	10	-	31	1-4	8-24		Fleury (24-29)	
1/19	CAR	0	3	2	-	5	11	7	11	-	29	2-7	5-21	Teravainen (1)	Andersen (29-31)	18,013
<b>TOTALS</b>		<b>1</b>	<b>2</b>	<b>3</b>	<b>OT</b>	<b>F</b>	<b>1</b>	<b>2</b>	<b>3</b>	<b>OT</b>	<b>T</b>	<b>Power Plays (%)</b>	<b>Penalties/Minutes</b>	<b>Goaltenders (Record, Saves-Shots)</b>		
	CAR	1	3	2	0	6	22	14	14	0	50	2-9 (22.2)	7-25	Kochetkov (0-1-0, 19-21); Andersen (1-0-0, 29-31)		
	MIN	0	1	2	1	4	11	23	16	2	52	1-5 (20.0)	11-30	Gustavsson (1-0-0, 20-21); Fleury (0-1-0, 24-29)		

## SERIES NOTES

**2022-23:** Minnesota went 1-1-0 against Carolina...The Wild won the series-opening matchup, 2-1, at Xcel Energy Center (11/19) and dropped a 5-2 decision in the second meeting at Carolina (1/19)...C **Sam Steel** (1-1=2) and LW **Kirill Kaprizov** (1-1=2) led the Wild with two points...D **Alex Goligoski** also scored a goal (1-0=1), netting the game winner in overtime...G **Filip Gustavsson** stopped 20 of 21 shots faced in the first meeting...G **Marc-Andre Fleury** stopped 24-of-29 shots in the second game...RW **Martin Necas** led Carolina with three points (1-2=3)...RW **Stefan Noesen** (0-2=2), D **Brady Skjei** (1-1=2), D **Jalen Chatfield** (1-1=2) and RW **Andrei Svechnikov** (0-2=2) all had two points...G **Petr Kochetkov** stopped 19-of-21 shots faced in the first meeting...G **Frederik Andersen** made 29 saves on 31 shots in the second matchup.

**WILD LEADERS:** RW **Mats Zuccarello** leads the Wild with 34 points (9-25=34) in 37 games against the Hurricanes...LW **Marcus Johansson** owns 18 points (7-11=18) in 40 games...Goligoski has 17 points (6-11=17) in 27 contests...D **Jared Spurgeon** owns 14 points (1-13=14) in 17 matches...LW **Marcus Foligno** has nine points (3-6=9) in 22 games.

**WILD GOALIES:** Fleury is 19-11-6 with a 2.53 GAA, a .914 SV% and three shutouts in 37 games (35 starts) against the Hurricanes...Gustavsson is 1-0-0 with a 0.98 GAA and a .952 SV% in his lone start against Carolina.

**HURRICANES LEADERS:** D **Brent Burns** leads Carolina with 28 points (8-20=28) in 41 contests against Minnesota...C **Sebastian Aho** has 15 points (6-9=15) in 12 games...LW **Tuovo Teravainen** owns 13 points (4-9=13) in 19 matches...D **Tony DeAngelo** has 11 points (2-9=11) in 11 games.

**HURRICANES GOALIES:** Andersen is 7-5-0 with a 2.46 GAA and a .915 SV% in 12 starts vs. Minnesota...G **Antti Raanta** is 4-7-0 with a 3.26 GAA and a .884 SV% in 14 games (11 starts) vs. the Wild...Kochetkov is 0-0-1 with a 1.96 GAA and a .905 SV%.

**CONNECTIONS:** Burns was drafted by Minnesota in the first round (20th overall) of the 2003 NHL Draft and tallied 183 points (55-128=183) and 325 PIM in 453 games (2003-11) with the Wild...RW **Keiffer Bellows** is from Edina...D **Brady Skjei** is from Lakeville and played three seasons at the University of Minnesota (2012-15)...C **Derek Stepan** is from Hastings.

**FAST FACTS:** Minnesota is 12-4-3 in its last 19 games against Carolina...The Wild is on a 10-game point streak against the Hurricanes at Xcel Energy Center (8-0-2) and is 11-2-2 in its last 15 home games, scoring three-plus goals in 13 of those contests.

### 2023-2024 MATCHUPS

Sun. 1/21	PNC Arena	4 p.m.	Tue. 2/27	Xcel Energy Center	7 p.m.
-----------	-----------	--------	-----------	--------------------	--------



# CHICAGO BLACKHAWKS

## TEAM INFORMATION

Home Ice (Cap., Built)..... United Center (19,717, 1994)  
 Mailing Address..... 1901 W. Madison Street  
 Chicago, IL 60612  
 Telephone..... 312.455.7000  
 Website..... chicagoblackhawks.com  
 Twitter..... @NHLBlackhawks  
 Founded..... 1926-27  
 Stanley Cup Titles..... 6; 1934, 1938, 1961, 2010, 2013, 2015  
 Colors..... Red, White and Black

## DIRECTORY

Chairman and CEO..... Danny Wirtz  
 General Manager..... Kyle Davidson  
 Head Coach..... Luke Richardson  
 Assistant Coach..... Kevin Dean  
 Assistant Coach..... Derek King  
 Goaltending Coach..... Jimmy Waite

## WILD vs. CHICAGO BLACKHAWKS

2022-23 Wild Record: 4-0-0 (2-0-0 at Xcel Energy Center, 2-0-0 at Chicago)

All-Time Wild Record: 51-29-5 (28-12-3 at Xcel Energy Center, 23-17-2 at Chicago)

Date	Opp.	Scoring By Period					Shots By Period				Power Plays	Penalties/Minutes	Game-Winning Goal	Goaltender (Saves-Shots)	Attn.	
		1	2	3	OT	F	1	2	3	OT						T
	MIN	2	0	1	0	4	11	9	13	2	35	0-2	3-11		Fleury (23-26)	
10/30	CHI	1	1	1	0	3	13	6	7	0	26	0-0	6-25		Stalock (32-35)	14,149
	CHI	0	0	1	-	1	9	9	12	-	30	1-5	3-6		Mrazek (18-21)	
12/16	MIN	1	2	1	-	4	10	7	5	-	22	1-2	6-12	Kaprizov (3)	Fleury (29-30)	*18,501
	CHI	0	0	1	-	1	6	11	6	-	23	0-2	2-4		Stalock (22-24)	
3/25	MIN	0	1	2	-	3	5	11	9	-	25	0-1	3-6	Hartman (6)	Gustavsson (22-23)	*19,312
	MIN	1	0	3	-	4	8	5	9	-	22	0-2	5-21		Gustavsson (40-42)	
4/10	CHI	1	1	0	-	2	11	22	9	-	42	0-3	3-9	Johansson (7)	Stalock (18-21)	15,268
	CHI	2	2	3	0	7	39	48	34	0	121	1-10 (10.0)	16-44		Stalock (0-2-1, 72-80); Mrazek (0-1-0, 18-21)	
	MIN	4	3	6	1	14	34	32	36	2	104	1-7 (14.3)	12-50		Fleury (2-0-0, 52-56); Gustavsson (2-0-0, 62-65)	
<b>TOTALS</b>		<b>1</b>	<b>2</b>	<b>3</b>	<b>OT</b>	<b>F</b>	<b>1</b>	<b>2</b>	<b>3</b>	<b>OT</b>	<b>T</b>	<b>Plays (%)</b>	<b>Penalties/Minutes</b>		<b>Goaltenders (Record, Saves-Shots)</b>	

## SERIES NOTES

**2022-23:** Minnesota went 4-0-0 against the Blackhawks...The Wild earned a 4-3 shootout victory in the series-opening game at United Center (10/30), a 4-1 win in the second game at Xcel Energy Center (12/16), a 3-1 victory in the third contest (3/25) in St. Paul and a 4-2 win in the season finale at Chicago (4/10)...LW **Matt Boldy** led Minnesota with five points (3-2=5)...RW **Mats Zuccarello** had four points (3-1=4) including a hat trick in the second game...LW **Kirill Kaprizov** (1-2=3), C **Sam Steel** (0-3=3), C **Ryan Hartman** (1-2=3) and LW **Marcus Johansson** (2-1=3) each posted three points...G **Marc-Andre Fleury** went 2-0-0 with a 1.92 GAA and a .929 SV% in two starts...G **Filip Gustavsson** went 2-0-0 with a 1.50 GAA and a .954 SV%...RW **Patrick Kane** (0-2=2), D **Jarred Tinordi** (0-2=2), C **Jonathan Toews** (2-0=2) and C **Andreas Athanasiu** (1-1=2) led Chicago with two points each...G **Alex Stalock** was 0-2-1 with a GAA of 2.62 and a .900 SV%...G **Petr Mrazek** saved 18-of-21 shots faced in the second meeting.

**WILD LEADERS:** D **Alex Goligoski** leads Minnesota with 20 points (2-18=20) in 42 games...Zuccarello has 19 points (7-12=19) in 21 matches...D **Jared Spurgeon** has 16 points (3-13=16) in 40 games...LW **Pat Maroon** owns 12 points (4-8=12) in 31 career games.

**WILD GOALIES:** Fleury is 13-6-5 with a 2.52 GAA, a .916 SV% and one shutout in 24 starts vs. the Blackhawks...Gustavsson is 2-0-0 with a 1.50 GAA and a .954 SV% in two starts.

**BLACKHAWKS LEADERS:** RW **Corey Perry** leads Chicago with 43 points (23-20=43) in 53 games against Minnesota...LW **Taylor Hall** has collected 21 points (8-13=21) in 27 games...LW **Nick Foligno** has 12 points (6-6=12) in 23 games...D **Seth Jones** owns 10 points (3-7=10) in 26 matches...C **Andreas Athanasiu** has eight points (5-3=8) in 17 games.

**BLACKHAWKS GOALIES:** Mrazek is 4-3-0 with a 2.28 GAA and a .918 SV% in seven career starts against the Wild...G **Arvid Soderblom** has not faced Minnesota.

**CONNECTIONS:** Hartman was selected by Chicago in the first round (30th overall) of the 2013 NHL Draft and collected 57 points (27-30=57) in 141 games during four seasons (2014-18) with the Blackhawks...RW **Joey Anderson** is from Roseville and played two seasons at Minnesota Duluth (2016-18)...C **Ryan Donato** tallied 39 points (18-21=39) in 84 games in parts of two seasons with Minnesota (2018-20)...D **Wyatt Kaiser** is from Anderson and played three seasons (2020-23) at Minnesota Duluth...Nick Foligno is the older brother of Wild LW **Marcus Foligno**...G **Jaxson Stauber** is from Wayzata.

**FAST FACTS:** Minnesota's 51 all-time wins against Chicago are its third-most against an opponent...The Wild has won nine consecutive meetings against the Blackhawks dating back to 2/4/20...Minnesota is 12-2-2 in the last 16 games played at Xcel Energy Center...In 2015-16, the Wild became the first team to win every game in a season series of at least five contests against Chicago since the Boston Bruins went 8-0-0 in 1938-39.

## 2023-2024 MATCHUPS

Sun.	12/3	Xcel Energy Center	1 p.m.	Sun.	4/7	United Center	2:30 p.m.
Wed.	2/7	United Center	7 p.m.				

# COLORADO AVALANCHE



## TEAM INFORMATION

Home Ice (Cap., Built)..... Ball Arena (17,809, 1999)  
 Mailing Address..... 1000 Chopper Circle  
 Denver, CO 80204  
 Telephone..... 303.405.1100  
 Website..... coloradoavalanche.com  
 Twitter..... @Avalanche  
 Founded..... 1979-80 (Relocated from Quebec in 1995)  
 Stanley Cup Titles..... 3; 1996, 2001, 2022  
 Colors..... Burgundy, Silver, Blue and Black

## DIRECTORY

Owner/Chairman..... E. Stanley Kroenke  
 President & Governor..... Josh Kroenke  
 President of Hockey Operations..... Joe Sakic  
 General Manager..... Chris MacFarland  
 Head Coach..... Jared Bednar  
 Assistant Coach..... Nolan Pratt  
 Assistant Coach..... Ray Bennett  
 Goaltending Coach..... Jussi Parkkila

## WILD vs. COLORADO AVALANCHE

2022-23 Wild Record: 1-2-0 (0-2-0 at Xcel Energy Center, 1-0-0 at Colorado)

All-Time Wild Record: 59-50-12 (33-23-5 at Xcel Energy Center, 26-27-7 at Colorado)

Date	Opp.	Scoring By Period					Shots By Period				Power Plays	Penalties/Minutes	Game-Winning Goal	Goaltender (Saves-Shots)	Attn.	
		1	2	3	OT	F	1	2	3	OT						T
	COL	2	1	3	-	6	10	18	10	-	38	1-2	7-14	Manson (1)	Georgiev (36-39)	
10/17	MIN	1	1	1	-	3	11	16	12	-	39	2-4	5-10		Gustavsson (32-37)	17,437
	COL	1	2	0	-	3	6	4	9	-	19	0-1	3-9	MacKinnon (2)	Georgiev (41-43)	
2/15	MIN	0	1	1	-	2	17	13	13	-	43	1-2	2-7		Fleury (16-19)	17,965
	MIN	2	1	1	-	4	11	14	4	-	29	0-3	5-10	Gaudreau (3)	Gustavsson (42-44)	
3/29	COL	1	0	1	-	2	11	14	19	-	44	0-4	3-6		Georgiev (25-28)	18,140
	COL	4	3	4	-	11	27	36	38	-	101	1-7 (14.3)	13-29		Georgiev (2-1-0, 102-110)	
	MIN	3	3	3	-	9	39	43	29	-	111	3-9 (33.3)	12-27		Gustavsson (1-1-0, 74-81); Fleury (0-1-0, 16-19);	
<b>TOTALS</b>		<b>1</b>	<b>2</b>	<b>3</b>	<b>OT</b>	<b>F</b>	<b>1</b>	<b>2</b>	<b>3</b>	<b>OT</b>	<b>T</b>	<b>Plays (%)</b>	<b>Penalties/Minutes</b>		<b>Goaltenders (Record, Saves-Shots)</b>	

## SERIES NOTES

**2022-23:** Minnesota went 1-2-0 against Colorado...The Avalanche earned a 6-3 victory in St. Paul in the series-opening game (10/17) and a 3-2 win at Xcel Energy Center in the second game (2/15), the Wild won the season finale 4-1 at Colorado (3/29)...D **Calen Addison** (0-3=3), LW **Kirill Kaprizov** (3-0=3), RW **Mats Zuccarello** (0-3=3) and C **Joel Eriksson Ek** (2-1=3) led Minnesota with three points each...LW **Matt Boldy** (0-2=2), D **Jonas Brodin** (0-2=2) and C **Freddy Gaudreau** (2-0=2) had two points each...G **Filip Gustavsson** went 1-1-0 in his two starts with a 3.61 GAA and a .914 SV%...G **Marc-Andre Fleury** saved 16 of 19 shots faced in the second game...C **Nathan MacKinnon** led Colorado with five points (2-3=5)...D **Samuel Girard** recorded four points (1-3=4)...RW **Valeri Nichushkin** (1-2=3) and D **Devon Toews** (0-3=3) each had three points...G **Alexander Georgiev** went 2-1-0 with a 2.70 GAA and a .927 SV% in three starts for the Avalanche.

**WILD LEADERS:** Zuccarello leads Minnesota with 26 points (5-21=26) in 26 matches against Colorado...D **Alex Goligoski** has 21 points (4-17=21) in 44 games...D **Jared Spurgeon** owns 20 points (5-15=20) in 58 contests...C **Ryan Hartman** owns 17 points (9-8=17) in 32 contests.

**WILD GOALIES:** Fleury is 16-12-3 with a 2.53 GAA, a .915 SV% and three shutouts in 32 career games (31 starts) against Colorado...Gustavsson is 1-2-0 with a 4.45 GAA and a .892 SV% in three starts against Colorado.

**AVALANCHE LEADERS:** MacKinnon leads the Avalanche with 49 points (17-32=49) in 43 games against Minnesota...LW **Gabriel Laneskog** has 42 points (20-22=42) in 49 games...RW **Mikko Rantanen** owns 35 points (14-21=35) in 30 contests...C **Ryan Johansen** has 28 points (11-17=28) in 34 games...C **Andrew Cogliano** owns 18 points (7-11=18) in 62 games.

**AVALANCHE GOALIES:** Georgiev is 3-3-0 with a 3.31 GAA and a .900 SV% in six starts...G **Pavel Francouz** is 3-3=0 with a 3.39 GAA and a .897 SV% in four games (three starts).

**CONNECTIONS:** Wild Assistant Coach **Darby Hendrickson** skated in 20 games with Colorado in 2003-04...C **Ben Meyers** is from Delano and played three seasons at the University of Minnesota (2019-22)...LW **Riley Tuft** is from Coon Rapids and played three seasons at the University of Minnesota-Duluth (2016-19).

**FAST FACTS:** Minnesota has 59 wins and 130 points against Colorado all-time, second-most against any franchise...Minnesota defeated Colorado in seven games in the 2003 First Round and the 2014 First Round...The Avalanche won the 2008 First Round series in six games.

## 2023-2024 MATCHUPS

Fri.	11/24	Xcel Energy Center	7:30 p.m.	Thu.	4/4	Xcel Energy Center	7 p.m.
Fri.	3/8	Ball Arena	8 p.m.	Tue.	4/9	Ball Arena	8:30 p.m.



# COLUMBUS BLUE JACKETS

## TEAM INFORMATION

**Home Ice (Cap., Built)**..... Nationwide Arena (18,144, 2000)  
**Mailing Address**..... 200 W. Nationwide Blvd.  
 Columbus, OH 43215  
**Telephone**..... 614.246.4625  
**Website**..... bluejackets.com  
**Twitter**..... @BlueJacketsNHL  
**Founded**..... 2000-01  
**Stanley Cup Titles**..... None  
**Colors**..... Blue, Red, Silver and White

## DIRECTORY

**Majority Owner/Governor**..... John P. McConnell  
**President/Alt. Governor**..... Mike Priest  
**General Manager/Alt. Governor**..... Jarmo Kekalainen  
**President of Hockey Operations**..... John Davidson  
**Head Coach**..... Pascal Vincent  
**Assistant Coach**..... Steve McCarthy  
**Assistant Coach**..... Mark Recchi  
**Assistant Coach**..... Josef Boumedienne  
**Goaltending Coach**..... Niklas Backstrom

## WILD vs. COLUMBUS BLUE JACKETS

2022-23 Wild Record: 2-0-0 (1-0-0 at Xcel Energy Center, 1-0-0 at Columbus)

All-Time Wild Record: 32-22-10 (21-7-5 at Xcel Energy Center, 11-15-5 at Columbus)

Date	Opp.	Scoring By Period					Shots By Period			Power Plays	Penalties/Minutes	Game-Winning Goal	Goaltender (Saves-Shots)	Attn.	
		1	2	3	OT	F	1	2	3						OT
	MIN	2	0	0	-	2	8	12	5	-	25	0-1	1-2	Duhaime (2)	
2/23	CBJ	0	0	0	-	0	14	9	7	-	30	0-1	1-2	Korpisalo (23-25)	17,997
	CBJ	1	1	0	0	2	7	12	4	1	24	0-2	2-4	Merzlikins (41-44)	
2/26	MIN	0	0	2	1	3	13	13	17	1	44	1-2	2-4	Kaprizov (2)	
	MIN	0	0	2	1	3	13	13	17	1	44	1-2	2-4	Kaprizov (2)	*19,063
	<b>TOTALS</b>	<b>Scoring By Period</b>					<b>Shots By Period</b>			<b>Power Plays (%)</b>	<b>Penalties/Minutes</b>	<b>Goaltenders (Record, Saves-Shots)</b>			
	CBJ	1	1	0	0	2	21	21	11	1	54	0-3 (0.0)	3-6	Merzlikins (0-1-0, 41-44); Korpisalo (0-1-0, 23-25)	
	MIN	2	0	2	1	5	21	25	22	1	69	1-3 (33.3)	3-6	Flury (2-0-0, 52-54)	

## SERIES NOTES

**2022-23:** Minnesota went 2-0-0 against Columbus...The Wild claimed a 2-0 win at Nationwide Arena (2/23) and won 3-2 in overtime at Xcel Energy Center (2/26)...LW **Kirill Kaprizov** led the Wild with four points (4-0=4) including a natural hat trick in the second game...C **Ryan Hartman** had two points (0-2=2)...RW **Brandon Duhaime** also scored a goal...G **Marc-Andre Fleury** went 2-0-0 with a .96 GAA, a .963 SV% and one shutout...C **Liam Foudy** and RW **Mathieu Oliver** scored for Columbus...G **Jonas Korpisalo** stopped 23-of-25 shots in the first meeting and G **Elvis Merzlikins** stopped 41-of-44 shots faced in the second meeting.

**WILD LEADERS:** RW **Marcus Johansson** leads Minnesota with 19 points (8-11=19) in 31 games against the Blue Jackets...RW **Mats Zuccarello** has 16 points (7-9=16) in 29 games...D **Jared Spurgeon** owns 13 points (2-11=13) in 25 matches...LW **Pat Maroon** has 13 points (2-11=13) in 27 games...D **Alex Goligoski** owns 11 points (4-7=11) in 28 contests...C **Ryan Hartman** (1-8=9) has nine points in 13 games.

**WILD GOALIES:** Fleury is 14-7-2 with a 2.29 GAA and a .922 SV% in 25 career games (23 starts) vs. the Blue Jackets...G **Filip Gustavsson** is 1-0-0 with a 0.92 GAA and a .971 SV% in one start (4/22/22).

**BLUE JACKETS LEADERS:** **Johnny Gaudreau** has tallied 20 points (4-16=20) in 22 games vs. Minnesota...LW **Patrik Laine** has 15 points (10-5=15) in 21 games...D **Damon Severson** owns five points (0-5=5) in 15 games...D **Zach Werenski** has four points (3-1=4) in 10 games.

**BLUE JACKETS GOALIES:** Merzlikins is 1-0-2 with a 2.53 GAA and a .933 SV% in three starts...G **Aaron Dell** stopped all four shots faced in relief in his only career appearance vs. the Wild (4/7/18)...G **Daniil Tarasov** has not faced Minnesota.

**CONNECTIONS:** Columbus Goalie Coach **Niklas Backstrom** went 194-142-50 in 409 career games with Minnesota (2006-15). He is the franchise leader in games played and wins.

**FAST FACTS:** Minnesota is on a seven-game point streak (6-0-1) vs. Columbus, its longest point streak against the Blue Jackets...Minnesota is 7-1-2 in its last 10 games vs. Columbus and has earned points in 15 of its last 21 meetings overall (11-6-4)...The Wild is 7-5-2 in its last 14 games at Nationwide Arena and 11-4-4 in the last 19 games at Xcel Energy Center...The Wild (12-game win streak) vs. Blue Jackets (14-game win streak) game on Dec. 31, 2016, marked the first time two teams faced each other while holding win streaks of at least 12 games in the history of the NHL, NBA, MLB, NFL, MLS and WNBA.

## 2023-2024 MATCHUPS

Sat.	10/21	Xcel Energy Center	7 p.m.	Sat.	1/6	Nationwide Arena	6 p.m.
------	-------	--------------------	--------	------	-----	------------------	--------

# DALLAS STARS



## TEAM INFORMATION

**Home Ice (Cap., Built)**..... American Airlines Center (18,532, 2001)  
**Mailing Address**..... 2601 Avenue of the Stars  
 Frisco, Texas 75034  
**Telephone**..... 214.387.5500  
**Website**..... dallasstars.com  
**Twitter**..... @DallasStars  
**Founded**..... 1967-68 (Relocated from Minnesota in 1993)  
**Stanley Cup Titles**..... 1999  
**Colors**..... Victory Green, Silver and Black

## DIRECTORY

**Owner & Governor**..... Tom Gaglardi  
**President & CEO**..... Brad Alberts  
**General Manager**..... Jim Nill  
**Head Coach**..... Pete DeBoer  
**Assistant Coach**..... Alain Nasreddine  
**Assistant Coach**..... Steve Spott  
**Goaltending Coach**..... Jeff Reese

## WILD vs. DALLAS STARS

2022-23 Wild Record: 2-2-0 (1-1-0 at Xcel Energy Center, 1-1-0 at Dallas)

All-Time Wild Record: 35-35-13 (23-12-5 at Xcel Energy Center, 12-23-8 at Dallas)

Date	Opp.	Scoring By Period					Shots By Period			Power Plays	Penalties/Minutes	Game-Winning Goal	Goaltender (Saves-Shots)	Attn.	
		1	2	3	OT	F	1	2	3						OT
	MIN	1	3	1	0	6	7	9	12	3	31	1-4	5-13	Flury (30-35)	
12/4	DAL	0	1	4	0	5	12	13	9	1	35	0-4	5-13	OETTINGER (12-16); Wedgwood (14-15)	18,120
	DAL	1	0	3	-	4	15	10	18	-	43	2-3	3-6	Johnston (2)	
12/29	MIN	1	0	0	-	1	9	5	10	-	24	0-2	4-18	Flury (39-42)	*19,316
	MIN	0	1	0	-	1	9	15	15	-	39	1-3	1-2	Gustavsson (33-36)	
2/8	DAL	0	3	1	-	4	14	12	11	-	37	0-1	3-6	Faska (3)	18,274
	DAL	0	0	1	0	1	7	11	9	3	30	0-4	4-8	Oettinger (31-32)	
2/17	MIN	0	0	1	0	2	8	17	4	3	32	1-2	6-12	Gustavsson (29-30)	*19,239
	<b>TOTALS</b>	<b>Scoring By Period</b>					<b>Shots By Period</b>			<b>Power Plays (%)</b>	<b>Penalties/Minutes</b>	<b>Goaltenders (Record, Saves-Shots)</b>			
	DAL	1	4	9	0	14	48	46	47	4	145	2-12 (16.7)	15-33	Oettinger (2-0-1, 104-111); Wedgwood (0-0-1, 14-15)	
	MIN	2	4	2	0	8	33	46	41	6	126	3-11 (27.3)	16-45	Gustavsson (1-1-0, 62-66); Flury (1-1-0, 69-77)	

## SERIES NOTES

**2023-23:** Minnesota went 2-2-0 in the season series with the Stars...Minnesota won the series opening game at American Airlines Center, 6-5, in a shootout (12/4)...Dallas earned a 4-1 victory at Xcel Energy Center in the second game (12/29), a 4-1 victory in Dallas in the third game (2/8) and Minnesota won 2-1 in a shootout in the series finale in St. Paul (2/17)...LW **Kirill Kaprizov** (2-1=3) and RW **Mats Zuccarello** (1-2=3) led Minnesota with three points...C **Joel Eriksson Ek** (2-0=2), D **Jared Spurgeon** (0-2=2) and RW **Ryan Reaves** (0-2=2) had two points each. G **Marc-Andre Fleury** went 1-1-0 with a 3.87 GAA and a .896 SV% in the first two meetings...G **Filip Gustavsson** went 1-1-0 with a 1.97 GAA and a .939 SV% in the final two contests...C **Roope Hintz** led Dallas with seven points (4-3=7)...LW **Jason Robertson** had five points (1-4=5)...C **Wyatt Johnston** had four points (1-3=4)...LW **Mason Marchment** (1-2=3), C **Joe Pavelski** (0-3=3), C **Tyler Segin** (2-1=3) all recorded three points...G **Jake Oettinger** went 2-0-1 with a 1.87 GAA and a .937 SV% in four starts for Dallas...G **Scott Wedgwood** played in relief in the first game (12/4) and stopped 14 of 15 shots faced, earning the loss.

**WILD LEADERS:** Zuccarello leads Minnesota with 20 points (4-16=20) in 23 games against Dallas...Spurgeon owns 19 points (6-13=19) in 42 contests...C **Ryan Hartman** has 14 points (7-7=14) in 27 matches...Kaprizov has 12 points (6-6=12) in eight contests.

**WILD GOALIES:** Fleury is 13-6-1 with a 2.18 GAA, a .927 SV% and one shutout in 20 games played (20 starts) vs. the Stars...Gustavsson is 3-1-0 with a 1.73 GAA and a .950 SV% in four starts.

**STARS LEADERS:** Seguin (18-27=45) in 41 games and LW **Jamie Benn** (20-25=45) in 52 games lead Dallas with 45 points each...Pavelski owns 44 points (21-23=44) in 53 games...C **Matt Duchene** has 35 points (10-25=35) in 52 career games.

**STARS GOALIES:** Oettinger is 4-0-1 with a 2.40 GAA and a .917 SV% in seven career games (six starts)...Wedgwood is 0-1-2 with a 3.25 GAA and a .887 SV% in four games (two starts)...G **Matt Murray** has not faced Minnesota.

**CONNECTIONS:** Minnesota General Manager **Bill Guerin** recorded 159 points (72-87=159) and 337 PIM in 216 games with Dallas...Wild Head Coach **Dean Evason** skated in two seasons with the Stars totaling 59 points (19-40=59) and 114 PIM in 127 games (1993-95)...D **Alex Goligoski** recorded 187 points (32-155=187) in 385 games in parts of six seasons with the Stars (2011-16)...Zuccarello tallied three points (1-2=3) in two regular season games and added 11 points (4-7=11) in 13 playoff games with Dallas (2018-19)...Oettinger is from Lakeville...D **Ryan Suter** recorded 369 points (55-314=369) in 656 games during nine seasons with the Wild (2012-21)...C **Sam Steel** tallied 28 points (10-18=28), 18 PIM and a plus-11 rating in 65 games in one season with Minnesota (2022-23).

**FAST FACTS:** Minnesota is 21-14-5 in the last 10 seasons (2013-23) against Dallas...The Wild is 6-3-1 in the last 10 games against the Stars at Xcel Energy Center...Minnesota has points in 11 of the last 20 games (9-9-2) played at American Airlines Center...Minnesota was defeated by Dallas in six games in the 2016 and 2023 First Round.

## 2023-2024 MATCHUPS

Sun.	11/12	Xcel Energy Center	5 p.m.	Wed.	1/10	American Airlines Center	7 p.m.
Mon.	1/8	Xcel Energy Center	7 p.m.				



# DETROIT RED WINGS

## TEAM INFORMATION

**Home Ice (Cap., Built)**..... Little Caesars Arena (19,515, 2017)  
**Mailing Address**..... 2525 Woodward Avenue  
 Detroit, MI 48201  
 Telephone..... 313.471.7000  
**Website**..... detroitredwings.com  
**Twitter**..... @DetroitRedWings  
**Founded**..... 1926-27  
**Stanley Cup Titles**..... 11; 1936, 1937, 1943, 1950, 1952, 1954  
 1955, 1997, 1998, 2002, 2008  
**Colors**..... Red and White

## DIRECTORY

**Governor, President & CEO**..... Christopher Ilitch  
**Executive V.P. & General Manager**..... Steve Yzerman  
**Head Coach**..... Derek Lalonde  
**Assistant Coach**..... Bob Boughner  
**Assistant Coach**..... Alex Tanguay  
**Assistant Coach**..... Jay Varady  
**Goaltending Coach**..... Alex Westlund

## WILD vs. DETROIT RED WINGS

**2022-23 Wild Record: 1-1-0 (1-0-0 at Xcel Energy Center, 0-1-0 at Detroit)**  
**All-Time Wild Record: 24-29-12 (13-10-9 at Xcel Energy Center, 11-19-3 at Detroit)**

Date	Opp.	Scoring By Period				Shots By Period				Power Plays	Penalties/Minutes	Game-Winning Goal	Goaltender (Saves-Shots)	Attn.	
		1	2	3	OT F	1	2	3	OT T						
	MIN	1	0	0	-	1	14	7	10	-	31	0-1	3-6	Gustavsson (23-25)	
10/29	DET	1	1	0	-	2	15	9	1	-	25	1-2	2-4	Raymond (1)	17,364
	DET	0	1	0	-	1	2	10	5	-	17	0-3	5-13	Hellberg (18-21)	
12/14	MIN	1	2	1	-	4	7	11	4	-	22	1-4	4-11	Dumba (2)	*18,324
	<b>TOTALS</b>	<b>1</b>	<b>2</b>	<b>3</b>	<b>OT F</b>	<b>1</b>	<b>2</b>	<b>3</b>	<b>OT T</b>					<b>Goaltenders (Record, Saves-Shots)</b>	
	DET	1	2	0	-	3	17	19	6	-	42	1-5 (20.0)	7-17	Husso (1-0-0, 30-31); Hellberg (0-1-0, 18-21)	
	MIN	2	3	1	-	5	21	18	14	-	53	1-5 (20.0)	7-17	Gustavsson (1-1-0, 39-42)	

## SERIES NOTES

**2022-23:** Minnesota went 1-1-0 in the season series...The Wild fell to Detroit, 2-1, in the series opener (12/29) and won the second meeting at Xcel Energy Center, 4-1 (12/14)...**C Frederick Gaudreau** led Minnesota with three points (2-1=3)...**LW Kirill Kaprizov** (1-2=2) and **RW Mats Zuccarello** (1-1=1) each had two points...**G Filip Gustavsson** went 1-1-0 in two starts with a 1.53 GAA and a .929 SV%...**LW Lucas Raymond** (2-0=2), **C Dylan Larkin** (0-2=2) and **LW Adam Erne** (0-2=2) two points each...**G Ville Husso** stopped 30-of-31 shots faced for Detroit in the first meeting...**G Magnus Hellberg** saved 18-of-21 shots in the second meeting.

**WILD LEADERS:** Zuccarello leads Minnesota with 17 points (6-11=17) in 22 games against Detroit...**LW Marcus Johansson** has 15 points (4-11=15) in 29 games...**D Alex Goligoski** owns 10 points (1-9=10) in 25 contests...**LW Pat Maroon** has nine points (5-4=9) in 29 games...**C Joel Eriksson Ek** owns eight points (3-5=8) in 10 matches.

**WILD GOALIES:** **G Marc-Andre Fleury** is 12-9-1 with a 3.32 GAA, a .894 SV% and one shutout in 22 career starts against the Red Wings...**Gustavsson** is 1-1-0 with a 1.53 GAA and .929 SV% in two starts againsts Detroit.

**RED WINGS LEADERS:** **LW David Perron** leads the Red Wings with 38 points (15-23=38) in 47 games against the Wild...**LW J.T. Compher** has 15 points (7-8=15) in 26 games...**Larkin** owns 13 points (3-10=13) in 14 contests...**RW Alex DeBrincat** owns 11 points (6-5=11) in 17 games.

**RED WINGS GOALIES:** Husso is 6-0-0 with a 2.43 GAA, a .923 SV% and one shutout in six career starts against Minnesota...**G Alex Lyon** is 1-0-0 with a 3.00 GAA and a .906 SV% in his lone start vs Minnesota...**G James Reimer** is 8-5-1 with a 2.45 and a .921 SV% in 15 games against Minnesota.

**CONNECTIONS:** **D Jon Merrill** collected five assists in 36 games with the Red Wings in 2020-21...**Detroit** Head Coach **Derek Lalonde** was Head Coach of the Iowa Wild for two seasons (2016-18)...**Red Wings** Assistant Coach **Alex Tanguay** spent two seasons as an Assistant Coach for the Iowa Wild (2019-21)...**D Justin Holl** hails from Tonka Bay and played four seasons at the University of Minnesota (2010-14)...**Lyon** is from Baudette.

**FAST FACTS:** Minnesota is 12-6-3 in its last 21 games against Detroit with 10 of those games decided by one goal...The Wild has earned a point in seven of its last 10 games in Detroit (5-3-2)...Minnesota has earned a point in 16 of the last 19 meetings at Xcel Energy Center (10-3-6) and is 6-0-1 in the last seven games played in Saint Paul.

## 2023-2024 MATCHUPS

Sun.	11/26	Little Caesars Arena	12 p.m.	Wed.	12/27	Xcel Energy Center	7 p.m.
------	-------	----------------------	---------	------	-------	--------------------	--------

# EDMONTON OILERS



## TEAM INFORMATION

**Home Ice (Cap., Built)**..... Rogers Place (18,347, 2016)  
**Mailing Address**..... 10214 - 104 Ave. NW, #300  
 Edmonton, Alberta T5J 0H6  
 Telephone..... 780.414.4000  
**Website**..... edmontonoilers.com  
**Twitter**..... @EdmontonOilers  
**Founded**..... 1979-80  
**Stanley Cup Titles**..... 5; 1984, 1985, 1987, 1988, 1990  
**Colors**..... Midnight Blue, White, Metallic Copper, Red

## DIRECTORY

**Owner & Governor**..... Daryl A. Katz  
**Chairman, OEG**..... Bob Nicholson  
**President, Hockey Ops & General Manager**..... Ken Holland  
**Head Coach**..... Jay Woodcroft  
**Associate Coach**..... Glen Gulutzan  
**Assistant Coach**..... Dave Manson  
**Assistant Coach**..... Mark Stuart  
**Goaltending Coach**..... Dustin Schwartz

## WILD vs. EDMONTON OILERS

**2022-23 Wild Record: 2-1-0 (2-0-0 at Xcel Energy Center, 0-1-0 at Edmonton)**  
**All-Time Wild Record: 60-30-10 (32-15-3 at Xcel Energy Center, 28-15-7 at Edmonton)**

Date	Opp.	Scoring By Period				Shots By Period				Power Plays	Penalties/Minutes	Game-Winning Goal	Goaltender (Saves-Shots)	Attn.	
		1	2	3	OT F	1	2	3	OT T						
	EDM	1	1	1	-	3	4	6	11	-	21	1-3	3-6	Campbell (25-30)	
12/1	MIN	0	3	2	-	5	6	13	11	-	30	2-3	3-6	Steel (1)	17,651
	MIN	1	1	0	-	2	10	16	18	-	44	1-5	3-6	Fleury (33-37)	
12/9	EDM	2	1	2	-	5	15	14	9	-	38	2-3	5-10	Yamamoto (1)	17,589
	EDM	1	0	0	-	1	9	6	6	-	21	1-5	3-6	Skinner (28-30)	
12/12	MIN	1	1	0	-	2	6	16	8	-	30	1-3	5-10	Fiala (5)	17,707
	<b>TOTALS</b>	<b>1</b>	<b>2</b>	<b>3</b>	<b>OT F</b>	<b>1</b>	<b>2</b>	<b>3</b>	<b>OT T</b>					<b>Goaltenders (Record, Saves-Shots)</b>	
	EDM	1	2	2	-	9	28	26	26	-	80	4-11 (36.4)	11-22	Skinner (1-1-0, 70-74); Campbell (0-1-0, 25-30)	
	MIN	7	5	4	-	9	22	45	37	-	104	4-11 (36.4)	11-22	Fleury (2-1-0, 71-79)	

## SERIES NOTES

**2022-23:** Minnesota went 2-1-0 against Edmonton...The Wild notched a 5-3 series-opening win over the Oilers at Xcel Energy Center (12/1), lost 5-2 at Rogers Place (12/9), and won the series finale 2-1 in Saint Paul (12/12)...**LW Kirill Kaprizov** led Minnesota with five points (1-4=5)...**RW Mats Zuccarello** had four points (2-2=4)...**C Joel Eriksson Ek** (2-1=3) and **RW Matt Boldy** (1-2=3) tallied three points each...**G Marc-Andre Fleury** went 2-1-0 with a 2.71 GAA and a .879 SV% in three starts...**C Connor McDavid** led Edmonton with five points (2-3=5)...**C Leon Draisaitl** had four points (2-2=4)...**C Ryan Nugent-Hopkins** (1-2=3) and **LW Zach Hyman** (1-2=3) had three points each...**G Jack Campbell** stopped 25-of-30 shots faced in the first meeting...**G Stuart Skinner** went 1-1-0 with a 2.01 GAA and a .946 SV% in two starts.

**WILD LEADERS:** Zuccarello leads Minnesota with 23 points (7-16=23) in 20 contests vs. Edmonton...**D Jared Spurgeon** has 13 points (8-5=13) in 33 matches...**D Alex Goligoski** owns 10 assists in 36 games...**Kaprizov** (1-8=9, in six games), **Eriksson Ek** (6-3=9, in 14 games), **LW Pat Maroon** (5-4=9, in 20 games) and **LW Marcus Johansson** (1-8=9, in 17 games) all have nine points.

**WILD GOALIES:** Fleury is 16-5-1 with a 2.32 GAA and a .923 SV% in 22 career starts vs. the Oilers...**G Filip Gustavsson** has not faced Edmonton.

**OILERS LEADERS:** Nugent-Hopkins leads the Oilers with 24 points (10-14=24) in 33 matches vs. the Wild...**McDavid** owns 22 points (9-13=22) in 20 matches...**LW Evander Kane** has 20 points (12-8=20) in 30 games...**Draisaitl** owns 19 points (12-7=19) in 19 contests.

**OILERS GOALIES:** Campbell is 0-3-1 with a 2.98 GAA and a .897 SV% in four starts...**Skinner** is 1-1-0 with a 2.01 GAA and a .946 SV% in two starts vs. the Wild...**G Calvin Pickard** is 2-3-0 with a 2.75 GAA and a .919 SV% in five starts.

**CONNECTIONS:** Minnesota General Manager **Bill Guerin** collected 161 points (79-82=161) and 354 PIM in 211 games with Edmonton in parts of four seasons (1997-01)...**Maroon** recorded 86 points (49-37=86) in 154 games in parts of three seasons with the Oilers (2015-18)...**Spurgeon** is an Edmonton native.

**FAST FACTS:** The Wild's 28 road wins and 60 wins against the Oilers are most against any team...Minnesota's 130 points are tied for most against any team...The Wild's 32 victories at Xcel Energy Center are its second-most against any franchise...The Wild is 22-8-1 in the last 31 games against the Oilers...Minnesota is 17-4-0 in its last 21 games in Edmonton, including an eight-game win streak (2/21/13-1/31/17) - the longest road win streak in team history...Minnesota is 28-6-1 in the last 35 games against Edmonton at Xcel Energy Center (since 2/25/07)...The Wild won 17 straight games against the Oilers in Saint Paul (2/25/07-10/13/11) - the longest home win streak against an opponent in franchise history.

## 2023-2024 MATCHUPS

Tue.	10/24	Xcel Energy Center	8 p.m.	Fri.	2/23	Rogers Place	8 p.m.
Fri.	12/8	Rogers Place	8 p.m.				



# FLORIDA PANTHERS

## TEAM INFORMATION

**Home Ice (Cap., Built)**.....FLA Live Arena (19,636, 1998)  
**Mailing Address**.....One Panther Parkway  
 Sunrise, FL 33323  
 954.835.7000  
**Telephone**.....floridapanthers.com  
**Website**.....@FlaPanthers  
**Twitter**.....1993-94  
**Founded**.....None  
**Stanley Cup Titles**.....Red, Navy, Yellow and Gold  
**Colors**.....

## DIRECTORY

**Chairman, Owner & Governor**.....Vincent J. Viola  
**Vice Chairman, Partner & Alt. Gov.**.....Douglas A. Cifu  
**President & CEO**.....Matthew Caldwell  
**General Manager**.....Bill Zito  
**Head Coach**.....Paul Maurice  
**Assistant Coach**.....Jamie Kompon  
**Assistant Coach**.....Sylvian Lefebvre  
**Assistant Coach**.....Tuomo Ruutu  
**Goaltending Coach**.....Robb Tallas

## WILD vs. FLORIDA PANTHERS

2022-23 Wild Record: 0-1-1 (0-0-1 at Xcel Energy Center, 0-1-0 at Florida)

All-Time Wild Record: 18-9-3 (10-2-3 at Xcel Energy Center, 8-7-1 at Florida)

Date	Opp.	Scoring By Period				Shots By Period				Power Plays	Penalties/Minutes	Game-Winning Goal	Goaltender (Saves-Shots)	Attn.	
		1	2	3	OT F	1	2	3	OT T						
	MIN	0	1	2	-	3	9	10	13	-	32	2-2	3-9		
1/21	FLA	1	2	2	-	5	6	13	18	-	27	1-2	4-19	Forsling (2)	16,759
	FLA	0	1	0	0	2	18	8	8	0	34	0-7	6-12	Bobrovsky (27-28)	
2/13	MIN	0	1	0	0	1	10	10	5	3	28	0-5	8-16	Gustavsson (33-34)	17,453
	<b>TOTALS</b>	<b>1</b>	<b>2</b>	<b>3</b>	<b>OT F</b>	<b>5</b>	<b>24</b>	<b>21</b>	<b>26</b>	<b>0</b>	<b>61</b>	<b>1-9</b>	<b>11-31</b>	<b>Gustavsson (0-1-1, 55-60)</b>	
	FLA	1	3	2	0	6	24	21	26	0	61	1-9	11-31	Gustavsson (0-1-1, 55-60)	
	MIN	0	2	2	0	4	19	20	18	3	60	2-7	(28.6)	Lyon (1-0-0, 29-32); Bobrovsky (1-0-0, 27-28)	

## SERIES NOTES

**2022-23:** Minnesota went 0-1-1 against Florida...The Wild lost the first meeting, 5-3, at FLA Live Arena (1/21) and fell 2-1 in a shootout at Xcel Energy Center (2/13)...LW **Kirill Kaprizov** led the Wild with four points (1-3=4)...C **Joel Eriksson Ek** (1-1=2), LW **Matt Boldy** (1-1=2) and D **Calen Addison** (0-2=2) each tallied two points...G **Filip Gustavsson** was 0-1-1 with a 2.43 GAA and a .917 SV% in two starts...C **Anton Lundell** (1-1=2), C **Sam Reinhart** (1-1=2), D **Gustav Forsling** (1-1=2) and C **Eetu Luostarinen** (2-0=2) all had two points...G Alex Lyon stopped 29 of 32 shots faced for Florida in the first meeting...G **Sergei Bobrovsky** stopped 27-of-28 shots in the second game.

**WILD LEADERS:** RW **Mats Zuccarello** leads Minnesota with 28 points (14-14=28) in 27 matches against Florida...LW **Marcus Johansson** has 15 points (5-10=15) in 30 games...LW **Pat Maroon** owns 13 points (5-8=13) in 31 games...D **Jared Spurgeon** has 12 points (2-10=12) in 18 contests...LW **Marcus Foligno** owns 11 points (5-6=11) in 26 games.

**WILD GOALIES:** G **Marc-Andre Fleury** is 18-10-2 with a 2.30 GAA, a .922 SV% and two shutouts in 31 career games (29 starts) vs. the Panthers...Gustavsson is 0-2-1 with a 2.94 GAA and a .900 SV% in three starts against Florida.

**PANTHERS LEADERS:** C **Aleksander Barkov** leads Florida with 17 points (4-13=17) in 17 matches against Minnesota...D **Oliver Ekman-Larsson** owns 13 points (2-11=13) in 42 contests...C **Nick Cousins** owns 10 points (3-7=10) in 16 matches...RW **Matthew Tkachuk** has nine points (4-5=9) in 17 games.

**PANTHERS GOALIES:** Bobrovsky is 13-3-1 with a 2.03 GAA, a .931 SV% and one shutout in 17 career starts vs. the Wild...G **Spencer Knight** has not faced Minnesota...G **Anthony Stolarz** is 1-2-0 with a 4.44 GAA and a .892 SV% in three career starts.

**CONNECTIONS:** D **Mike Reilly** recorded 18 points (4-14=18) in 84 games with the Wild (2015-18)...RW **Zac Dalpe** tallied four points (1-3=4) in nine games in parts of two seasons with Minnesota (2015-17)...D **Dmitry Kulikov** collected 24 points (7-17=24) in 80 games with Minnesota at 2020-21...D **Matt Kiersted** is a native of Elk River.

**FAST FACTS:** Minnesota went 10-0-1 against Florida from Nov. 29, 2001-Dec. 13, 2018 at Xcel Energy Center - its second-longest home point streak against a team in franchise history...The Wild's 18 career wins against the Panthers are its fourth-most against an Eastern Conference opponent.

## 2023-2024 MATCHUPS

Thur.	10/12	Xcel Energy Center	7 p.m.	Fri.	1/19	FLA Live Arena	6 p.m.
-------	-------	--------------------	--------	------	------	----------------	--------

# LOS ANGELES KINGS



## TEAM INFORMATION

**Home Ice (Cap., Built)**.....Crypto.com Arena (18,230, 1999)  
**Office Mailing Address**.....555 N. Nash St.  
 El Segundo, CA 90245  
 310.535.4500  
**Telephone**.....lakings.com  
**Website**.....@LAKings  
**Twitter**.....1967-68  
**Founded**.....2; 2012, 2014  
**Stanley Cup Titles**.....Black, White and Silver  
**Colors**.....

## DIRECTORY

**Owner**.....Philip F. Anschutz  
**Owner**.....Edward P. Roski, Jr.  
**President & Alt. Gov.**.....Luc Robitaille  
**Vice President & General Manager**.....Rob Blake  
**Head Coach**.....Todd McLellan  
**Assistant Coach**.....Trent Yawney  
**Assistant Coach**.....Jim Hiller  
**Goaltending Coach**.....Mike Buckley

## WILD vs. LOS ANGELES KINGS

2022-23 Wild Record: 1-2-0 (1-1-0 at Xcel Energy Center, 0-1-0 at Los Angeles)

All-Time Wild Record: 41-26-15 (23-10-8 at Xcel Energy Center, 18-16-7 at Los Angeles)

Date	Opp.	Scoring By Period				Shots By Period				Power Plays	Penalties/Minutes	Game-Winning Goal	Goaltender (Saves-Shots)	Attn.		
		1	2	3	OT F	1	2	3	OT T							
	LA	4	2	1	-	7	14	13	7	-	34	2-6	7-14	Kempe (1)	Petersen (29-35)	
10/15	MIN	2	2	2	-	6	12	9	14	-	35	3-6	7-14	FLEURY (10-14); Gustavsson (17-20)	*18,421	
	MIN	0	0	0	-	0	3	9	9	-	21	0-1	4-11	Fleury (29-30)		
11/8	LA	0	0	1	-	1	10	9	11	-	30	0-4	1-2	Vilardi (3)	Quick (21-21)	
	LA	0	0	1	-	1	10	14	10	-	34	0-1	3-6	Copley (18-20)		
2/21	MIN	0	1	1	-	2	10	4	6	-	20	0-3	1-2	Hartman (4)	Gustavsson (33-34)	
	<b>TOTALS</b>	<b>1</b>	<b>2</b>	<b>3</b>	<b>OT F</b>	<b>6</b>	<b>34</b>	<b>36</b>	<b>28</b>	<b>-</b>	<b>98</b>	<b>2-11</b>	<b>10-22</b>	<b>Quick (1-0-0, 21-21); Petersen (1-0-0, 29-35); Copley (0-1-0, 18-20)</b>		
	LA	4	2	3	-	9	34	36	28	-	98	2-11	(18.2)	10-22	Quick (1-0-0, 21-21); Petersen (1-0-0, 29-35); Copley (0-1-0, 18-20)	
	MIN	2	3	3	-	8	25	22	29	-	76	3-10	(30.0)	12-27	Fleury (0-1-0, 39-44); Gustavsson (1-1-0, 50-54);	

## SERIES NOTES

**2022-23:** The Wild went 1-2-0 against Los Angeles...Minnesota fell 7-6 to Los Angeles at Xcel Energy Center (10/15) in the first meeting, 1-0 at Crypto.com Arena (11/8) in the second contest and won the final matchup 2-1 in Saint Paul (2/21)...RW **Mats Zuccarello** (1-2=3), LW **Kirill Kaprizov** (1-1=2) and C **Ryan Hartman** (2-1=3) all had three points...C **Joel Eriksson Ek** (1-1=2), D **Jake Middleton** (1-1=2) and LW **Matt Boldy** (0-2=2) had two points each...G **Marc-Andre Fleury** went 0-1-0 with a 3.84 GAA and a .886 SV% in two starts...G **Filip Gustavsson** was 1-1-0 with a .246 GAA and a .926 SV% in two games (one start)...C **Anze Kopitar** led Los Angeles with four points (1-4=5)...C **Adrian Kempe** tallied four points (2-2=4)...LW **Kevin Fiala** (1-2=3) and C **Gabriel Vilardi** (2-1=3) recorded three points each...G Cal Petersen stopped 29 of 35 shots faced in the first contest...G Jonathan Quick started the second game and stopped all 21 shots faced...G **Phoenix Copley** started the final game and stopped 18-of-20 shots faced.

**WILD LEADERS:** D **Alex Goligoski** leads Minnesota with 29 points (4-25=29) in 53 games against Los Angeles...Zuccarello owns 17 points (5-12=17) in 27 contests...Kaprizov has 14 points (8-6=14) in 14 games...D **Jared Spurgeon** (4-9=13, in 39 games) and LW **Marcus Johansson** (7-6=13, in 22 games) each have 13 points.

**WILD GOALIES:** Fleury is 12-9-4 with a 2.58 GAA, a .916 SV% and three shutouts in 26 career starts against the Kings...Gustavsson is 1-3-0 with a 2.52 GAA and a .929 SV% in four games (three starts).

**KINGS LEADERS:** Kopitar leads Los Angeles with 54 points (16-38=54) in 62 games vs. Minnesota...D **Drew Doughty** owns 34 points (7-27=34) in 52 contests...C **Adrian Kempe** (5-7=12, in 23 games) and RW **Viktor Arvidsson** (5-7=12, in 24 games) have 12 points each.

**KINGS GOALIES:** Copley is 1-1-0 with a 2.04 GAA and a .917 SV% in two starts against Minnesota...G **David Rittich** is 3-0-1 with a 2.89 GAA and a .917 SV% in four starts...G **Cam Talbot** is 7-7-1 with a 2.28 GAA and a .929 SV% in 15 games.

**CONNECTIONS:** Minnesota Goaltending Coach **Frederic Chabot** went 3-3-2 with a 3.14 GAA and a .891 SV% in 12 games (nine starts) with the Kings in 1997-98...Middleton was selected by the Kings in the seventh round (210th overall) of the 2014 NHL Draft...Los Angeles Head Coach **Todd McLellan** coached the Wild's prospects in Cleveland (2000-01) and Houston (2001-05)...Fiala played three seasons (2019-22) with Minnesota, appearing in 215 games and tallying 186 points (79-107=186)...D **Mikey Anderson** hails from Fridley and skated one season at Hill-Murray (2013-14) and two seasons at the University of Minnesota Duluth (2017-19)...C **Blake Lizotte** is a Lindstrom native and played two seasons at St. Cloud State University (2017-19)...Talbot spent two seasons in Minnesota (2020-22), going 51-20-9 with a 2.71 GAA and a .913 SV%.

**FAST FACTS:** Minnesota is 18-8-4 in the last 30 games vs. Los Angeles with 16 of the games decided by one goal...The Wild is 22-6-5 in the last 33 contests played at Xcel Energy Center...Minnesota owns points in 11 of its last 18 games at Crypto.com Arena (8-7-3).

## 2023-2024 MATCHUPS

Thur.	10/19	Xcel Energy Center	7 p.m.	Mon.	4/15	Crypto.com Arena	8:30 p.m.
Wed.	3/20	Crypto.com Arena	9 p.m.				







# NEW JERSEY DEVILS

## TEAM INFORMATION

**Home Ice (Cap., Built)**..... Prudential Center (16,514, 2007)  
**Mailing Address**.....25 Lafayette Street  
 Newark, NJ 07102  
**Telephone**.....973.757.6100  
**Website**.....newjerseydevils.com  
**Twitter**.....@NJDevils  
**Founded**.....1974-75 (Relocated from Colorado in 1982)  
**Stanley Cup Titles**.....3; 1995, 2000, 2003  
**Colors**.....Red, Black and White

## DIRECTORY

**Managing Partner, Chairman, Governor**..... David Blitzer  
**Co-Managing Partner, Vice Chairman, Alt. Governor**..... Josh Harris  
**EVP/General Manager**..... Tom Fitzgerald  
**Head Coach**..... Lindy Ruff  
**Associate Coach**..... Travis Green  
**Assistant Coach**..... Sergei Brylin  
**Assistant Coach**..... Ryan McGill  
**Assistant Coach**..... Chris Taylor  
**Goaltending Coach**..... Dave Rogalski

## WILD vs. NEW JERSEY DEVILS

**2022-23 Wild Record: 2-0-0 (1-0-0 at Xcel Energy Center, 1-0-0 at New Jersey)**  
**All-Time Wild Record: 12-9-8 (6-4-4 at Xcel Energy Center, 6-5-4 at New Jersey)**

Date	Opp.	Scoring By Period					Shots By Period				Power Plays	Penalties/Minutes	Game-Winning Goal	Goaltender (Saves-Shots)	Attn.	
		1	2	3	OT	F	1	2	3	OT						T
	NJ	0	2	0	0	2	8	9	9	3	29	0-2	5-13			
2/11	MIN	1	0	1	0	3	7	8	7	2	24	1-3	5-21	Gustavsson (27-29)	*19,065	
	MIN	0	0	1	1	2	8	11	5	5	29	0-1	3-6	Boldy (4)		
3/21	NJ	0	0	1	0	1	10	12	21	5	48	0-3	1-2	Vanecek (27-29)	16,124	
<b>TOTALS</b>		<b>1</b>	<b>2</b>	<b>3</b>	<b>OT</b>	<b>F</b>	<b>1</b>	<b>2</b>	<b>3</b>	<b>OT</b>	<b>T</b>	<b>Power Plays (%)</b>	<b>Penalties/Minutes</b>	<b>Goaltenders (Record, Saves-Shots)</b>		
	NJ	0	2	1	0	3	18	21	30	8	77	0-5 (0.00)	6-15	Vanecek (0-0-2, 49-53)		
	MIN	1	0	2	1	4	15	19	12	7	53	1-4 (25.0)	8-27	Gustavsson (2-0-0, 74-77)		

## SERIES NOTES

**2022-23:** Minnesota went 2-0-0 against New Jersey...The Wild won the series-opening game, 3-2, in a shootout at Xcel Energy Center (2/11) and outlasted the Devils 2-1 in overtime at Prudential Center (3/21)...C **Joel Eriksson Ek** (1-0=1), C **Ryan Hartman** (1-0=1), LW **Matt Boldy** (1-0=1) and C **Mason Shaw** (1-0=1) all scored goals for the Wild...RW **Mats Zuccarello** netted the winning shootout goal in the first meeting...G **Filip Gustavsson** was 2-0-0 with a 1.38 GAA and a .961 SV%...LW Tomas Tatar led New Jersey with two goals...RW **Timo Meier** also scored for New Jersey...G **Vitek Vanecek** went 0-0-2 with a 1.85 GAA and a .925 SV%.

**WILD LEADERS:** Zuccarello leads Minnesota with 23 points (6-17=23) in 32 contests against the Devils...D **Alex Goligoski** has 14 points (4-10=14) in 33 games...D **Jared Spurgeon** owns 11 points (3-8=11) in 14 matches.

**WILD GOALIES:** G **Marc-Andre Fleury** is 24-25-5 with a 2.46 GAA, a .915 SV% and six shutouts in 54 career starts against New Jersey...Gustavsson is 2-0-0 with a 1.38 GAA and a .961 SV% in two starts.

**DEVILS LEADERS:** RW **Tyler Toffoli** leads New Jersey with 18 points (9-9=18) in 27 games against Minnesota...Meier has 13 points (5-8=13) in 25 games...D **Colin Miller** owns seven points (0-7=7) in 14 games...D **Brendan Smith** has seven points (2-5=7) in 14 games.

**DEVILS GOALIES:** G **Keith Kinkaid** is 1-1-0 with a 4.75 GAA and a 856 SV%A in four games (three starts) vs. the Wild...Vanecek is 0-1-2 with a 2.54 GAA and a .887 SV% in three starts vs. the Wild...G **Akira Schmid** has not faced the Wild.

**CONNECTIONS:** Wild President of Hockey Operations and General Manager **Bill Guerin** was selected by New Jersey in the first round (fifth overall) of the 1989 NHL Draft...He collected 214 points (108-106=214) in 380 career games in seven seasons (1991-98) and won the Stanley Cup with the Devils in 1995...Wild Senior Advisor to the GM **Ray Shero** served as Executive Vice President and General Manager of the Devils from 2015-20...Wild Goaltending Coach **Frederic Chabot** was drafted by New Jersey in the 10th round (192nd overall) of the 1986 NHL Draft...LW **Marcus Johansson** posted 41 points (17-22=41) in 77 games with New Jersey (2017-19)...LW **Pat Maroon** tallied 13 points (3-10=13) in 17 games with the Devils (2017-18)...D **Jon Merrill** was drafted by New Jersey in the second round (38th overall) of the 2010 NHL Draft...He tallied 36 points (6-30=36) in 216 games with the Devils (2013-17)...C **Erik Haula** was selected by Minnesota in the seventh round (182nd overall) of the 2009 NHL Draft and recorded 89 points (42-47=89) in 266 games with the Wild (2013-17).

**FAST FACTS:** Minnesota is 11-5-4 in its last 20 games against New Jersey, including an active nine-game point streak (7-0-2)...The Wild is 5-0-0 in the last five meetings at the Devils.

## 2023-2024 MATCHUPS

Sun. 10/29 Prudential Center 4 p.m. Thur. 11/2 Xcel Energy Center 7 p.m.

# NEW YORK ISLANDERS



## TEAM INFORMATION

**Home Ice (Cap., Built)**..... UBS Arena (TBA, 2021)  
**Mailing Address**.....200 Merrick Ave.  
 East Meadow, NY 11554  
**Telephone**.....516.441.0070  
**Website**.....newyorkislanders.com  
**Twitter**.....@NYIslanders  
**Founded**.....1972-73  
**Stanley Cup Titles**.....4; 1980, 1981, 1982, 1983  
**Colors**.....Royal Blue and Orange

## DIRECTORY

**Owner & Governor**.....Scott Malkin  
**Co-Owner & Alt. Governor**.....Jon Ledecky  
**Co-Owner**.....Dewey Shay  
**President of Hockey Operations & General Manager**.....Lou Lamoriello  
**Head Coach**.....Lane Lambert  
**Assistant Coach**.....Doug Houda  
**Assistant Coach**.....John MacLean  
**Director of Goaltending**.....Mitch Korn  
**Goaltending Coach**.....Piero Greco

## WILD vs. NEW YORK ISLANDERS

**2022-23 Wild Record: 2-0-0 (1-0-0 at Xcel Energy Center, 1-0-0 at New York)**  
**All-Time Wild Record: 18-11-2 (10-4-2 at Xcel Energy Center, 8-7-0 at New York)**

Date	Opp.	Scoring By Period					Shots By Period				Power Plays	Penalties/Minutes	Game-Winning Goal	Goaltender (Saves-Shots)	Attn.
		1	2	3	OT	F	1	2	3	OT					
	MIN	0	0	3	-	3	7	17	12	-	36	0-5	4-8	Steel (2)	
1/12	NYI	1	0	0	-	1	4	10	6	-	20	0-3	6-12	Sorokin (33-35)	17,255
	NYI	1	0	0	0	1	15	6	14	5	40	0-0	2-7	Sorokin (30-31)	
2/28	MIN	1	0	0	0	2	15	8	6	2	31	0-1	1-5	Gustavsson (39-40)	*18,431
<b>TOTALS</b>		<b>1</b>	<b>2</b>	<b>3</b>	<b>OT</b>	<b>F</b>	<b>1</b>	<b>2</b>	<b>3</b>	<b>OT</b>	<b>T</b>	<b>Power Plays (%)</b>	<b>Penalties/Minutes</b>	<b>Goaltenders (Record, Saves-Shots)</b>	
	NYI	2	0	0	0	2	19	16	20	5	60	0-3 (0.0)	8-19	Sorokin (0-1-1, 63-66)	
	MIN	1	0	3	0	4	22	25	18	2	67	0-6 (0.0)	5-13	Gustavsson (2-0-0, 58-60)	

## SERIES NOTES

**2022-23:** Minnesota went 2-0-0 against New Jersey...The Wild won the series-opening matchup, 3-1, at UBS Arena (1/12) and secured a 2-1 shootout victory at Xcel Energy Center (2/28)...LW **Kirill Kaprizov** (1-1=2) and RW **Mats Zuccarello** (0-2=2) led the Wild with two points each...C **Frederic Gaudreau** (1-0=1) recorded a goal and netted the game-winning shootout goal...G **Filip Gustavsson** went 2-0-0 with a 0.96 GAA and a .967 SV%...D **Scott Mayfield** led the Islanders with two points (1-1=2)...RW **Josh Bailey** also scored for the Islanders...G **Ilya Sorokin** went 0-1-1 with a 1.95 GAA and a .955 SV%.

**WILD LEADERS:** LW **Marcus Johansson** leads Minnesota with 22 points (3-19=22) in 38 games against the Islanders...Zuccarello owns 17 points (4-13=17) in 36 matches...D **Alex Goligoski** has 14 points (2-12=14) in 31 contests...D **Jared Spurgeon** owns eight points (3-5=8) in 19 contests.

**WILD GOALIES:** G **Marc-Andre Fleury** is 27-12-6 with a 2.44 GAA, a .918 SV% and five shutouts in 47 games (45 starts) vs. the Islanders...Gustavsson is 2-1-0 with a 2.29 GAA and a .920 SV% in three starts.

**ISLANDERS LEADERS:** C **Bo Horvat** leads the Islanders with 14 points (9-5=14) in 22 matches against Minnesota...RW **Kyle Palmieri** owns 13 points (5-8=13) in 20 games against Minnesota...LW **Anders Lee** has 12 points (6-5=11) in 16 contests...C **Brock Nelson** has nine points (6-3=9) in 17 matches.

**ISLANDERS GOALIES:** G **Semyon Varlamov** is 13-14-1 with a 2.26 GAA, a .928 SV% and one shutout in 29 games (28 starts) against Minnesota...Sorokin is 0-2-1 with a 2.32 GAA and a .920 SV% in three starts.

**CONNECTIONS:** Minnesota President of Hockey Operations and General Manager **Bill Guerin** tallied 80 points (39-41=80) and 128 PIM in 142 games with the Islanders in two seasons (2007-09)...Wild Assistant Coach **Darby Hendrickson** skated in 16 games with the Islanders in 1995-96...Spurgeon was drafted by New York in the sixth round of the 2008 NHL Draft (156th overall)...Islanders Special Assignment Coach **Jacques Lemaire** was the first Head Coach in Wild history and posted a record of 293-255-108 in 656 games over eight seasons (2000-09)...He is Minnesota's all-time leader in games coached and victories and was the recipient of the Jack Adams Award as the NHL's top coach in 2003...RW **Cal Clutterbuck** was selected by Minnesota in the third round of the 2006 NHL Draft (72nd overall) and collected 110 points and 1,457 hits in 346 contests with the Wild (2007-13)...Lee hails from Edina and played high school hockey at Edina and St. Thomas Academy...Nelson is from Warroad...RW **Hudson Fasching** is from Apple Valley and played three seasons at the University of Minnesota (2013-16)...C **Karson Kuhlman** is from Esko and played four seasons at Minnesota Duluth (2014-18).

**FAST FACTS:** The Wild has won four consecutive games against the Islanders and is 7-2-1 in the last 10 meetings...14 of the 31 all-time meetings with the Islanders have been decided by one goal (8-4-2), including eight of the 15 matches at Xcel Energy Center (5-1-2).

## 2023-2024 MATCHUPS

Tue. 11/7 UBS Arena 6:30 p.m. Mon. 1/15 Xcel Energy Center 5 p.m.



# NEW YORK RANGERS

## TEAM INFORMATION

**Home Ice (Cap., Built)**..... Madison Square Garden (18,006, 1968)  
**Mailing Address**..... 2 Pennsylvania Plaza, 14th Floor  
 New York, NY 10121  
**Telephone**..... 212.465.6486  
**Website**..... newyorkrangers.com  
**Twitter**..... @NYRangers  
**Founded**..... 1926-27  
**Stanley Cup Titles**..... 4; 1928, 1933, 1940, 1994  
**Colors**..... Blue, Red and White

## DIRECTORY

**Executive Chairman**..... James L. Dolan  
**President & GM/Alt. Gov.**..... Chris Drury  
**Head Coach**..... Peter Laviolette  
**Associate Coach**..... Phil Housley  
**Assistant Coach**..... Dan Muse  
**Assistant Coach**..... Michael Peca  
**Goaltending Coach**..... Benoit Allaire

## WILD vs. NEW YORK RANGERS

2022-23 Wild Record: 0-1-1 (0-1-0 at Xcel Energy Center, 0-0-1 at New York)

All-Time Wild Record: 14-14-4 (8-7-2 at Xcel Energy Center, 6-7-2 at New York)

Date	Opp.	Scoring By Period				Shots By Period				Power Plays	Penalties/Minutes	Game-Winning Goal	Goaltender (Saves-Shots)	Attn.
		1	2	3	OT F	1	2	3	OT T					
	NYR	3	1	3	- 7	8	13	14	- 35	1-5	7-17	Chytil (1)	Shesterkin (33-36)	
10/13	MIN	0	1	2	- 3	15	15	6	- 36	1-4	8-19	Fleury (28-35)	*18,612	
	MIN	2	0	1	0 3	13	10	7	2 32	0-1	3-8	Fleury (40-43)		
1/10	NYR	0	2	1	0 4	11	20	6	6 43	0-3	2-4	Shesterkin (29-32)	18,006	
<b>TOTALS</b>		<b>1</b>	<b>2</b>	<b>3</b>	<b>OT F</b>	<b>1</b>	<b>2</b>	<b>3</b>	<b>OT T</b>	<b>Power Plays (%)</b>	<b>Penalties/Minutes</b>	<b>Goaltenders (Record, Saves-Shots)</b>		
	NYR	3	3	4	- 10	19	33	20	6 78	1-8 (12.5)	9-21	Shesterkin (2-0-0, 62-68)		
	MIN	2	1	3	- 6	28	25	13	2 68	1-5 (20.0)	11-27	Fleury (0-1-1, 68-78)		

## SERIES NOTES

**2022-23:** Minnesota went 0-1-1 against the Rangers...New York won, 7-3, at Xcel Energy Center in the series opener (10/3) and captured a 4-3 shootout victory in the series finale at Madison Square Garden (1/10)...**LW Matt Boldy** (2-0=2), **LW Marcus Foligno** (0-2=2), **LW Kirill Kaprizov** (1-1=2) and **RW Mats Zuccarello** (2-0=2) led Minnesota with two points each...**G Marc-Andre Fleury** went 0-1-1 with a 4.86 GAA and a .872 SV%...**LW Artemi Panarin** (1-3=4) and **D Adam Fox** (2-2=4) led New York with four points each...**D K'Andre Miller** recorded three points (1-2=3)...**LW Chris Kreider** (2-0=2), **LW Alexis LaFreniere** (0-2=2), **C Vincent Trocheck** (1-1=2) and **C Mika Zibanejad** (0-2=2) posted two points each...**G Igor Shesterkin** was 2-0-0 with a 2.90 GAA and a .912 SV%.

**WILD LEADERS:** **LW Marcus Johansson** leads Minnesota with 21 points (9-12=21) in 35 games against the Rangers...**D Alex Goligoski** has 15 points (2-13=15) in 28 games...Foligno owns 14 points (4-10=14) in 24 matches.

**WILD GOALIES:** Fleury is 33-20-10 with a 2.83 GAA, a .906 SV% and four shutouts in 64 career games (63 starts) against the Rangers...**G Filip Gustavsson** is 0-1-0 with a 2.05 GAA and a .939 SV% in one career start (2/20/22).

**RANGERS LEADERS:** **RW Blake Wheeler** leads New York with 40 points (14-26=40) in 44 games against the Wild...Panarin has 22 points (6-16=22) in 19 games against the Wild...Zibanejad has 11 points (6-5=11) in 17 games.

**RANGERS GOALIES:** **G Jaroslav Halak** is 5-3-4 with a 2.12 GAA, a .925 SV% and two shutouts in 14 career starts against Minnesota...Shesterkin is 2-1-0 with a 2.95 GAA and a .912 SV% in three starts.

**CONNECTIONS:** Zuccarello recorded 352 points (113-239=352) in 509 games in nine seasons (2010-19) with the Rangers...Rangers Hockey Consultant **Doug Risebrough** served as the Wild's General Manager (2000-09)...New York Director of Player Development **Jed Ortmeyer** played in 39 games with Minnesota (2010-12)...**C Nick Bonino** collected 26 points (10-16=26) in 55 games with Minnesota in 2020-21...**C Jonny Brodzinski** is from Ham Lake and skated in three seasons at St. Cloud State University (2012-15)...**D Ryan Lindgren** hails from Burnsville and skated in two seasons at the University of Minnesota (2016-18)...**D K'Andre Miller** was born in Saint Paul and played two seasons at Minnetonka High School (2014-16)...**C Tyler Pitlick** is from Minneapolis and played one season at Minnesota State University (2009-10)...Wheeler is from Plymouth and played three seasons at the University of Minnesota (2005-08).

**FAST FACTS:** Minnesota is on a six-game point streak at Madison Square Garden (4-0-2), out scoring the Rangers 23-14....The Wild is 8-6-1 in its last 15 games against the Rangers in Saint Paul, with seven of those games decided by one goal.

### 2023-2024 MATCHUPS

Sat.	11/4	Xcel Energy Center	7 p.m.	Thur.	11/9	Madison Square Garden	6 p.m.
------	------	--------------------	--------	-------	------	-----------------------	--------

# OTTAWA SENATORS



## TEAM INFORMATION

**Home Ice (Cap., Built)**..... Canadian Tire Centre (18,652, 1996)  
**Mailing Address**..... 1000 Palladium Drive  
 Ottawa, Ontario K2V 1A5  
 613.599.0100  
**Telephone**.....  
**Website**..... ottawasenators.com  
**Twitter**..... @Senators  
**Founded**..... 1992-93  
**Stanley Cup Titles**..... None  
**Colors**..... Red, Gold, White and Black

## DIRECTORY

**General Manager**..... Pierre Dorion  
**Head Coach**..... DJ Smith  
**Associate Coach**..... Jack Capuano  
**Assistant Coach**..... Davis Payne  
**Assistant Coach**..... Bob Jones  
**Goaltending Coach**..... Zac Bierk

## WILD vs. OTTAWA SENATORS

2022-23 Wild Record: 2-0-0 (1-0-0 at Xcel Energy Center, 1-0-0 at Ottawa)

All-Time Wild Record: 15-10-4 (8-5-2 at Xcel Energy Center, 7-5-2 at Ottawa)

Date	Opp.	Scoring By Period				Shots By Period				Power Plays	Penalties/Minutes	Game-Winning Goal	Goaltender (Saves-Shots)	Attn.
		1	2	3	OT F	1	2	3	OT T					
	MIN	2	1	1	- 4	13	17	10	- 40	1-4	8-22	Hartman (1)	Fleury (27-29)	
10/27	OTT	1	0	1	- 2	11	9	9	- 29	1-5	7-20	Forsberg (36-39)	13,870	
	OTT	0	0	2	- 2	5	7	16	- 28	0-3	3-6	Forsberg (19-22)		
12/18	MIN	1	2	1	- 4	11	9	3	- 23	0-3	3-6	Spurgeon (1)	Gustavsson (26-28)	*18,213
<b>TOTALS</b>		<b>1</b>	<b>2</b>	<b>3</b>	<b>OT F</b>	<b>1</b>	<b>2</b>	<b>3</b>	<b>OT T</b>	<b>Power Plays (%)</b>	<b>Penalties/Minutes</b>	<b>Goaltenders (Record, Saves-Shots)</b>		
	OTT	1	0	3	- 4	16	16	25	- 57	1-8 (12.5)	10-26	Forsberg (0-2-0, 55-61)		
	MIN	3	3	2	- 8	24	26	13	- 63	1-7 (14.3)	11-28	Fleury (1-0-0, 27-29); Gustavsson (1-0-0, 26-28)		

## SERIES NOTES

**2022-23:** Minnesota went 2-0-0 against Ottawa...The Wild won, 4-2, in the series opener at Ottawa (10/27) and claimed another 4-2 victory at Xcel Energy Center (12/18)...**LW Kirill Kaprizov** led Minnesota with five points (3-2=5)...**C Frederick Gaudreau** (2-1=3) and **RW Mats Zuccarello** (2-1=3) each had three points...**C Ryan Hartman** (1-1=2) and **D Jared Spurgeon** (1-1=1) had two points each...**G Marc-Andre Fleury** stopped 27-of-29 shots faced in the first meeting...**G Filip Gustavsson** made 26 saves in the second meeting...**RW Alex DeBrincat** (1-1=2), **RW Drake Batherson** (0-2=2), **RW Claude Giroux** (1-1=2) and **D Travis Hamonic** (0-2=2) had two points each...**G Anton Forsberg** went 0-2-0 with a 3.08 GAA and a .902 SV%.

**WILD LEADERS:** Zuccarello leads Minnesota with 17 points (7-10=17) in 18 matches vs. Ottawa...**D Alex Goligoski** has 13 points (2-11=13) in 23 contests...**LW Marcus Johansson** (5-6=11, in 31 games) and **Spurgeon** (5-6=11, in 17 games) have 11 points each.

**WILD GOALIES:** Fleury is 20-10-2 with a 3.14 GAA, a .900 SV% and one shutout in 37 career games (35 starts) against Ottawa...Gustavsson is 1-0-0 with a 2.00 GAA and a .929 SV%.

**SENATORS LEADERS:** **RW Vladimir Tarasenko** leads Ottawa with 30 points (13-17=30) in 34 games against Minnesota...Giroux has 13 points (5-8=13) in 19 games against the Wild...**D Jakob Chychrun** owns 12 points (9-3=12) in 23 games...Hamonic has six points (2-4=6) in 20 contests.

**SENATORS GOALIES:** Forsberg is 1-3-0 with a 2.53 GAA and a .929 SV% in four career starts against Minnesota...**G Joonis Korpi** is 0-2-0 with a 4.02 GAA and a .850 SV% in two starts.

**CONNECTIONS:** Gustavsson went 10-13-3 with a 3.12 GAA and a .905 SV% in 27 games in two seasons with Ottawa (2020-22).

**FAST FACTS:** Minnesota has earned points in 15 of its last 19 contests against Ottawa (13-4-2) dating back to Oct. 11, 2011...The Wild is on a six-game point streak at Canadian Tire Centre (5-0-1) and is 6-1-2 in its last nine games in Ottawa...The Wild has won seven of its last nine meetings at Xcel Energy Center (7-2-0).

### 2023-2024 MATCHUPS

Sat.	11/18	Avicii Arena (Sweden)	10 a.m.	Tue.	4/2	Xcel Energy Center	7 p.m.
------	-------	-----------------------	---------	------	-----	--------------------	--------



# PHILADELPHIA FLYERS

## TEAM INFORMATION

**Home Ice (Cap., Built)**.....Wells Fargo Center (19,173, 1996)  
**Mailing Address**.....3601 South Broad Street  
 Philadelphia, PA 19148  
**Telephone**.....215.465.4500  
**Website**.....philadelphiaflyers.com  
**Twitter**.....@NHLFlyers  
**Founded**.....1967-68  
**Stanley Cup Titles**.....2; 1974, 1975  
**Colors**.....Orange, Black and White

## DIRECTORY

**Chairman & CEO**.....Dave Scott  
**President of Hockey Ops. & GM, Alt. Governor**.....Chuck Fletcher  
**Head Coach**.....John Tortorella  
**Associate Coach**.....Brad Shaw  
**Assistant Coach**.....Rocky Thompson  
**Assistant Coach**.....Darryl Williams  
**Assistant Coach**.....Angelo Ricci  
**Goaltending Coach**.....Kim Dillabaugh

## WILD vs. PHILADELPHIA FLYERS

2022-23 Wild Record: 1-0-1 (1-0-0 at Xcel Energy Center, 0-0-1 at Philadelphia)

All-Time Wild Record: 12-15-3 (7-5-2 at Xcel Energy Center, 5-10-1 at Philadelphia)

Date	Opp.	Scoring By Period					Shots By Period					Power Plays	Penalties/Minutes	Game-Winning Goal	Goaltender (Saves-Shots)	Attn.	
		1	2	3	OT	F	1	2	3	OT	T						
	PHI	1	0	1	0	2	10	11	8	1	30	0-3	8-28				
1/26	MIN	0	1	1	1	3	7	9	5	2	23	1-3	8-28	Zuccarello (3)	Fleury (28-30)	*19,177	
	MIN	1	2	1	0	4	4	10	9	1	24	0-3	1-2		Fleury (30-34)		
3/23	PHI	1	2	1	0	5	10	12	10	2	34	1-1	3-6		Hart (20-24)	18,495	
	<b>TOTALS</b>	<b>1</b>	<b>2</b>	<b>3</b>	<b>OT</b>	<b>F</b>	<b>1</b>	<b>2</b>	<b>3</b>	<b>OT</b>	<b>T</b>	<b>Power Plays (%)</b>	<b>Penalties/Minutes</b>	<b>Goaltenders (Record, Saves-Shots)</b>			
	PHI	2	2	2	0	6	20	23	18	3	64	1-4 (25.0)	11-34	Hart (1-0-1, 40-47)			
	MIN	1	3	2	1	7	11	19	14	3	47	1-6 (16.7)	9-30	Fleury (1-0-1, 58-64)			

## SERIES NOTES

**2022-23:** Minnesota went 1-0-1 against Philadelphia...The Wild earned a 3-2 overtime victory in the series-opening game at Xcel Energy Center (1/26) and fell 5-4 in a shootout at Wells Fargo Center (3/23)...**LW Matt Boldy** led the Wild with five points (4-1=5)...**RW Mats Zuccarello** posted three points (1-2=3)...**LW Marcus Foligno** (1-1=2) and **C Joel Eriksson Ek** (0-2=2) each had two points...**G Marc-Andre Fleury** was 1-0-1 with a 2.85 GAA and a .906 SV%...**D Tony DeAngelo** led Philadelphia with three points (1-2=3)...**LW Noah Cates** (1-1=2), **LW Joel Farabee** (1-1=2) and **D Rasmus Ristolainen** (1-1=2) all had two points...**G Carter Hart** was 1-0-1 with a 3.31 GAA and a .851 SV%.

**WILD LEADERS:** Zuccarello leads the Wild with 20 points (5-15=20) in 31 matches against the Flyers...**LW Marcus Johansson** has 19 points (7-12=19) in 39 games...**D Alex Goligoski** owns 16 points (5-11=16) in 32 contests...**LW Pat Maroon** has 14 points (7-7=14) in 20 games.

**WILD GOALIES:** Fleury is 32-19-3 with a 2.87 GAA, a .902 SV% and three shutouts in 60 career games against Philadelphia...**G Filip Gustavsson** has not appeared in a game against Philadelphia.

**FLYERS LEADERS:** **D Ryan Ellis** (3-5=8, in 32 games) and **RW Cam Atkinson** (6-2=8, in 16 games) lead Philadelphia with eight points each against Minnesota...**C Sean Couturier** has seven points (5-2=7) in 24 games...**C Scott Laughton** owns six points (2-4=6) in 12 games.

**FLYERS GOALIES:** Hart is 2-2-1 with a 3.76 GAA and a .873 SV% in five starts against the Wild...**G Felix Sandstrom** has not faced Minnesota.

**CONNECTIONS:** Minnesota Goaltending Coach **Frederic Chabot** went 0-1-1 in four games with the Flyers in the 1993-94 season...**C Ryan Hartman** skated in 19 games with Philadelphia during the 2018-19 season...**LW Pat Maroon** was selected by Philadelphia in the sixth round (161st overall) of the 2007 NHL Draft...Flyers Vice President & Assistant General Manager **Brent Flahr** served as Wild Assistant General Manager (2009-18) before joining Philadelphia...**LW Noah Cates** is from Stillwater and played four seasons at the University of Minnesota Duluth (2018-22)...**LW Nicolas Deslauriers** recorded three points (3-0=2) in 20 games with the Wild (2021-22)...**D Ryan Poehling** is from Lakeville and played at St. Cloud State University for three seasons (2016-19)...**D Nick Seeler** was selected by the Wild in the fifth round (131st overall) of the 2011 NHL Draft and collected 11 points (2-9=11) in 99 games with Minnesota (2017-20).

**FAST FACTS:** The Wild is 6-3-1 in its last 10 contests against the Flyers...Minnesota's five goals on March 3, 2022, set a new team-high against Philadelphia...Minnesota has posted back-to-back shutouts twice against Philadelphia (last, 11/11-11/14/17)...The first time was Feb. 10-12, 2003, which also marked the first back-to-back shutouts in team history...The Wild has shutout the Flyers five times in the 28 all-time meetings – tied for its most shutouts against an Eastern Conference team.

## 2023-2024 MATCHUPS

Thur.	10/26	Wells Fargo Center	6:30 p.m.	Fri.	1/12	Xcel Energy Center	7 p.m.

# PITTSBURGH PENGUINS



## TEAM INFORMATION

**Home Ice (Cap., Built)**.....PPG Paints Arena (18,187, 2010)  
**Mailing Address**.....1001 Fifth Avenue  
 Pittsburgh, PA 15219  
**Telephone**.....412.642.1300  
**Website**.....pittsburghpenguins.com  
**Twitter**.....@penguins  
**Founded**.....1967-68  
**Stanley Cup Titles**.....5; 1991, 1992, 2009, 2016, 2017  
**Colors**.....Black, Gold and White

## DIRECTORY

**Co-Owner/Chairman**.....Mario Lemieux  
**General Manager**.....Ron Hextall  
**President of Hockey Operations**.....Brian Burke  
**Head Coach**.....Mike Sullivan  
**Associate Coach**.....Todd Reirdan  
**Assistant Coach**.....Ty Hennes  
**Assistant Coach**.....Mike Vellucci  
**Goaltending Coach**.....Andy Chioldo

## WILD vs. PITTSBURGH PENGUINS

2022-23 Wild Record: 0-2-0 (0-1-0 at Xcel Energy Center, 0-1-0 at Pittsburgh)

All-Time Wild Record: 14-15-2 (6-6-2 at Xcel Energy Center, 8-8-0 at Pittsburgh)

Date	Opp.	Scoring By Period					Shots By Period					Power Plays	Penalties/Minutes	Game-Winning Goal	Goaltender (Saves-Shots)	Attn.	
		1	2	3	OT	F	1	2	3	OT	T						
	PIT	2	1	3	-	6	4	16	12	-	32	2-5	3-6				
11/17	MIN	0	2	2	-	4	5	9	9	-	23	0-3	5-10	McGinn (3)	Jarry (19-23)		
	MIN	0	0	1	-	1	5	13	10	-	28	1-5	4-8		Gustavsson (26-31)	*18,224	
4/6	PIT	1	1	2	-	4	19	5	7	-	31	1-4	5-10	Rakell (2)	Fleury (27-31)	18,417	
	<b>TOTALS</b>	<b>3</b>	<b>2</b>	<b>3</b>	<b>OT</b>	<b>F</b>	<b>1</b>	<b>2</b>	<b>3</b>	<b>OT</b>	<b>T</b>	<b>Power Plays (%)</b>	<b>Penalties/Minutes</b>	<b>Goaltenders (Record, Saves-Shots)</b>			
	PIT	3	2	5	-	10	23	21	19	-	63	3-9 (33.3)	8-16	Jarry (2-0-0, 46-51)			
	MIN	0	2	3	-	5	10	22	19	-	51	1-8 (12.5)	9-18	Gustavsson (0-1-0, 26-31); Fleury (0-1-0, 27-31)			

## SERIES NOTES

**2022-23:** Minnesota went 0-2-0 against Pittsburgh...The Penguins won the series-opening matchup, 6-4, at Xcel Energy Center (11/17) and claimed a 4-1 victory in the second game at PPG Paints Arena (4/6)...**C Joel Eriksson Ek** (2-0=2) and **RW Mats Zuccarello** (0-2=0) paced Minnesota with two points...**RW Brandon Duhaime** (1-0=1), **D Matt Dumba** (1-0=1) and **LW Marcus Johansson** (1-0=1) also scored for the Wild...**G Filip Gustavsson** saved 26 of 31 shots faced for Minnesota in the first meeting...**G Marc-Andre Fleury** stopped 27-of-31 shots faced in the second meeting...**LW Jake Guentzel** led Pittsburgh with five points (1-4=5)...**C Sidney Crosby** tallied four points (2-2=4)...**D Kris Letang** (2-1=3) and **RW Rickard Rakell** (1-2=3) each had three points...**G Tristan Jarry** was 2-0-0 with a 2.51 GAA and a .902 SV%.

**WILD LEADERS:** Johansson leads Minnesota with 23 points (10-13=23) in 40 career games against Pittsburgh...Zuccarello owns 22 points (6-16=22) in 34 games...**LW Pat Maroon** (3-7=10, in 21 games) and **D Jonas Brodin** (2-8=10, in 18 games) each have 10 points.

**WILD GOALIES:** Fleury is 4-4-0 with a 3.19 GAA, a .900 SV% and one shutout in eight starts vs. Pittsburgh...Gustavsson is 1-2-0 with a 4.02 GAA and a .875 SV% in three games (two starts).

**PENGUINS LEADERS:** **D Erik Karlsson** leads Pittsburgh with 33 points (9-24=33) in 27 games vs. Minnesota...Crosby (10-22=32, in 22 games) and **C Jeff Carter** (15-17=32, in 43 games) each have 32 points...**C Evgeni Malkin** owns 23 points (10-13=23) in 18 matches...**D Kris Letang** has 18 points (4-14=18) in 20 contests.

**PENGUINS GOALIES:** Jarry is 3-0-1 with a 2.95 GAA and a .900 SV% in four career starts vs. the Wild...**G Casey DeSmith** is 4-0-0 with a 2.22 GAA and a .931 SV% in four career starts...**G Alex Nedeljkovic** is 0-1-1 with a 5.50 GAA and a .828 SV% in two starts.

**CONNECTIONS:** Minnesota President of Hockey Operations and General Manager **Bill Guerin** totaled 57 points (26-31=57) in 95 games with Pittsburgh in two seasons (2008-10), winning the Stanley Cup in 2009...Guerin spent eight seasons in the Penguins front office (2011-19), including five seasons (2014-19) as Assistant General Manager where he won two more Stanley Cups (2016, 2017)...**D Calen Addison** was selected by the Penguins in the second round (53rd overall) of the 2018 NHL Draft...Fleury was selected by the Penguins first overall in the 2003 NHL Draft and went 375-216-68 with a 2.58 GAA, a .912 SV% and 44 shutouts in 691 career games (667 starts) in 13 seasons (2003-17)...He posted a 62-51 record with a 2.65 GAA, a .908 SV% and 10 shutouts in 115 career playoff contests (113 starts) with Pittsburgh and win the Stanley Cup in 2009, 2016 and 2017...**C Frederick Gaudreau** collected 10 points (2-8=10) in 19 games with the Penguins in 2020-21...**D Alex Goligoski** was drafted by the Penguins in the second round (61st overall) of the 2004 NHL Draft and recorded 90 points (23-67=90) in 177 games during parts of four seasons with Pittsburgh (2007-11) and won the Stanley Cup in 2009...Gustavsson was selected by Pittsburgh in the second round (55th overall) of the 2016 NHL Draft...Crosby played at Shattuck St. Mary's (2002-03)...Guentzel played high school hockey at Hill-Murray...**LW Rem Pitlick** tallied 11 points (6-5=11) in 20 games with Minnesota (2021-22).

**FAST FACTS:** The Wild went 9-2-1 in its first 12 meetings against the Penguins and is 3-7-1 in its last 11 meetings.

## 2023-2024 MATCHUPS

Mon.	12/18	PPG Paints Arena	6 p.m.	Fri.	2/9	Xcel Energy Center	7 p.m.



# SAN JOSE SHARKS

## TEAM INFORMATION

**Home Ice (Cap., Built)**.....SAP Center at San Jose (17,562, 1993)  
**Mailing Address**.....525 West Santa Clara St.  
 San Jose, CA 95113  
**Telephone**.....408.287.7070  
**Website**.....sjssharks.com  
**Twitter**.....@SanJoseSharks  
**Founded**.....1991-92  
**Stanley Cup Titles**.....None  
**Colors**.....Deep Pacific Teal, Burnt Orange and Black

## DIRECTORY

**Owner**.....Hasso Plattner  
**President**.....Jonathan Becher  
**General Manager**.....Mike Quinn  
**Head Coach**.....David Quinn  
**Assistant Coach**.....Scott Gordon  
**Assistant Coach**.....Ryan Warsofsky  
**Assistant Coach**.....Brian Wiseman  
**Director, Goaltending**.....Evgeni Nabokov  
**Goaltending Coach**.....Thomas Speer

## WILD vs. SAN JOSE SHARKS

2022-23 Wild Record: 1-1-1 (0-0-1 at Xcel Energy Center, 1-1-0 at San Jose)

All-Time Wild Record: 37-36-9 (20-15-5 at Xcel Energy Center, 17-21-4 at San Jose)

Date	Opp.	Scoring By Period					Shots By Period					Power Plays	Penalties/Minutes	Game-Winning Goal	Goaltender (Saves-Shots)	Attn.	
		1	2	3	OT	F	1	2	3	OT	T						
	SJ	0	0	2	0	3	6	10	18	3	37	0-3	2-4				
11/13	MIN	1	0	1	0	2	9	12	6	3	30	0-2	3-6			17,105	
	MIN	1	1	0	-	2	10	6	10	-	26	0-4	7-28				
12/22	SJ	2	2	1	-	5	10	11	4	-	25	2-6	5-13	Meier (3)		13,128	
	MIN	1	1	3	-	5	5	13	11	-	29	2-4	5-10				
3/11	SJ	0	1	1	-	2	18	11	8	-	37	2-5	4-8	Johansson (6)		17,562	
	SJ	2	3	4	0	9	34	32	30	3	99	4-14 (28.6)	11-25				
	MIN	3	2	4	0	9	24	31	27	3	85	2-10 (20.0)	15-44	Gustavsson (1-1-0, 50-56); Fleury (1-0-0, 35-37)			

## SERIES NOTES

**2022-23:** Minnesota went 1-1-1 against San Jose...Minnesota dropped the series opening game, 3-2, in a shootout at Xcel Energy Center (11/13) and the second game, 5-2, at SAP Center (12/22), and won the series finale 5-2 in San Jose (3/11)...RW **Mats Zuccarello** led Minnesota with four points (2-2=4)...LW **Matt Boldy** tallied three points (1-2=3)...C **Frederick Gaudreau** scored two goals...G **Filip Gustavsson** was 0-1-1 with a 2.93 GAA and a .902 SV% in two starts...G **Marc-Andre Fleury** stopped 35-of-37 shots in the third meeting...D Eric Karlsson led San Jose with six points (1-5=6)...D **Marc-Edouard Vlasic** (0-2=2) and **D Matt Benning** (0-2=2) each had two points...G James Reimer went 2-1-0 with a 2.61 GAA and a .905 SV% in three starts.

**WILD LEADERS:** Zuccarello leads the Wild with 26 points (9-17=26) in 28 contests against the Sharks...D **Alex Goligoski** (3-15=18, in 51 games), **D Jared Spurgeon** (8-10=18, in 41 games) and **LW Pat Maroon** (10-8=18, in 29 games) all have 18 points.

**WILD GOALIES:** Fleury is 18-5-4 with a 1.88 GAA, a .939 SV% and three shutouts in 27 starts vs. San Jose...Gustavsson is 0-1-1 with a 2.93 GAA and .902 SV% in two starts against the Sharks.

**SHARKS LEADERS:** C **Logan Couture** leads San Jose with 28 points (13-15=28) in 45 games against Minnesota...C **Tomas Hertl** owns 22 points (9-13=22) in 29 games...LW **Mike Hoffman** owns 18 points (10-8=18) in 22 games.

**SHARKS GOALIES:** G **Kaapo Kahkonen** has not faced Minnesota...G **MacKenzie Blackwood** is 0-1-1 with a 3.38 GAA and a .892 SV% in two starts.

**CONNECTIONS:** Minnesota President of Hockey Operations and General Manager **Bill Guerin** skated in 16 games with San Jose during the 2006-07 season...Wild Head Coach **Dean Evason** collected 57 points (23-34=57) and 231 PIM in 158 contests with the Sharks over two seasons (1991-93)...D **Jake Middleton** recorded 12 points (3-9=12) and 82 PIM in 59 games for San Jose in parts of four seasons (2018-22)...Kahkonen was selected by Minnesota in the fourth round (109th overall) of the 2014 NHL Draft and went 31-17-4 with a 2.89 GAA, a .907 SV% and two shutouts in 54 games (51 starts) with the Wild (2019-22)...C **Luke Kunin** was drafted by Minnesota in the first round (15th overall) of the 2016 NHL Draft and totaled 52 points (23-29=52) in 131 games in three seasons with the Wild (2017-20)...C **Nico Sturm** tallied 36 points (20-16=36) in 111 games in parts of four seasons with the Wild (2018-22).

**FAST FACTS:** Minnesota has won six of the last nine meetings vs. San Jose...The Wild is 6-3-1 in its last 10 games vs. San Jose...Minnesota is 13-6-2 in its last 21 contests against the Sharks at Xcel Energy Center...The Wild has points in 10 of the last 15 games played at SAP Center at San Jose (9-5-1).

## 2023-2024 MATCHUPS

Sun.	3/3	Xcel Energy Center	6 p.m.	Sat.	4/13	SAP Center at San Jose	9:30 p.m.
Thur.	3/28	Xcel Energy Center	7 p.m.				

# SEATTLE KRAKEN



## TEAM INFORMATION

**Home Ice (Cap., Built)**.....Climate Pledge Arena (17,100, 2021)  
**Mailing Address**.....16 W. Harrison St., Suite 200  
 Seattle, WA 98119  
**Telephone**.....206-460-7825  
**Website**.....nhl.com/kraken  
**Twitter**.....@SeattleKraken  
**Founded**.....2021-22  
**Stanley Cup Titles**.....None  
**Colors** Deep Sea Blue, Boundless Blue, Ice Blue, Shadow Blue and Red Alert

## DIRECTORY

**Owner/Chairman**.....David Bonderman  
**CEO**.....Tod Leiweke  
**EVP, General Manager**.....Ron Francis  
**Head Coach**.....Dave Hakstol  
**Assistant Coach**.....Jay Leach  
**Assistant Coach**.....Dave Lowry  
**Assistant Coach**.....Paul McFarland  
**Goaltending Coach**.....Steve Biere

## WILD vs. SEATTLE KRAKEN

2022-23 Wild Record: 2-1-0 (1-1-0 at Xcel Energy Center, 1-0-0 at Seattle)

All-Time Wild Record: 4-2-0 (2-1-0 at Xcel Energy Center, 2-1-0 at Seattle)

Date	Opp.	Scoring By Period					Shots By Period					Power Plays	Penalties/Minutes	Game-Winning Goal	Goaltender (Saves-Shots)	Attn.
		1	2	3	OT	F	1	2	3	OT	T					
	SEA	0	3	1	-	4	6	8	9	-	23	1-2	2-4	Geekie (3)		
11/3	MIN	0	0	0	-	0	4	12	6	-	22	0-2	2-4			17,221
	MIN	1	0	0	-	1	8	7	6	-	21	0-3	4-8	Zuccarello (1)		
11/11	SEA	0	0	0	-	0	6	8	14	-	28	0-4	3-6			17,151
	SEA	0	0	1	-	1	13	13	10	-	36	0-3	6-18	JONES (6-7); Grubauer (9-13)		
3/27	MIN	1	2	2	-	5	5	7	8	-	20	1-3	6-18	Boldy (5)		*19,291
	SEA	0	3	2	-	5	25	29	33	-	87	1-9 (11.1)	11-28	Jones (1-1-0, 48-50); Grubauer (0-1-0, 4-9)		
	MIN	2	2	2	-	6	17	26	20	-	63	1-8 (12.5)	12-30	Fleury (2-1-0, 82-87)		

## SERIES NOTES

**2022-23:** Minnesota went 2-1-0 against Seattle...The Wild fell by a 4-0 score at Xcel Energy Center (1/3), earned a 1-0 win at Climate Pledge Arena (11/11) and won the series finale 5-1 in Saint Paul (3/27)...LW **Matt Boldy** led Minnesota with three points (3-0=3)...RW **Mats Zuccarello**, **C Ryan Hartman** and **D Jake Middleton** also scored for Minnesota...G **Marc-Andre Fleury** was 2-1-0 with a 1.67 GAA, a .943 SV% and one shutout in three starts...C **Morgan Geekie** (1-1=2), **C Alex Wennberg** (2-0=2) and **D Daniel Sprong** (0-2=2) led the Kraken with two points each...G **Martin Jones** was 1-1-0 with a 0.88 GAA, a .960 SV% and one shutout in two starts...G **Philipp Grubauer** stopped nine of 13 shots faced in the third meeting.

**WILD LEADERS:** LW **Kirill Kaprizov** (1-5=6, in four games) and **Hartman** (3-3=6, in four games) lead Minnesota with six points each against Seattle...C **Joel Eriksson Ek** has five points (2-3=5) in six games...LW **Marcus Johansson** (1-3=4, in four games) and **Boldy** (3-1=4, in four games) each have four points.

**WILD GOALIES:** Fleury is 4-1-1 with a 1.97 GAA, a .935 SV% and one shutout in six career starts vs. the Kraken...G **Filip Gustavsson** has not faced Seattle.

**KRAKEN LEADERS:** C **Jaden Schwartz** leads the Kraken with 28 points (14-14=28) in 41 contests vs. Minnesota...RW **Jordan Eberle** has 23 points (7-16=23) in 37 games...LW **Andre Burakovsky** owns 16 points (4-12=16) in 25 contests.

**KRAKEN GOALIES:** G **Chris Driedger** stopped 22 of 25 shots faced in his only start against the Wild, a 4-2 loss (12/3/19)...Grubauer is 9-7-0 with a 3.00 GAA, a .892 SV% and one shutout in 16 career games (15 starts) against the Wild...G **Joey Daccord** has not faced Minnesota.

**CONNECTIONS:** LW **Marcus Johansson** recorded 23 points (6-17-23) in 51 games with Seattle in 2021-22...D **Wili Borgen** hails from Moorhead and skated in four seasons at St. Cloud State University (2015-18)...D **Carson Soucy** was selected by Minnesota in the fifth round (137th overall) of the 2013 NHL Draft and tallied 31 points (8-23=31) in 108 games during three seasons with the Wild (2017-18, 2019-21)...Kraken television analyst **J.T. Brown** recorded eight points (3-5=8) in 56 games with Minnesota in 2018-19.

**FAST FACTS:** Minnesota is 4-1-0 in its last five games against Seattle, outscoring the Kraken 16-10.

## 2023-2024 MATCHUPS

Sun.	12/10	Climate Pledge Arena	8 p.m.	Thur.	4/18	Xcel Energy Center	6 p.m.
Sat.	2/24	Climate Pledge Arena	9 p.m.				



# ST. LOUIS BLUES

## TEAM INFORMATION

**Home Ice (Cap., Built)**.....Enterprise Center (18,096, 1994)  
**Mailing Address**.....1401 Clark Avenue at Brett Hull Way  
 St. Louis, MO 63103  
**Telephone**.....314.622.2500  
**Website**.....stlouisblues.com  
**Twitter**.....@StLouisBlues  
**Founded**.....1967-68  
**Stanley Cup Titles**.....2019  
**Colors**.....White, Navy, Blue and Gold

## DIRECTORY

**Chairman/Governor**.....Tom Stillman  
**President of Hockey Ops/GM/Alt. Governor**.....Doug Armstrong  
**Vice President, Hockey Operations**.....Peter Chiarelli  
**Head Coach**.....Craig Berube  
**Assistant Coach**.....Craig MacTavish  
**Assistant Coach**.....Mike Van Ryn  
**Assistant Coach**.....Steve Ott  
**Goaltending Coach**.....David Alexander

## WILD vs. ST. LOUIS BLUES

2022-23 Wild Record: 3-1-0 (1-1-0 at Xcel Energy Center, 2-0-0 at St. Louis)

All-Time Wild Record: 40-33-19 (25-14-8 at Xcel Energy Center, 15-19-11 at St. Louis)

Date	Opp.	Scoring By Period				Shots By Period				Power Plays	Penalties/Minutes	Game-Winning Goal	Goaltender (Saves-Shots)	Attn.	
		1	2	3	OT F	1	2	3	OT T						
	MIN	1	2	2	-	5	10	14	8	-	32	0-2	6-20	Hartman (2)	
12/31	STL	1	1	0	-	2	12	5	14	-	31	0-4	4-16	Binnington (27-31)	18,096
	STL	1	0	2	-	3	14	6	4	-	38	1-4	3-6	Saad (1)	
1/8	MIN	0	0	0	-	0	9	3	23	-	35	0-3	3-8	Gustavsson (21-23)	*18,745
	MIN	1	5	2	-	8	12	17	6	-	35	2-4	7-14	Goligoski (2)	
3/15	STL	3	1	1	-	5	9	10	17	-	36	3-5	6-23	BINNINGTON (19-24); Greiss (8-11)	18,096
	STL	1	0	2	-	3	18	10	12	-	40	0-2	4-8	Binnington (25-29)	
4/8	MIN	2	2	1	-	5	8	12	10	-	30	1-4	2-4	Spurgeon (3)	*19,191
<b>TOTALS</b>		<b>6</b>	<b>2</b>	<b>5</b>	<b>-</b>	<b>13</b>	<b>53</b>	<b>31</b>	<b>47</b>	<b>-</b>	<b>131</b>	<b>4-15</b>	<b>(26.7)</b>	<b>17-26</b>	<b>Binnington (0-2-0, 71-84); Greiss (1-1-0, 43-46)</b>
	MIN	4	9	5	-	18	39	46	47	-	132	3-13	(23.1)	18-26	Fleury (2-0-0, 60-67); Gustavsson (1-1-0, 58-63)

## SERIES NOTES

**2022-23:** Minnesota went 3-1-0 against St. Louis...The Wild earned a 5-2 victory at St. Louis in the first meeting (12/31), fell 3-0 at Xcel Energy Center in the second game (1/8), won 8-5 at St. Louis in the third matchup (3/15) and won the series finale 5-3 in Saint Paul (4/8)...**C Ryan Hartman** led Minnesota with seven points (5-2=7)...**C Joel Eriksson Ek** had four points (1-3=4)...**D Jared Spurgeon** (2-1=3) and **C Freddy Gaudreau** (1-2=3) both had three points...**G Marc-Andre Fleury** was 2-0-0 with a 3.52 GAA and a .896 SV%...**G Filip Gustavsson** was 1-1-0 with a 2.58 GAA and a .921 SV% in two starts...**LW Pavel Buchnevich** led the Blues with six points (4-2=6)...**C Brayden Schenn** had four points (2-2=4)...**D Torey Krug** (0-3=3), **C Jordan Kyrou** (0-3=3) and **C Robert Thomas** (0-3=3) each had three points...**G Jordan Binnington** was 0-2-0 with a 5.21 GAA and a .845 SV% in three games...**G Thomas Greiss** was 1-1-0 with a 2.06 GAA and a .935 SV% in two games (one start).

**WILD LEADERS:** **D Alex Goligoski** leads the Wild with 23 points (7-16=23) in 50 games vs. the Blues...**Hartman** (11-6=17, in 30 games) and **RW Mats Zuccarello** (7-10=17, in 27 games) have 17 points each...**Spurgeon** owns 14 points (4-10=14) in 50 games...

**WILD GOALIES:** Fleury is 11-12-2 with a 2.82 GAA and a .910 SV% in 25 career starts vs St. Louis...**Gustavsson** is 1-1-0 with a 2.58 GAA and a .921 SV% in two career starts.

**BLUES LEADERS:** **Krug** (6-2=6, in 25 games) and **Schenn** (9-17=26, in 32 games) lead St. Louis with 26 points...**LW Brandon Saad** owns 24 points (13-11=24) in 42 games...**D Nick Leddy** owns 19 points (3-16=19) in 33 contests.

**BLUES GOALIES:** Binnington is 7-3-1 with a 2.79 GAA, a .906 SV% and one shutout in 12 career starts against Minnesota...**G Joel Hofer** has not faced the Wild...**G Malcolm Subban** is 0-4-0 with a 3.46 GAA and a .891 SV% in five games (four starts)

**CONNECTIONS:** Wild President of Hockey Operations and General Manager **Bill Guerin** registered 47 points (28-19=47) in 61 contests with the Blues in 2006-07...**LW Pat Maroon** is from St. Louis and spent one season with the Blues winning the Stanley Cup in 2018-19...He recorded 28 points (10-18=28) in 74 regular season games and seven points (3-4=7) in 26 Stanley Cup Playoff games...**D Justin Faulk** is from South Saint Paul and played one season at the University of Minnesota Duluth (2010-11)...**Leddy** hails from Eden Prairie and was selected by Minnesota in the first round (16th overall) of the 2009 NHL Draft...**D Marco Scandella** was selected by the Wild in the second round (55th overall) of the 2008 NHL Draft and recorded 89 points (27-62=89) in 373 games in seven seasons (2010-17) with Minnesota...**C Oskar Sundqvist** recorded seven points (3-4=7) in 15 games with Minnesota in 2022-23.

**FAST FACTS:** The Wild is 11-9-5 in its last 25 games vs. St. Louis...The Wild topped the Blues in the 2015 First Round, clinching the series with a Game 6 win in Saint Paul – marking the first time in franchise history Minnesota won a playoff series on home ice...The Blues defeated the Wild in the 2017 First Round and 2022 First Round.

## 2023-2024 MATCHUPS

Tue.	11/28	Xcel Energy Center	7 p.m.	Sat.	3/16	Enterprise Center	7 p.m.
Sat.	3/2	Enterprise Center	2 p.m.	Sat.	3/23	Xcel Energy Center	1 p.m.

# TAMPA BAY LIGHTNING



## TEAM INFORMATION

**Home Ice (Cap., Built)**.....Amalie Arena (19,092, 1996)  
**Mailing Address**.....401 Channelside Drive  
 Tampa, FL 33602  
**Telephone**.....813.301.6500  
**Website**.....tampabaylightning.com  
**Twitter**.....@TBLighting  
**Founded**.....1992-93  
**Stanley Cup Titles**.....3; 2004, 2020, 2021  
**Colors**.....Black, White, Blue and Silver

## DIRECTORY

**Owner, Chairman and Governor**.....Jeff Vinik  
**Chief Executive Officer**.....Steve Griggs  
**Vice President & General Manager, Alt. Gov.**.....Julien Brisebois  
**Head Coach**.....Jon Cooper  
**Assistant Coach**.....Jeff Blashill  
**Assistant Coach**.....Jeff Halpern  
**Assistant Coach**.....Rob Zetterler  
**Goaltending Coach**.....Frantz Jean

## WILD vs. TAMPA BAY LIGHTNING

2022-23 Wild Record: 1-1-0 (1-0-0 at Xcel Energy Center, 0-1-0 at Tampa Bay)

All-Time Wild Record: 20-8-4 (14-2-0 at Xcel Energy Center, 6-6-4 at Tampa Bay)

Date	Opp.	Scoring By Period				Shots By Period				Power Plays	Penalties/Minutes	Game-Winning Goal	Goaltender (Saves-Shots)	Attn.	
		1	2	3	OT F	1	2	3	OT T						
	TB	0	1	0	-	1	11	12	12	-	35	1-4	6-10	Elliott (28-32)	
1/4	MIN	1	3	1	-	5	12	12	9	-	33	1-3	5-12	Kaprizov (4)	GUSTAVSSON (34-35); Fleury (0-0) *18,427
	MIN	0	2	0	-	2	8	12	15	-	35	1-4	6-15	Fleury (35-38)	
1/24	TB	0	2	2	-	4	11	10	18	-	39	1-5	6-23	Stamkos (4)	Vasilevskiy (33-35) 19,092
<b>TOTALS</b>		<b>0</b>	<b>3</b>	<b>2</b>	<b>-</b>	<b>5</b>	<b>22</b>	<b>22</b>	<b>30</b>	<b>-</b>	<b>74</b>	<b>2-9</b>	<b>(22.2)</b>	<b>12-33</b>	<b>Elliott (0-1-0, 28-32); Vasilevskiy (0-1-0, 33-36)</b>
	MIN	1	5	1	-	7	20	24	24	-	68	2-7	(28.6)	11-27	Gustavsson (1-0-0, 34-35); Fleury (0-1-0, 35-38)

## SERIES NOTES

**2022-23:** Minnesota went 1-1-0 against Tampa Bay...The Wild beat Tampa Bay, 5-1, in the series debut at Xcel Energy Center (1/4) and fell 4-2 in the second game at Amalie Arena (1/24)...**D Calen Addison** (1-2=3), **C Joel Eriksson Ek** (2-1=3), **LW Kirill Kaprizov** (3-0=3) and **LW Matt Boldy** (0-3=3) all had three points...**G Filip Gustavsson** was 1-0-0 with a 1.04 GAA and a .971 SV%...**G Marc-Andre Fleury** was 0-1-0 with a 3.01 GAA and a .921 SV% in two games (one start)...**RW Nikita Kucherov** led Tampa Bay with three points (1-2=3)...**RW Corey Perry** scored twice for Tampa...**C Brayden Point** (1-0=1) and **C Steven Stamkos** also scored...**G Brian Elliott** was 0-1-0 with a 4.08 GAA and a .875 SV% in his lone start...**G Andrei Vasilevskiy** was 1-0-0 with a 2.01 GAA and a .943 SV%.

**WILD LEADERS:** **LW Marcus Johansson** leads Minnesota with 22 points (8-14=22) in 39 games against Tampa Bay...**D Alex Goligoski** has 19 points (3-16=19) in 24 games against the Lightning...**RW Mats Zuccarello** has 14 points (6-8=14) in 24 matches...**LW Marcus Foligno** owns 13 points (8-5=13) in 28 games...**D Jared Spurgeon** has 10 points (3-7=10) in 17 contests.

**WILD GOALIES:** Fleury is 21-15-4 with a 2.68 GAA, a .902 SV% and two shutouts in 44 career games (41 starts) against Tampa Bay...**Gustavsson** is 1-0-0 with a 1.04 GAA and a .971 SV% in one career game against Tampa.

**LIGHTNING LEADERS:** **Stamkos** leads Tampa Bay with 14 points (5-9=14) in 21 matches against Minnesota...**Kucherov** owns 13 points (8-5=13) in 15 games...**RW Josh Archibald** (4-3=7, in 11 games) and **D Mikhail Sergachev** (1-6=7, in 10 games) have seven points each.

**LIGHTNING GOALIES:** Vasilevskiy is 4-4-2 with a 2.48 GAA, a .920 SV% and one shutout in 10 career starts vs. Minnesota...**G Jonas Johansson** made one relief appearance against Minnesota (4/7/21).

**CONNECTIONS:** **LW Pat Maroon** recorded 82 points (29-53=82), 415 PIM and a plus-21 rating in 280 career games with Tampa Bay (2019-23)...**Maroon** skated in 77 Stanley Cup Playoff games with Tampa Bay and tallied 17 points (7-10=17) and won back-to-back Stanley Cups with the Lightning (2020, 2021)...**LW Cole Koepke** is from Two Harbors and played three seasons at the University of Minnesota Duluth (2018-21)...**D Nick Perbix** is from Minneapolis and played four seasons at St. Cloud State University (2018-22)...**Lightning CEO Steve Griggs** spent eight years as Vice President of Sales and Service for the Wild...**Tampa Bay Assistant General Manager, Director of Player Development Stacy Roest** collected 48 points (17-31=48) in 134 games with Minnesota (2000-02).

**FAST FACTS:** Minnesota has earned points in 13 of its last 17 games against Tampa Bay (11-4-2)...The Wild is on a 10-game win streak in Saint Paul, its longest active win streak on home ice (since 11/28/11)...Minnesota earned its first-ever franchise win, 6-5, against Tampa Bay at Xcel Energy Center (10/18/00).

## 2023-2024 MATCHUPS

Thur.	1/4	Xcel Energy Center	7 p.m.	Thur.	1/18	Amalie Arena	6 p.m.



# TORONTO MAPLE LEAFS

# VANCOUVER CANUCKS



## TEAM INFORMATION

**Home Ice (Cap., Built)**..... Scotiabank Arena (19,800, 1999)  
**Mailing Address**..... 50 Bay Street, Suite 500  
 Toronto, Ontario M5J 2L2  
**Telephone**..... 416.815.5700  
**Website**..... mapleleafs.com  
**Twitter**..... @MapleLeafs  
**Founded**..... 1917-18  
**Stanley Cup Titles**..... 13; 1918, 1922, 1932, 1942, 1945, 1947, 1948, 1949, 1951, 1962, 1963, 1964, 1967  
**Colors**..... Blue and White

## DIRECTORY

**Chairman, NHL Governor**..... Larry Tanenbaum  
**President & Alt. Governor**..... Brendan Shanahan  
**General Manager**..... Kyle Dubas  
**Head Coach**..... Sheldon Keefe  
**Assistant Coach**..... Spencer Carbery  
**Assistant Coach**..... Dean Chynoweth  
**Assistant Coach**..... Manny Malhotra  
**Goaltending Coach**..... Curtis Sanford

## WILD vs. TORONTO MAPLE LEAFS

2022-23 Wild Record: 0-1-1 (0-1-0 at Xcel Energy Center, 0-0-1 at Toronto)

All-Time Wild Record: 13-14-1 (8-5-0 at Xcel Energy Center, 5-9-1 at Toronto)

Date	Opp.	Scoring By Period				Shots By Period				Power Plays	Penalties/Minutes	Game-Winning Goal	Goaltender (Saves-Shots)	Attn.	
		1	2	3	OT F	1	2	3	OT T						
	TOR	2	1	1	-	4	10	11	7	-	28	0-3	2-4	Nylander (1)	
11/25	MIN	1	1	1	-	3	12	6	10	-	28	1-2	3-6	Fleury (24-28)	*18,997
	MIN	1	0	0	0	1	6	12	7	0	25	0-1	2-4	Gustavsson (22-24)	
2/24	TOR	1	0	0	1	2	9	10	2	2	24	0-2	1-2	Samsonov (24-25)	18,575
<b>TOTALS</b>		<b>1</b>	<b>2</b>	<b>3</b>	<b>OT F</b>	<b>1</b>	<b>2</b>	<b>3</b>	<b>OT T</b>		<b>Power Plays (%)</b>	<b>Penalties/Minutes</b>	<b>Goaltenders (Record, Saves-Shots)</b>		
	TOR	3	1	1	1	6	19	21	9	2	52	0-5 (0.0)	3-6	Murray (1-0-0, 25-28); Samsonov (1-0-0, 24-25)	
	MIN	2	1	1	0	4	18	18	17	0	53	1-3 (33.3)	5-10	Fleury (0-1-0, 24-28); Gustavsson (0-0-1, 22-24)	

## SERIES NOTES

**2022-23:** Minnesota went 0-1-1 against Toronto...The Wild fell 4-3 in the series-opening game at Xcel Energy Center (11/25) and fell 2-1 in overtime at Scotiabank Arena in the second meeting (2/24)...D **Alex Goligoski** (0-2=2), LW **Kirill Kaprizov** (1-1=2) and RW **Mats Zuccarello** (1-1=2) led the Wild with two points each...G **Marc-Andre Fleury** stopped 24-of-28 shots faced in the first meeting...G **Filip Gustavsson** stopped 22-of-24 shots faced in the OT...RW **William Nylander** led Toronto with three points (2-1=3)...C **John Tavares** (0-2=2) and D **Mark Giordano** (0-2=2) had two points each...Toronto received goals from C **Zach Aston-Reese** (1-0=1), C **Calle Jankrok** (1-0=1) and RW **Mitchell Marner** (1-0=1)...G **Matt Murray** saved 25-of-28 shots faced for the Maple Leafs in the first meeting...G **Ilya Samsonov** made 24 saves on 25 shots in the second meeting.

**WILD LEADERS:** Zuccarello leads the Wild with 25 points (12-13=25) in 23 contests against Toronto...LW **Marcus Johansson** has 18 points (10-8=18) in 36 games...Goligoski has 13 assists in 27 matches...LW **Marcus Foligno** owns 12 points (4-8=12) in 32 contests...D **Jon Merrill** owns eight points (2-6=8) in 19 games.

**WILD GOALIES:** Fleury is 19-13-4 with a 3.01 GAA, a .897 SV% and one shutout in 38 career games (35 starts) vs. the Maple Leafs...Gustavsson is 1-0-1 with a 2.48 GAA and a .912 SV% in two career starts.

**MAPLE LEAFS LEADERS:** Giordano leads Toronto with 26 points (9-17=22) in 52 games vs. Minnesota...D **John Klingberg** has 22 points (6-16=22) in 32 games...Tavares has 21 points (8-12=20) in 21 matches...D **Morgan Rielly** has 13 assists in 17 contests.

**MAPLE LEAFS GOALIES:** G **Martin Jones** is 11-11-2 with a 2.77 GAA, a .899 SV% and five shutouts in 27 career games (25 starts) against the Wild...Murray is 4-1-0 with a 2.51 GAA and a .914 SV% in five career starts...Samsonov is 1-0-0 with a 0.98 GAA and a .960 SV% in one career start.

**CONNECTIONS:** Wild Assistant Coach **Darby Hendrickson** was selected by Toronto in the 1990 NHL Draft and skated in 233 games with the Maple Leafs (1994-99)...Klingberg recorded nine points (2-7=9) in 17 games with Minnesota (2022-23)...RW **Ryan Reaves** collected 15 points (5-10=15) in 73 games with Minnesota in 2022-23.

**FAST FACTS:** Minnesota is 10-6-1 in its last 17 games against Toronto...The Wild has scored one goal or less in 10 of its 15 all-time losses to the Maple Leafs...In its 13 wins, Minnesota has outscored Toronto, 42-20.

## 2023-2024 MATCHUPS

Sat. 10/14	Scotiabank Arena	6 p.m.	Fri. 11/19	Avicii Arena (Sweden)	7 a.m.
------------	------------------	--------	------------	-----------------------	--------

## TEAM INFORMATION

**Home Ice (Cap., Built)**..... Rogers Arena (18,870, 1995)  
**Mailing Address**..... 89 W. Georgia St.  
 Vancouver, BC V6B 0N8  
**Telephone**..... 604.899.4600  
**Website**..... canucks.com  
**Twitter**..... @VanCanucks  
**Founded**..... 1970-71  
**Stanley Cup Titles**..... None  
**Colors**..... Blue, White and Green

## DIRECTORY

**Chairman and Governor**..... Francesco Aquilini  
**President, Hockey Operations**..... Jim Rutherford  
**General Manager**..... Patrick Allvin  
**Head Coach**..... Rick Tocchet  
**Assistant Coach**..... Adam Foote  
**Assistant Coach**..... Mike Yeo  
**Goaltending Coach**..... Ian Clark

## WILD vs. VANCOUVER CANUCKS

2022-23 Wild Record: 3-0-0 (1-0-0 at Xcel Energy Center, 2-0-0 at Vancouver)

All-Time Wild Record: 48-37-15 (27-18-6 at Xcel Energy Center, 20-19-9 at Vancouver)

Date	Opp.	Scoring By Period				Shots By Period				Power Plays	Penalties/Minutes	Game-Winning Goal	Goaltender (Saves-Shots)	Attn.	
		1	2	3	OT F	1	2	3	OT T						
	VAN	2	1	0	0	3	8	11	7	0	26	0-2	5-13	Demko (33-37)	
10/20	MIN	2	0	1	1	4	13	6	13	5	37	1-3	4-11	Kaprizov (1)	17,323
	MIN	1	1	1	-	3	14	7	12	-	33	1-2	4-11	Gustavsson (35-35)	
12/10	VAN	0	0	0	-	0	4	19	12	-	35	0-3	3-9	Boldy (2)	18,526
	MIN	1	1	0	-	2	14	11	11	-	36	0-5	4-11	Fleury (21-22)	
3/2	VAN	1	0	0	-	1	6	10	6	-	22	1-3	6-15	Kaprizov (6)	18,903
<b>TOTALS</b>		<b>1</b>	<b>2</b>	<b>3</b>	<b>OT F</b>	<b>1</b>	<b>2</b>	<b>3</b>	<b>OT T</b>		<b>Power Plays (%)</b>	<b>Penalties/Minutes</b>	<b>Goaltenders (Record, Saves-Shots)</b>		
	VAN	3	1	0	0	4	18	40	25	0	83	1-8 (12.5)	14-37	Demko (0-1-1, 67-73); Martin (0-1-0, 30-33)	
	MIN	4	2	2	1	9	41	24	36	5	106	2-10 (20.0)	11-33	Fleury (2-0-0, 44-48); Gustavsson (1-0-0, 35-35)	

## SERIES NOTES

**2022-23:** Minnesota went 3-0-0 against Vancouver...The Wild earned a 4-3 overtime victory in the series-opening game at Xcel Energy Center (10/20), a 3-0 win in the second game at Rogers Arena (12/10) and a 2-1 win in Vancouver (3/2)...RW **Mats Zuccarello** led the Wild with six points (2-4=6)...LW **Kirill Kaprizov** had five points (3-2=5)...D **Calen Addison** had three assists...G **Marc-Andre Fleury** was 2-0-0 with a 1.98 GAA and a .917 SV%...G **Filip Gustavsson** stopped all 35 shots faced in the second meeting to record his first NHL shutout...C **Nils Amas** (1-1=2), RW **Brock Boeser** and C **Dakota Joshua** (1-1=2) led the Canucks with two points each...C **Bo Horvat** also scored for the Canucks...G **Thatcher Demko** was 0-1-1 with a 2.97 GAA and a .918 SV% in two starts...G **Spencer Martin** saved 30-of-33 shots against in the second meeting.

**WILD LEADERS:** Zuccarello leads the Wild with 23 points (8-15=23) in 20 contests vs. the Canucks...D **Jared Spurgeon** has 19 points (4-15=19) in 40 games...D **Alex Goligoski** owns 13 points (3-10=13) in 37 matches...C **Ryan Hartman** has 11 points (8-3=11) in 15 games.

**WILD GOALIES:** Fleury is 15-3-2 with a 2.49 GAA, a .915 SV% and two shutouts in 20 career starts vs. the Canucks...Gustavsson is 2-1-1 with a 2.64 GAA, a .922 SV % and one shutout in four games (three starts).

**CANUCKS LEADERS:** C **J.T. Miller** leads Vancouver with 14 points (7-7=14) in 18 games against the Wild...LW **Tanner Pearson** has 11 points (6-5=11) in 21 games...C **Elias Pettersson** owns eight points (5-3=8) in 11 games.

**CANUCKS GOALIES:** Demko is 0-3-2 with a 3.40 GAA and a .900 SV% in five career starts against Minnesota...Martin is 0-1-0 with a 3.02 GAA and a .909 SV% in one start.

**CONNECTIONS:** Wild Assistant Coach **Darby Hendrickson** skated in 27 games with the Canucks (1998-99)...Wild Assistant Coach **Jason King** was selected by Vancouver in the seventh round (212th overall) of the 2001 NHL Draft and recorded 23 points (12-11=23) in 55 games in parts of two seasons with the Canucks (2002-04)...King also served as an Assistant Coach for Vancouver for three seasons (2020-23) and five seasons as an Assistant Coach with the Canucks AHL affiliate in Utica(2016-20)...Canucks Assistant Coach **Mike Yeo** served as Wild Head Coach for parts of five seasons (2011-16)...RW **Brock Boeser** is from Burnsville...D **Ian Cole** recorded eight points (1-7=8) in 52 games with Minnesota in 2020-21.

**FAST FACTS:** The Wild has won its last eight meetings against Vancouver, outscoring the Canucks 28-16...Minnesota is 20-9-1 in its last 30 games against the Canucks...The Wild is 11-3-0 in its last 14 games played in Vancouver...The Wild is 15-8-1 in the last 24 games played in Saint Paul...Minnesota's 111 points vs. the Canucks are its third-most against a team.

## 2023-2024 MATCHUPS

Thur. 12/7	Rogers Arena	9 p.m.	Mon. 2/19	Xcel Energy Center	1 p.m.
Sat. 12/16	Xcel Energy Center	1 p.m.			



# VEGAS GOLDEN KNIGHTS

## TEAM INFORMATION

Home Ice (Cap., Built).....T-Mobile Arena (17,367, 2016)  
 Mailing Address.....1550 S. Pavilion Center Drive  
 Las Vegas, NV 89135  
 Telephone.....702.692.1600  
 Website.....vegasgoldenknights.com  
 Twitter.....@GoldenKnights  
 Founded.....2017-18  
 Stanley Cup Titles.....2023  
 Colors.....Steel Gray, Black, Gold, Red

## DIRECTORY

Chairman, CEO & Governor..... Bill Foley  
 President of Hockey Ops./Alt. Gov. .... George McPhee  
 General Manager..... Kelly McCrimmon  
 Head Coach..... Bruce Cassidy  
 Assistant Coach..... Ryan Craig  
 Assistant Coach..... John Stevens  
 Assistant Coach..... Misha Donskov  
 Goaltending Coach..... Sean Burke

## WILD vs. VEGAS GOLDEN KNIGHTS

2022-23 Wild Record: 0-2-1 (0-1-1 at Xcel Energy Center, 0-1-0 at Vegas)

All-Time Wild Record: 12-6-4 (7-1-3 at Xcel Energy Center, 5-5-1 at Vegas)

Date	Opp.	Scoring By Period				Shots By Period				Power Plays	Penalties/Minutes	Game-Winning Goal	Goaltender (Saves-Shots)	Attn.	
		1	2	3	OT F	1	2	3	OT T						
	VGK	1	4	0	-	5	9	14	8	-	31	0-1	4-8		
2/9	MIN	0	1	0	-	1	7	15	6	-	28	1-2	3-6	Pietrangelo (2) THOMPSON (23-24); Hill (4-4)	*18,797
	MIN	1	0	0	-	1	13	13	4	-	30	0-2	3-6	FLEURY (18-23); Gustavsson (8-8)	
4/1	VGK	2	1	1	-	4	8	14	21	-	43	0-2	3-6	Whitecloud (1) Brossoit (29-30)	18,398
	VGK	1	1	1	0	4	8	9	8	1	26	0-3	4-8	Brossoit (30-33)	
4/3	MIN	0	3	0	0	3	12	11	8	2	33	1-2	4-10	Gustavsson (23-26)	*19,176
<b>TOTALS</b>		<b>1</b>	<b>2</b>	<b>3</b>	<b>OT F</b>	<b>1</b>	<b>2</b>	<b>3</b>	<b>OT T</b>		<b>100</b>	<b>0-6 (0.0)</b>	<b>11-22</b>	<b>Brossoit (2-0-0, 59-63); Thompson (1-0-0, 23-24); Hill (0-0-0, 4-4)</b>	
	MIN	1	4	0	0	5	32	39	18	2	91	2-6 (33.3)	10-22	Gustavsson (0-0-1, 31-34); Fleury (0-1-0, 39-42)	

## SERIES NOTES

2022-23: Minnesota went 0-2-1 against Vegas...The Golden Knights won the series-opening game, 5-1, at Xcel Energy Center (2/9), won the second game 4-1 at T-Mobile Arena (4/1) and won the series finale with a 4-3 shootout victory in Saint Paul (4/3)...LW **Matt Boldy** led Minnesota with four points (2-2=4)...C **Joel Eriksson Ek** had three points (0-3=3)...LW **Kirill Kaprizov** and RW **Brandon Duhaime** also scored for Minnesota...G **Marc-Andre Fleury** was 0-2-0 with a 4.92 GAA and a .877 SV% in two starts...G **Filip Gustavsson** was 0-0-1 with a 2.12 GAA and a .912 SV% in two games (one start)...C **Jack Eichel** (1-4=5) led Vegas with five points...RW **Jonathan Marchessault** (0-2=2), D **Alex Pietrangelo** (1-1=2) and C **Nicholas Roy** (1-1=2) had two points each...G **Laurent Brossoit** was 2-0-0 with a 1.96 GAA and a .937 SV%...G **Logan Thompson** saved 23 of 24 shots faced before exiting the game in the third period in the first meeting...G **Adin Hill** stopped all four shots faced in relief.

**WILD LEADERS:** Eriksson Ek leads Minnesota with 13 points (5-8=13) in 20 games vs. VEGAS...D **Jonas Brodin** has 12 points (3-9=12) in 20 games...LW **Marcus Foligno** (5-5=10 in 20 contests), Kaprizov (7-3=10 in 12 games) and D **Jared Spurgeon** (4-6=10 in 19 contests) own 10 points each.

**WILD GOALIES:** Fleury is 1-2-0 with a 3.43 GAA and a .906 SV% in three career starts against Vegas...Gustavsson is 0-1-1 with a 2.92 GAA and a .903 SV% in three career games (two starts) against the Golden Knights.

**GOLDEN KNIGHTS LEADERS:** Pietrangelo (9-16=25) leads Vegas with 25 points in 52 games vs. Minnesota...RW **Mark Stone** has 22 points (4-18=22) in 20 matches...C **Chandler Stephenson** (4-9=13 in 17 games) and Eichel (3-10=13 in 11 games) have 13 points each...D **Alec Martinez** owns 12 points (3-9=12) in 35 games.

**GOLDEN KNIGHTS GOALIES:** Hill is 1-3-0 with a 2.51 GAA and a .901 SV in five games (three starts) vs. the Wild...G **Robin Lehner** is 4-3-2 with a 3.07 GAA, a .893 SV% and one shutout in nine games (eight starts)...Thompson is 1-1-0 with a 1.69 GAA and a .951 SV% in three games (two starts).

**CONNECTIONS:** Fleury went 117-60-14 with a 2.41 GAA, a .917 SV% and 23 shutouts in 192 games with Vegas (2017-21)...Merrill collected 25 points (6-19=25) in 140 games with the Golden Knights in parts of three seasons (2017-20).

**FAST FACTS:** Minnesota is second all-time in the NHL in points (28), third in wins (12) and fifth in point percentage (.636) against Vegas.

## 2023-2024 MATCHUPS

Mon.	2/12	T-Mobile Arena	9 p.m.	Fri.	4/12	T-Mobile Arena	9 p.m.
Sat.	3/30	Xcel Energy Center	1:30 p.m.				

# WASHINGTON CAPITALS



## TEAM INFORMATION

Home Ice (Cap., Built)..... Capital One Arena (18,573, 1997)  
 Mailing Address..... 627 N. Glebe Rd, Suite 850  
 Arlington, VA 22203  
 Telephone..... 202.266.2200  
 Website..... washingtoncaps.com  
 Twitter..... @WashCaps  
 Founded..... 1974-75  
 Stanley Cup Titles..... 2018  
 Colors..... Red, White, Blue

## DIRECTORY

Majority Owner & CEO..... Ted Leonsis  
 Chairman..... Dick Patrick  
 President of Hockey Operations & General Manager... Brian MacLellan  
 Associate General Manager..... Chris Patrick  
 Head Coach..... Spencer Carbery  
 Assistant Coach..... Scott Allen  
 Assistant Coach..... Kirk Muller  
 Assistant Coach..... Kenny McCudden  
 Goaltending Coach..... Scott Murray

## WILD vs. WASHINGTON CAPITALS

2022-23 Wild Record: 2-0-0 (1-0-0 at Xcel Energy Center, 1-0-0 at Washington)

All-Time Wild Record: 14-13-2 (9-5-1 at Xcel Energy Center, 5-8-1 at Washington)

Date	Opp.	Scoring By Period				Shots By Period				Power Plays	Penalties/Minutes	Game-Winning Goal	Goaltender (Saves-Shots)	Attn.	
		1	2	3	OT F	1	2	3	OT T						
	MIN	0	3	1	-	4	3	14	5	-	22	0-2	4-8	Spurgeon (2)	Gustavsson (34-36)
1/17	WSH	1	1	0	-	2	13	9	14	-	36	0-3	3-6		Lindgren (18-21) *18,573
	WSH	0	1	2	-	3	12	10	14	-	36	2-4	9-40		Lindgren (35-40)
3/19	MIN	2	1	2	-	5	11	17	12	-	40	0-3	8-22	Duhaime (3)	Fleury (33-46) *19,231
<b>TOTALS</b>		<b>1</b>	<b>2</b>	<b>3</b>	<b>OT F</b>	<b>1</b>	<b>2</b>	<b>3</b>	<b>OT T</b>		<b>72</b>	<b>2-7 (28.6)</b>	<b>12-46</b>	<b>Fleury (1-0-0, 33-36); Gustavsson (1-0-0, 34-36)</b>	
	WSH	1	2	2	-	5	25	19	28	-	72	2-7 (28.6)	12-46		Lindgren (0-2-0, 53-61)
	MIN	2	4	3	-	9	14	31	17	-	62	0-5 (0.00)	12-30		

## SERIES NOTES

2022-23: Minnesota swept the season series for the second consecutive season...The Wild earned a 4-2 win at Capital One Arena (1/17) and a 5-3 win at Xcel Energy Center (3/19) behind RW **Matt Boldy's** second career hat trick...Boldy led the Wild with three goals...C **Connor Dewar** (0-2=2), C **Joel Eriksson Ek** (1-1=2), C **Frederick Gaudreau** (0-2=2), LW **Marcus Johansson** (0-2=2), RW **Ryan Reaves** (1-1=2) and D **Jared Spurgeon** (2-0=2) tallied two points each...G **Filip Gustavsson** made 34 saves in the first meeting...G **Marc-Andre-Fleury** made 33 saves in the second contest...LW **Alex Ovechkin** led the Capitals with five points (2-3=5)...C **Dylan Stromme** recorded three points (2-1=3)...D **Martin Fehervary** (1-1=2) and RW **Tom Wilson** (0-2=2) had two points each...G **Charlie Lindgren** went 0-2-0 with a 4.22 GAA and a .869 SV% in two starts.

**WILD LEADERS:** D **Alex Goligoski** owns 11 points (1-10=11) in 25 games against Washington...RW **Mats Zuccarello** has 11 points (3-8=11) in 28 contests...LW **Marcus Foligno** owns nine points (3-6=9) in 23 games...LW **Pat Maroon** has nine points (5-4=9) in 19 contests.

**WILD GOALIES:** Fleury is 27-14-2 with a 2.66 GAA, a .911 SV% and four shutouts in 45 games (44 starts) against Washington...Gustavsson is 1-0-0 with a 2.97 GAA and a .902 SV% in two games (one start).

**CAPITALS LEADERS:** Ovechkin leads Washington with 36 points (19-17=36) in 21 games against Minnesota...RW **T.J. Oshie** has 23 points (11-12=23) in 33 contests...C **Nicklas Backstrom** owns 20 points (2-18=20) in 20 matches...LW **Max Pacioretty** has 20 points (11-9=20) in 24 contests.

**CAPITALS GOALIES:** G **Darcy Kuemper** is 3-5-1 with a 2.89 GAA, a .902 SV% and one shutout in 10 career starts against Minnesota...Lindgren is 0-3-0 with a 3.49 GAA and a .895 SV% in three career starts.

**CONNECTIONS:** Wild Head Coach **Dean Evason** was drafted by the Capitals in the fifth round (89th overall) of the 1982 NHL Draft and recorded seven points (3-4=7) in 17 games (1983-85)...He also served as an Assistant Coach with Washington for seven seasons (2005-12)...Wild Assistant Coach **Bob Woods** was as an Assistant Coach for the Capitals for three seasons (2009-12)...Johansson was selected by Washington in the first round (24th overall) in the 2009 NHL Draft and collected 324 points (118-206=324) in 579 games in parts of nine seasons with the Capitals (2010-17, 2021-23)...C **Nic Dowd** played four seasons at St. Cloud State University (2010-14)...D **Nick Jensen** was born in Saint Paul and played two seasons at Rogers High School (2006-08) and three seasons at St. Cloud State University (2010-13)...Oshie played high school hockey in Warroad...Kuemper was selected by the Wild in the sixth round (161st overall) of the 2009 NHL Draft...He went 41-34-14 with a 2.60 GAA, a .910 SV% and seven shutouts in 102 games (89 starts) in five seasons with Minnesota (2012-17).

**FAST FACTS:** Minnesota's series sweep in 2022-23 marked the third time in franchise history the Wild has won two games against Washington in the same season (2002-03, 2021-22)...The Wild's three-game road winning streak is the longest in team history vs. the Capitals...Seven of Minnesota's 14 games played at Washington have been decided by one goal (3-3-1)...Ovechkin netted three PPG on March 28, 2017, the most ever by a Wild opponent.

## 2023-2024 MATCHUPS

Fri.	10/27	Capital One Arena	6 p.m.	Tue.	1/23	Xcel Energy Center	7 p.m.
------	-------	-------------------	--------	------	------	--------------------	--------





# WINNIPEG JETS

# NHL CRITICAL DATES



## TEAM INFORMATION

**Home Ice (Cap., Built)**.....Canada Life Centre (15,325, 2004)  
**Mailing Address**.....600 - 223 Carlton St.  
 Winnipeg, Manitoba R3C 0V4  
 Telephone.....204.987.7825  
 Website.....winnipegjets.com  
 Twitter.....@NHLJets  
**Founded**.....1999; Relocated from ATL in 2011  
**Stanley Cup Titles**.....None  
**Colors**.....Navy Blue, Royal Blue, Silver and White

## DIRECTORY

**Executive Chairman**.....Mark Chipman  
**President and COO**.....John Olfert  
**Executive V.P. and General Manager**.....Kevin Chelvedayoff  
**Head Coach**.....Rick Bowness  
**Assistant Coach**.....Scott Arniel  
**Assistant Coach**.....Marty Johnston  
**Assistant Coach**.....Brad Lauer  
**Goaltending Coach**.....Wade Flaherty

## WILD vs. WINNIPEG JETS

**2022-23 Wild Record: 3-1-0 (1-1-0 at Xcel Energy Center, 2-0-0 at Winnipeg)**  
**All-Time Wild Record: 29-18-5 (17-7-3 at Xcel Energy Center, 12-11-2 at Winnipeg)**

Date	Opp.	Scoring By Period				Shots By Period				Power Plays	Penalties/Minutes	Game-Winning Goal	Goaltender (Saves-Shots)	Attn.		
		1	2	3	OT F	1	2	3	OT T							
	WPG	0	1	0	-	1	6	13	10	-	29	0-2	8-19	Hellebuyck (33-49)		
11/23	MIN	1	2	3	-	6	12	11	-	39	2-5	5-13	Addison (1)	Gustavsson (28-29)	17,450	
	MIN	2	1	1	-	4	11	7	10	-	28	1-1	3-6	Zuccarello (2)	Gustavsson (31-32)	
12/27	WPG	1	0	0	-	1	8	13	11	-	32	0-2	2-4	Hellebuyck (24-27)	*15,325	
	MIN	1	2	1	-	4	5	11	7	-	23	0-1	3-6	Hartman (5)	Fleury (46-48)	
3/8	WPG	0	2	0	-	2	15	19	14	-	48	0-3	1-2	Hellebuyck (19-22)	13,148	
	WPG	2	0	1	-	3	4	11	5	-	20	0-3	9-24	Scheifele (10)	Hellebuyck (33-34)	
4/11	MIN	0	0	1	-	1	12	4	18	-	34	1-5	8-27	Fleury (17-20)	*19,199	
	TOTALS													Goaltenders (Record, Saves-Shots)		
	WPG	3	3	1	-	7	33	56	40	-	129	0-10 (0.0)	20-49	Hellebuyck (1-3-0, 109-122)		
	MIN	4	5	6	-	15	44	34	46	-	124	4-12 (33.3)	19-52	Fleury (1-1-0, 63-68); Gustavsson (2-0-0, 59-61)		

## SERIES NOTES

**2022-23:** Minnesota went 3-1-0 against Winnipeg...The Wild split two game at Xcel Energy Center, earning a 6-1 win in the first meeting (11/23) and lost 3-1 in the final season meeting (4/11)...Minnesota won both contests at Canada Life Centre, 4-1 (12/27) and 4-2 (3/8)...RW **Kirill Kaprizov** led the Wild with five points (2-3=5)...RW **Matt Boldy** (1-3=4), LW **Marcus Foligno** (3-1=4) and RW **Mats Zuccarello** (1-3=4) registered four points each...C **Frederick Gaudreau** added three points (2-1=3)...G **Marc-Andre Fleury** was 1-1-0 with a 2.54 GAA and a .926 SV% in two starts...G **Filip Gustavsson** went 2-0-0 with a 1.00 GAA and a .967 SV% in two starts...LW **Kyle Connor** (1-2=3) and D **Josh Morrissey** (0-3=3) led the Jets with three points each...C **Pierre-Luc Dubois** (1-1=2), LW **Nino Niederreiter** (1-1=2) and D **Nate Schmidt** (0-2=2) recorded two points each...G **Connor Hellebuyck** went 1-3-0 with a 3.27 GAA and a .893 SV% in four starts.

**WILD LEADERS:** LW **Marcus Johansson** leads the Wild with 23 points (5-18=23) in 32 games vs. Winnipeg...Zuccarello owns 21 points (11-10=21) in 25 games...Foligno has 20 points (10-10=20) in 30 games...D **Alex Goligoski** owns 16 points (2-14=16) in 42 contests...D **Jared Spurgeon** has 16 points (1-15=16) in 39 games...Kaprizov owns 14 points (3-11=14) in eight matches.

**WILD GOALIES:** Fleury is 23-11-0 with a 2.59 GAA, a .910 SV% and one shutout in 34 career games (33 starts) against the Jets...Gustavsson is 4-0-0 with a 1.25 GAA and a .958 SV% in four starts.

**JETS LEADERS:** Scheifele leads Winnipeg with 31 points (13-18=31) in 37 games against Minnesota...Connor owns 19 points (7-12=19) in 21 games...LW **Nikolaj Ehlers** has 12 points (7-5=12) in 25 contests...Morrissey owns 12 points (2-10=12) in 23 games.

**JETS GOALIES:** Hellebuyck is 10-10-2 with a 2.77 GAA, a .912 SV% and three shutouts in 25 games (21 starts) vs. the Wild...G **Laurent Brossoit** is 3-0-0 with a 2.00 GAA and a .933 SV% in four games (three starts)...G **Collin Delia** is 2-0-0 with a 2.32 GAA and a .940 SV% in three games (two starts).

**CONNECTIONS:** Niederreiter collected 228 points (110-118=228) in 434 games in parts of six seasons with the Wild...D **Dylan Samberg** is from Saginaw and played three seasons at the University of Minnesota Duluth (2017-20)...Schmidt is from St. Cloud and played three seasons at the University of Minnesota (2010-13)...C **Dominic Toninato** is from Duluth and played four seasons at the University of Minnesota Duluth (2013-17).

**FAST FACTS:** Minnesota has earned points in 26 of its last 41 games against Winnipeg (23-15-3)...The Wild is 8-2-0 in the last 10 contests at Xcel Energy Center...Minnesota's sweep of the Jets in 2018-19 (5-0-0) marked the third time in franchise history Minnesota swept a season series of more than four games: 5-0-0 vs. Chicago (2015-16) and 6-0-0 vs. Edmonton (2010-11)...The Wild fell, 4-1, in its first-ever postseason meeting against the Jets in the 2018 First Round.

## 2023-2024 MATCHUPS

Sat.	12/30	Canada Life Centre	1 p.m.	Tue.	2/20	Canada Life Centre	7 p.m.
Sun.	12/31	Xcel Energy Center	1 p.m.	Sat.	4/6	Xcel Energy Center	3 p.m.

## OCTOBER 2023

- 1 2022 Kraft Hockeyville™ winning community preseason game: Florida Panthers vs. Ottawa Senators (Centre 200, Sydney, N.S.)
- 4 NHL Board of Governors Meeting (New York, N.Y.)
- 9 Deadline for teams to submit opening-day rosters (5 p.m. ET)
- 10 Opening night of 2023-24 NHL regular season
- 10 Vegas Golden Knights raise Stanley Cup banner (vs. Seattle Kraken)
- 25 Central Scouting Department: Preliminary Players to Watch list released
- 29 2023 Tim Hortons NHL Heritage Classic™: Calgary Flames vs. Edmonton Oilers (Commonwealth Stadium, Edmonton, AB)

## NOVEMBER 2023

- Hockey Fights Cancer Month
- 10 Hockey Hall of Fame Game: Calgary Flames at Toronto Maple Leafs
- 13 Hockey Hall of Fame Induction Celebration (Toronto, Ont.) - Class of 2023 Inductees: Tom Barrasso, Henrik Lundqvist, Caroline Ouellette, Pierre Turgeon, Mike Vernon (Player category); Ken Hitchcock, Pierre Lacroix (Builder category).
- 15 Central Scouting Department: Players to Watch list updated
- 16 2023 NHL Global Series: Detroit Red Wings vs. Ottawa Senators (Avicii Arena, Stockholm, Swe.)
- 17 2023 NHL Global Series: Toronto Maple Leafs vs. Detroit Red Wings (Avicii Arena, Stockholm, Swe.)
- 18 2023 NHL Global Series: Minnesota Wild vs. Ottawa Senators (Avicii Arena, Stockholm, Swe.)
- 19 2023 NHL Global Series: Toronto Maple Leafs vs. Minnesota Wild (Avicii Arena, Stockholm, Swe.)
- 24 2023 NHL Thanksgiving Showdown™ doubleheader: Pittsburgh Penguins at Buffalo Sabres and Colorado Avalanche at Minnesota Wild
- 26 NHL Founders Day (1917)
- 30-Dec. 1 USHL American Cup: Youngstown vs. Muskegon (Rochester, N.Y.)

## DECEMBER 2023

- 1 Signing deadline for Group 2 free agents (5 p.m. ET)
- 6 U.S. Hockey Hall of Fame Induction - Class of 2023 Inductees: Brian Burke, Jamie Langenbrunner, Katie King, Brian Murphy and Dustin Brown and Celebration of Lester Patrick - Recipient: TBA (Boston, Mass.)
- 20-27 Holiday roster freeze in effect: For all players on an NHL active roster, injured reserve, or with non-roster and injured non-roster status as of 11:59 p.m. (local time) Dec. 19, a roster freeze shall apply through 12:01 a.m. (local time) Dec. 28, with respect to waivers, trades and loans, subject to the exceptions provided for in CBA Article 16.5 (d).
- 23 2023 Stanley Cup Final rematch (Golden Knights at Panthers, FLA Live Arena)
- 24-26 Holiday break (no scheduled practices - dressing rooms closed)
- 26-Jan. 5 2024 IIHF World Junior Ice Hockey Championship (Gothenburg, Swe.)

## JANUARY 2024

- 1 2024 Discover NHL Winter Classic®: Golden Knights at Seattle Kraken (T-Mobile Park, Seattle, Wash.)
- 6-14 IIHF Under-18 Women's World Championship (TBA, Sui.)
- 12 or 15 NHL Central Scouting Mid-Season Rankings release
- 15 USA Hockey All-American Prospects Game (USA Hockey Arena, Plymouth, Mich.)
- 20 Scotiabank Hockey Day in Canada (Host city: Victoria, BC); all seven Canadian NHL teams in action
- 24 2024 CHL/NHL Top Prospects Game (Avenir Centre, Moncton, N.B.)
- 25-26 USHL Frosty Cup: Sioux Falls vs. Dubuque (Dallas, Tex.)

## FEBRUARY 2024

- NHL Celebrates Black History Month
- 1-3 No scheduled practices - dressing rooms closed
- 1-4 NHL All-Star Break (no games played)
- 2 2024 NHL All-Star Skills™ presented by DraftKings Sportsbook (Scotiabank Arena, Toronto, Ont.)
- 3 2024 Rogers (Canada) / Honda (U.S.) NHL All-Star Game (Scotiabank Arena, Toronto, Ont.)
- 4-5 2024 AHL All-Star Classic (Tech CU Arena, San Jose, Calif.)
- 5 NHL Regular Season resumes
- 17 2024 Navy Federal Credit Union NHL Stadium Series™: Philadelphia Flyers vs. New Jersey Devils (MetLife Stadium, East Rutherford, N.J.)
- 18 2024 Navy Federal Credit Union NHL Stadium Series™: New York Rangers vs. New York Islanders (MetLife Stadium, East Rutherford, N.J.)
- 19-25 Hockey Week Across America (USA Hockey); USA Hockey National Try Hockey for Free Day (Feb. 24)

## MARCH 2024

- NHL Celebrates Women's History
- 8 2024 NHL Trade Deadline (3 p.m. ET)

## APRIL 2024

- NHL Celebrates Green Month
- 11-13 NCAA Frozen Four (Xcel Energy Center, St. Paul, Minn.)
- 4-14 IIHF Women's World Championship (Utica, N.Y.)
- Week of 15th NHL Central Scouting Final Rankings release
- 18 Last day of 2023-24 NHL Regular Season
- TBD 2024 NHL Draft™ Lottery
- 22 Stanley Cup Playoffs begin
- 25-May 5 IIHF Under-18 Men's World Championship (Espoo & Vantaa, Fin.)

## MAY 2024

- NHL Celebrates Asian & Pacific Islander Month
- 10-26 IIHF Men's World Championship (Prague & Ostrava, Cze.)
- 24-June 2 2024 CHL Memorial Cup (Dow Event Center, Saginaw, Mich.)

## JUNE 2024

- NHL Celebrates Pride Month
- 2-8 2024 NHL Scouting Combine (LECOM Harborcenter, Buffalo, N.Y.)
- 15\* Deadline for first club-elected salary arbitration notification (5 p.m. ET) \*later of June 15 or 48 hours after the conclusion of the Stanley Cup Final
- 24 Last possible day for 2024 Stanley Cup Playoffs
- TBA 2024 NHL Awards™ (TBD)
- TBA 2024 NHL Draft™ (TBD)

## JULY 2024

- 1 Free agency begins (12 p.m. ET)
- 5 Deadline for player-elected salary arbitration notification (5 p.m. ET)
- 6 Deadline for second club-elected salary arbitration notification (5 p.m. ET)
- 20-Aug. 4 Salary arbitration hearings held

## AUGUST 2024

- 6 Deadline for salary arbitration decisions to be rendered



# 2023-24 NHL OFFICIALS

## REFEREES

NAME	NUMBER
Beach, Cody*	45
Blandina, Brandon	39
Brenk, Jake	26
Charron, Francis	6
Chmielewski, Tom	18
Dunning, Mitch	20
Dwyer, Gord	19
Furlatt, Eric	27
Halkidis, Beaudry*	48
Hamilton, Graedy*	41
Hanson, Trevor	14
Hebert, Ghislain	22
Hebert, Jean	15
Hiff, Stephen*	46
Kea, Justin*	44
Kozari, Steve	40
Lambert, Pierre	37
L'Ecuyer, Frederick	17
Lee, Chris	28
Luxmore, Thomas John	21
MacDougall, Peter	38
MacPhee, Morgan*	43
Markovic, Michael	31
McCauley, Wes	4
McIsaac, Jon	2
Nicholson, Kendrick	30
O'Rourke, Dan	9
Pochmara, Brian	16
Pollock, Kevin	33
Rank, Garrett	7
Rehman, Kyle	10
Rooney, Chris	5
Samuels-Thomas, Jordan*	42
Sandlak, Carter	29
Schlenker, Chris	3
Schrader, Brandon	34
Skilliter, Graham	24
South, Furman	13
St-Laurent, Francois	8
St. Pierre, Justin	12
Sullivan, Michael*	47
Sutherland, Kelly	11
Syvret, Corey	23

## LINESMEN

NAME	NUMBER
Alphonso, Shandor	52
Apperson, Caleb	77
Baker, Tyson	88
Barton, Steve	59
Berg, Devin	87
Brisebois, David	96
Cherrey, Scott	50
Cormier, Michel	76
Daisy, Ryan	81
Deschamps, Jonathan	80
Flemington, Kyle	55
Fournier, Julien	56
Galloway, Ryan	82
Gawryletz, Brandon	64
Gawryletz, Travis	67
Gibbons, Ryan	58
Grillo, Brandon*	75
Hughes, Tommy	65
Hunt, Mitchell*	62
Jackson, Ryan*	84
Johnson, Justin*	57
Kelly, Dan	98
Knorr, Trent	74
Kovachik, Brad	71
MacPherson, Matt	83
Mahon, Joseph*	89
Marquis, Jesse	86
McNamara, Kilian	93
Mills, Bevan	53
Murchison, Kiel	79
Murray, CJ	68
Murray, Jonny	95
Nansen, Derek	70
O'Quinn, Ben	91
Pancich, Bryan	94
Shewchyk, Mark	92
Smith, Andrew	51
Suchanek, Libor	60
Tobias, James	61
Toomey, Travis	90



# TEAM MEDIA

## 2023-2024

\*Minor league official





# MEDIA POLICIES AND PROCEDURES

## MEDIA RESOURCES

**WILD.COM/PRESSBOX:** The Minnesota Wild media website [wild.com/pressbox](http://wild.com/pressbox) provides access to team press releases, game notes, multi-media and game-day statistics, along with team publications and other media information. Media must use the site to request single-game credentials to Wild home games at Xcel Energy Center.

**TWITTER:** Follow @mmwildPR on X to get the latest news and notes from the team, including practice times, player interviews and other valuable media information from the official Wild Public Relations X account.

## MINNESOTA WILD WIRELESS INFORMATION:

Wireless access is available throughout TRIA Rink and Xcel Energy Center by connecting to the **WildMedia network**. Please enter **WildMedia** for the password when instructed.

**ACCESS:** The Minnesota Wild organization and Communications department strive to make its players, coaches, management, and other personnel available in a timely and responsible fashion to all accredited members of the media.

**SINGLE-GAME CREDENTIALS:** Press seating at Wild home games at Xcel Energy Center for the 2023-24 regular season is available to accredited media in the Al Shaver Press Box located on the south side of the Xcel Energy Center's press level. **Single-game credentials must be requested by 12 p.m. the day before a game, and by 12 p.m. on Friday for any weekend game.** Requests should be made by clicking on the "Single Game Credential Requests" link at [wild.com/pressbox](http://wild.com/pressbox).

Once approved, single-game credentials may be picked up beginning 2.5 hours before game time at the media entrance located inside Gate 1 of Xcel Energy Center. **Media should take the Skyway hallway elevator on the East side (right) down to level one (RiverCentre Lobby) and enter Xcel Energy Center through the Gate 1 East doors (adjacent to Xcel Energy Center Box Office).** An alternate option is to cross Kellogg Blvd. and enter through the RiverCentre Lobby. Media credentials are not transferable and may be revoked for noncompliance or for violation of the NHL Media Access Policy. The elevator to the press box is located in the southwest corner of Xcel Energy Center near Section 107. Due to limited press box seating, approved credential requests will be seated on an as-available basis. Those persons holding full-season Wild or NHL Team Management credentials **MUST** enter through Gate 1.

**DAY-OF-GAME INTERVIEWS:** After completion of the morning skate, which typically begins at approximately 10 a.m. (for a 7 p.m. start), is the best time to interview players and coaches on a game day. Following practice, the Wild typically makes Head Coach Dean Evason available to media first followed by players. Requests to interview a player upon his arrival to Xcel Energy Center for the game will be accommodated upon the player's approval and should be requested at the morning skate. If the team is not practicing, the request should be made to the Wild, or visiting team public relations department, no later than 10 a.m. on the day of game. The Wild Communications department cannot guarantee access to players or coaches if no practice is scheduled. Interviews that need advance preparation or special accommodation by a Wild player or staff member, such as live television and radio interviews should be made by contacting the Wild Communications department no later than 10 a.m. on the day of the game.

**LOCKER ROOMS:** NHL locker rooms close 90 minutes before game time. Requests for interviews to take place before the locker rooms are closed will be accommodated only upon prior approval by both the player and coach. The rooms will re-open five minutes after the game and remain open for 30 minutes. The officials' locker room is off limits to the media. Should a comment or interpretation from the game's referee or NHL supervisor be needed, contact a member of the Wild Communications department and a pool reporter may be assigned.

**LOCKER ROOM GUIDELINES:** The NHL prohibits media from using cell phones in locker room areas, including taking calls, photos and other cellular activity including Tweeting. **Cell phones can only be used by media to record audio (not video).**

**PHOTOGRAPHERS:** Only those photographers on assignment will be allowed access to designated photography locations at rink level and in overhead positions. Xcel Energy Center workspaces are accessible to local dailies and wire service photographers. Two photography positions are reserved for Wild team photographers. Additional photography positions are determined on a first-come, first-served basis; however, in cases of increased photographer attendance, positions will be assigned by team photographer, Bruce Kluckhohn. In all cases, photographers should check in with Bruce Kluckhohn in the pressroom before the start of warm-ups. Because of very limited photography locations, it is not possible to accommodate freelance photographers.

**PRESS DINING ROOM:** Media possessing a season credential or a single-game credential are invited to have a meal before each game in the press dining room, located on the lower level (Xcel Energy Center's south side). The Minnesota Wild charge media \$13 to eat in the press dining room. The room opens two-and-one-half hours before game time. Dining room usage is limited to those presenting valid Wild credentials or NHL Team Management passes. It is impossible to accommodate family members, friends, guests or others. Any abuse of dining room privileges may cause forfeiture of a media pass. Refreshments are also available in the press box during the game.

**TELEVISION COVERAGE:** All television stations are prohibited by the National Hockey League from shooting and distributing game footage of any contest that is being broadcast from Xcel Energy Center by the Minnesota Wild, the visiting team or network television. Requests for special features and the like should be directed to the Wild Communications department. Television stations are prohibited from doing live shots with the Xcel Energy Center ice in the background from 30 minutes prior to puck drop until 30 minutes after the completion of a game due to the exclusive rights holder broadcast window.

**MEDIA PARKING AT TRIA RINK:** Media attending practice at TRIA Rink should enter the parking ramp off of 6th Street (Ramp B) or off Wabasha Street (Ramps C) and drive to level 7 where there is a rink entrance from the parking ramp.

**MEDIA PARKING AT XCEL ENERGY CENTER:** Media that will cover majority of home games during the 2023-24 season will receive a parking pass account from the Wild PR department to use when entering the RiverCentre Parking Ramp for home games. A Wild media credential and/or company issued media identification **WILL NOT** allow you access to the parking ramp for games. Media should enter the RiverCentre Park Ramp through the top entrance on Kellogg Boulevard.

# MEDIA RELATIONS TEAM



## AARON SICKMAN DIRECTOR OF MEDIA RELATIONS

Aaron Sickman is in his 25th year with the Minnesota Wild. He started as an intern with the organization in June of 1998 and has held a number of positions in the club's communications and broadcasting department including Manager of Corporate Communications and Internet Services, Communications Manager, Manager of Media Relations and Team Services and Director of Media Relations.

His responsibilities include facilitating interview requests for players and hockey operations personnel, overseeing the distribution of all team information and working closely with the organization's digital content department and rights holders Bally Sports North and KFAN. Sickman also oversees internal player relations for the organization. During his tenure with the Wild, the team has been named the recipient of the Dick Dillman Award, given to the NHL's top Public Relations staff in each conference by the Professional Hockey Writers Association, in 2005-06, 2016-17, 2019-20, 2020-21 and 2021-22.

Born in the Twin Cities, he attended John Marshall High School in Rochester, Minn., and graduated from Gustavus Adolphus College with a double major in Organizational Management and Geography. Sickman also holds a Master of Science in Sport Management from the University of Massachusetts Amherst and served as the media relations intern for the NFL's Miami Dolphins in 1997.

He and his wife, Kari, have two sons, Evan and Tate. The family resides in Rosemount.




[asickman@wild.com](mailto:asickman@wild.com)

## JACKSON RIEBEL SENIOR MEDIA RELATIONS COORDINATOR

Jackson Riebel is in his second season as Senior Media Relations Coordinator for the Minnesota Wild. His responsibilities include creating and distributing weekly releases, maintaining statistical resources, facilitating interview requests and producing game notes. He also works closely with the organization's creative services department to create, write and update team publications.

Prior to joining the Wild, Riebel served as the Communications Coordinator for the Houston Texans from 2021-22. He served as a Communications Intern with the Green Bay Packers for one season (2020-21) and with the Minnesota Vikings for two seasons (2018-20). Riebel was also a member of the NFL's Public Relations Staff for Super Bowl LIII in Atlanta in 2019. He graduated from the University of Minnesota with a bachelor's degree in Marketing and a minor in Mass Communication and worked in the Gopher Athletic Communications and Sports Marketing departments.

A native of Lewiston, Minn., Riebel and his wife, Haley, have two daughters, Lila and Joy. The family resides in Saint Paul.




[jackson.riebel@wild.com](mailto:jackson.riebel@wild.com)

## DYLAN DANIEL MEDIA RELATIONS COORDINATOR

Dylan Daniel is in his second season as Media Relations Coordinator for the Minnesota Wild. His responsibilities include fulfilling interview and credential requests, producing game notes and press releases and pressbox setup.

Daniel served as the Public Relations Coordinator for the Motor City Cruise, the NBA G League affiliate of the Detroit Pistons, prior to joining the Wild. He served as a Communications Assistant with the Minnesota Timberwolves and Lynx during the 2019-20 season. Daniel graduated from the University of Minnesota with a bachelor's degree in Communications Studies and worked in the Gopher Athletic Communications department.

He is a native of Branson, Missouri.



[dylan.daniel@wild.com](mailto:dylan.daniel@wild.com)



## Bally SPORTS NORTH

Bally Sports North—the area’s leading supplier of regional sports programming—and the Minnesota Wild’s exclusive television partner since its inaugural season. The regional sports network enters its 24th consecutive year as the team’s local television home and will telecast 69 regular season Wild games during the 2023-24 campaign. Wild programming will air on Bally Sports North and stream live on the Bally Sports app, available on mobile and tablet devices (including iOS and Android), connected devices and ballysports.com when fans authenticate using their pay-tv credentials. Wild games are also available on Bally Sports+, the standalone streaming subscription service available now from Bally Sports. Fans can visit BallySportsPlus.com to learn more and subscribe.

Wild broadcasts will feature play-by-play announcer **Anthony LaPanta** and color analysts **Wes Walz**, **Ryan Carter** and **Lou Nanne**, with **Kevin Gorg** reporting. **Audra Martin** will host “Wild Live” before and after every regular-season game featuring analysis from **Ben Clymer**, **Mark Parrish** and Walz.

Bally Sports North presents more live, local sports programming than any other network or broadcast system in the market. Serving sports fans throughout Minnesota, Wisconsin, Iowa and North and South Dakota, the regional network produces over 250 live sporting events every year. Bally Sports North has also produced the annual “Hockey Day Minnesota” television event for the past sixteen years.



### KEVIN GORG ANALYST/SIDELINE REPORTER

Kevin Gorg is an analyst and sideline reporter for Bally Sports North.

Gorg attended the University of St. Thomas where he studied teaching/coaching and minored in sports broadcasting. He served as the head hockey coach at Burnsville High School from 1993-95, head coach for Mounds View High School from 1995-98 and was the head coach for the University of St. Thomas Women’s hockey team from 1998-2007 before he started reporting for FOX Sports North in 2006.

Gorg is a Burnsville, Minn., native and played goalie for 1985 State Champion Burnsville High School hockey team. He went on to play collegiately at the University of St. Thomas and for a USHL team in Des Moines, Iowa. He is the father of three girls, Katarina, Madelynn and Annika, and in his spare time he loves to go to the movies, listen to Journey and follow horse racing.

### ANTHONY LAPANTA TELEVISION PLAY-BY-PLAY ANNOUNCER

Anthony LaPanta is in his 12th season as play-by-play announcer for the Wild on the club’s exclusive broadcast partner Bally Sports North.

A graduate of Totino-Grace High School and St. John’s University (Collegeville, Minn.), LaPanta has covered the Twin Cities sports scene since 1991. The native of New Brighton, Minn., has hosted the pregame and postgame shows on Bally Sports North for the Twins, Wild and Timberwolves nightly since 2004 and called the television play-by-play for the University of Minnesota men’s hockey team for two seasons before joining the Wild’s broadcast team. He has also filled in as the play-by-play announcer for the Minnesota Twins and Minnesota Timberwolves and handled the play-by-play duties for High School Hockey Night on Bally Sports North.

Before joining Bally Sports North, he was the television voice of the St. Paul Saints for 10 seasons and was the radio play-by-play announcer for the Twins in 1999.

LaPanta has won five regional Emmy Awards (three for play-by-play and two for sports anchor/host) and was involved in the development of the Hockey Day Minnesota concept.

LaPanta and his wife, Margo, have four children. They reside in Shoreview, Minn., where he has been very active in the hockey community. He spent many years coaching youth athletics in the Mounds View program and is in his 15th season as an assistant high school football coach at Totino-Grace.



### RYAN CARTER TELEVISION & STUDIO ANALYST

Ryan Carter re-joined the Wild organization in September of 2018, and serves as a color analyst and studio analyst for Wild games on Bally Sports North. He also works closely with the team’s web and digital content, community relations and marketing departments as a media and content advisor to help provide unique and creative content.

Carter also hosts the “Wild on 7th” podcast alongside co-host John King, producer Matt Hussey and videographer/editor Sean Rice. The show offers fans weekly episodes throughout each season that cover both the Wild and greater Minnesota sports fandom alike.

The White Bear Lake, Minn., native totaled 93 points (41-52=93), 444 PIM and 691 hits in 473 career NHL games during nine seasons with Anaheim, Carolina, Florida, New Jersey and Minnesota (2007-16). He recorded 25 points (10-15=25) and 103 PIM in 113 contests during two seasons with the Wild (2014-16). The left-shot winger appeared in 46 career Stanley Cup Playoff matches and won a Stanley Cup with the Anaheim Ducks in 2007. Carter played in 18 games with the Iowa Wild in 2016-17 after undergoing surgery to repair a torn labrum in his right shoulder. He announced his retirement as a player in September of 2017.

The former forward played two seasons at Minnesota State University Mankato (2004-06) and helped White Bear Lake High School reach the 2001 state high school hockey tournament. He graduated from Minnesota State University Mankato in May of 2018 with a bachelor’s degree in interdisciplinary studies.

He and his wife, Erin, have three daughters, Maggie, Natalie and Lily.





## TELEVISION ANNOUNCERS



### WES WALZ

#### TELEVISION & STUDIO ANALYST

Wes Walz re-joined the Minnesota Wild organization in October of 2011, and serves as a color analyst and studio analyst for Wild games on Bally Sports North. He also serves as the Director of the Wes Walz Minnesota Wild Hockey School.

Following his retirement as a player, Walz served as an assistant coach with the Tampa Bay Lightning for two seasons (2008-10), head coach of the East Ridge High School girls' hockey team for two seasons (2012-14) and head coach of the East Ridge High School boys' team for three seasons (2014-17).

He skated in 607 career NHL games in parts of 13 seasons with Boston, Philadelphia, Calgary, Detroit and Minnesota (1989-07) collecting 260 points (109-151=260) and 343 penalty minutes (PIM). Walz was selected by Boston in the third round of the 1989 NHL Entry Draft (57th overall) and made his NHL debut on Feb. 18, 1990 with the Bruins. He recorded his first NHL goal and assist in his second career contest on Feb. 20, 1990 against the Flames in his hometown of Calgary. Walz split time between the AHL and NHL for the next six seasons before playing in Switzerland for four seasons (1996-00).

He was an inaugural member of the Minnesota Wild signing with the team as a free agent on June 28, 2000. Walz recorded 182 points (82-100=182) and 272 PIM in 438 games with the Wild before retiring on Dec. 1, 2007. He still owns the franchise record for most shorthanded goals in a career with 14. Walz set NHL expansion team records with seven shorthanded goals and nine shorthanded points during the 2000-01 season and was a key contributor on the team that advanced to the 2003 Western Conference Finals ranking tied for second in playoff goals (seven) and scoring (13). He was a finalist for the Frank J. Selke Trophy as the NHL's best defensive forward in 2002-03. Walz served as team captain in December 2000 and March/April 2006, and was a permanent alternate captain in each of his last two seasons with the team.

He and his wife, Kerry-Anne, have five children, Kelvin, Jaedyn, Brehna, Cheyne and Wrexyn.

## RADIO INFORMATION



KFAN FM 100.3 is the official flagship home of the Minnesota Wild. Since the 2011-12 NHL season, KFAN has broadcast all Wild preseason, regular season and Stanley Cup Playoff games on the State of Hockey's top-rated sports talk station. **Joe O'Donnell** (play-by-play), **Tom Reid** (analyst) and **Kevin Falness** (producer/studio host) capture all of the action and suspense. Coverage begins with a 15-minute pre-game show and concluding with a 30-minute postgame show. Conflicting games are moved to KOOL 108 FM. Additional Wild-related programming on KFAN features the "Wild Weekly" show and "Wild Fanline," which airs after select Wild games.

iHeart Radio reaches more than 2.5 million listeners every week over the air, via the Internet and through [iheartradio.com](http://iheartradio.com).



The Minnesota Wild is committed to growing the sport of hockey throughout the state of Minnesota and upper Midwest as part of the Minnesota Wild Radio Network. Through a partnership with Skyview Networks, more than 50 radio affiliates – the largest in the NHL – will broadcast Wild hockey games to thousands of Minnesota fans.

As one of America's most dynamic broadcast solutions companies, Skyview Networks is a broadcast technology and national network sales solutions company that provides services to 100-plus professional and collegiate sports organizations, ABC Radio, CBS News Radio, Local Radio Networks and two state news networks.

Founded in 1995, Skyview focuses on providing best-in-class services that include satellite distribution, full network automation, inventory management systems and network audio sales. For more information, visit [skyviewnetworks.com](http://skyviewnetworks.com).



# RADIO INFORMATION



Presented by  
**Xcel Energy**

## RADIO AFFILIATES (AS OF SEPT. 15, 2023)

### MINNESOTA

Aitkin..... KKIN 930 Am / 103.1 FM  
 Albert Lea..... KATE 1450 AM  
 Austin..... KAUS 1480 AM  
 Bemidji..... KBUN 1450 AM / 104.5 FM  
 Benson..... KSCR 93.5 FM  
 Brainerd..... KVBR 1340 AM / 95.1 FM  
 Crookston..... KROX 1260 AM / 105.7 FM  
 Detroit Lakes..... KDLM 1340 AM / 93.1 FM / 96.9 FM  
 Duluth..... KDAL 610 AM  
 Duluth..... WDSM 710 AM  
 Ely..... WELY 1450 AM  
 Eveleth..... KRBT 1340 AM  
 Fairmont..... KSUM 1370 Am / 97.1 FM  
 Fosston..... KKCQ 1480 AM  
 Glenwood..... KMGK 107.1 FM  
 Grand Rapids..... KOZY 1320 AM  
 Hibbing..... WMFG 1240 AM  
 Hutchinson..... KDUZ 1260 AM / 96.5 FM

International Falls..... KGHS 1230 Am  
 Mankato..... KMKO 95.7 FM  
 Marshall..... KNSG 107.5 FM  
 Mpls/St. Paul..... KFAN 100.3 FM  
 New Ulm..... KNUJ 860 Am/ 97.3 FM  
 Owatonna..... KFOV 106.3 FM  
 Rochester..... KRCH 101.7 FM  
 Roseau..... KRWB 1410 AM  
 St. Cloud..... KXSS 1390 AM  
 Thief River Falls..... KKAQ 1460 AM  
 Verndale..... KSKK 1070 AM  
 Wabasha..... WBHA 1190 AM / 99.7 FM  
 Walker..... KAKK 1570 AM  
 Warroad..... KRWB 102.9 FM  
 Waseca..... KFOV 1170 AM  
 Winona..... KWMN 99.3 FM  
 Worthington..... KWOA 730 AM

### NORTH DAKOTA

Bismarck..... KLXX 1270 AM  
 Fargo..... KNFL 740 AM/KFGO 790 AM  
 Grand Forks..... KXXL 1440 AM

### SOUTH DAKOTA

Sioux Falls..... KWSN 1230 AM  
 Vermillion..... KVTK 1570 AM  
 Yankton..... KVTK 101.5 FM

### WISCONSIN

Eau Claire..... WBIZ 1400 AM



## KEVIN FALNESS EXECUTIVE PRODUCER/STUDIO HOST

Kevin Falness is in his 24th year as the Executive Producer and Studio Host of Minnesota Wild radio broadcasts on the club's flagship station KFAN radio and across the Minnesota Wild Radio Network. He is the host of the team's pre-game and post-game shows and keeps fans up to date on all the late-breaking hockey news and scores around the NHL between periods from his studio at Xcel Energy Center. It serves as the starting point for every radio broadcast for the Minnesota Wild Radio Network.

Falness is a graduate of St. Louis Park High School and Brown Institute and spent five years in Denver working in sports radio at KKFN before joining the Minnesota Wild.

Besides hearing him on the radio broadcasts, you can also catch Falness co-hosting "Beyond the Pond" with former Gopher Pat Micheletti each Saturday morning from 10-noon starting in January. Also, he's with Brandon Mileski on "Wild Weekly" each Wednesday at 7 p.m. Both shows are heard exclusively on KFAN. He also devotes much time to Wild radio affiliates, building the largest network in the NHL.

He and his wife, Melissa, have three sons, Brayden, Bennett and Beckett. The family lives in St. Louis Park.

# RADIO ANNOUNCERS



## JOE O'DONNELL

### RADIO PLAY-BY-PLAY ANNOUNCER

Joe O'Donnell is in his third season as the Minnesota Wild's radio play-by-play announcer, having assumed the role during the 2021-22 season. O'Donnell originally joined the Wild organization in 2008, serving as the play-by-play announcer for the Houston Aeros of the American Hockey League (AHL) for five seasons (2008-13) and the Iowa Wild for eight seasons (2013-21). He also served as Director of Broadcasting and Team Services with Iowa.

Prior to joining the Wild organization, O'Donnell spent three seasons with the Idaho Steelheads in the ECHL as a broadcaster (2005-08) and served as an intern with ECHL's Reading Royals for two seasons (2003-05). He called the 2011 AHL Calder Cup Finals, served as the announcer for the 2007 ECHL All-Star Game and the 2007 Kelly Cup Finals, and was named the ECHL's National Conference Broadcaster of the Year in 2007.

The Havertown, Pa., native graduated from the University of Delaware with a degree in communications. He and his wife, Cara, have three sons: Jake, James and Christopher.



## TOM REID

### RADIO ANALYST

Tom Reid is in his 24th year with the Minnesota Wild and his 22nd season as the club's radio analyst, after serving as television analyst for the club's first two seasons. Reid and Joe O'Donnell work together as the voices of Wild hockey on the club's official flagship station KFAN radio (100.3 FM), and the extensive radio network which blankets the State of Hockey. In addition to his work with the Wild, Reid served as a television broadcaster with the North Stars beginning in 1980.

The former NHL defenseman joined the organization on Aug. 10, 2000, and spent his first two years as television analyst sharing his hockey knowledge with millions of hockey fans across Minnesota.

Reid spent 11 years playing in the NHL with the Chicago Blackhawks (1967-69) and the Minnesota North Stars (1969-78). In 701 games, the defenseman tallied 130 points (17-113=130) and 654 penalty minutes (PIM). He added 14 points (1-13=14) and 49 PIM in 43 career Stanley Cup Playoff games. Reid is the only NHL player to score a penalty shot on Hall of Fame goaltender Ken Dryden of the Montreal Canadiens.

Following his playing career, Reid spent the next 12 years as a television/radio analyst for the North Stars. Prior to his coming on board with the Wild, he served as the television analyst for University of Minnesota Golden Gopher hockey telecasts and was a television analyst for the Minnesota State High School Hockey Tournament.

The Fort Erie, Ont., native has been very active in community service projects since moving to Minnesota more than 30 years ago. Reid is presently involved with Minnesota's children's wish granting organization "Wishes & More". He was a co-founder of the Minnesota chapter of the Make-A-Wish foundation in 1982, and served as the organization's volunteer Vice President for 16 years.

Reid was on the initial board of directors for the NHL Alumni Association and served as the president of the Minnesota NHL Alumni chapter from 1998 to 2010. Reid is also the owner of Tom Reid's Hockey City Pub in downtown Saint Paul.

He and his wife, Patty, reside in Inver Grove Heights. They have a daughter, Rebecca, who resides in the Twin Cities.





# 2023-2024 SCHEDULE

## OCTOBER 2023

SUN	MON	TUE	WED	THU	FRI	SAT
8	9	10	11	12 FLA 7:00	13	14 @TOR 6:00
15	16	17 @MTL 6:00	18	19 LAK 7:00	20	21 CBJ 7:00
22	23	24 EDM 8:00	25	26 @PHI 6:30	27 @WSH 6:00	28
29 @NJD 4:00	30	31				

## NOVEMBER 2023

SUN	MON	TUE	WED	THU	FRI	SAT
		1	2 NJD 7:00	3 NJR 7:00	4 NJR EXTRA	
5	6	7 @NYI 6:30	8	9 @NVR 6:00	10 @BUF 6:00	11
12 DAL 5:00	13	14	15	16	17	18 @OTT 10:00 AM
19 TOR 7:00 AM	20	21	22	23	24 COL 7:30	25
26 @DET 12:00	27	28 STL 7:00	29	30 @NSH 7:00	31	

## DECEMBER 2023

SUN	MON	TUE	WED	THU	FRI	SAT
					1	2
3 CHI 1:00	4	5 @CGY 8:00	6	7 @VAN 9:00	8 @EDM 8:00	9
10 @SEA 8:00	11	12	13	14 CGY 7:00	15	16 VAN 1:00
17	18 @PIT 6:00	19 @BOS 6:00	20	21 MTL 7:00	22 BOS 6:00	23 BOS 6:00
24	25	26	27 DET 7:00	28	29	30 @WPG 1:00
31 WPG 1:00						

## JANUARY 2024

SUN	MON	TUE	WED	THU	FRI	SAT
	1	2 CGY 7:00	3	4 TBL 7:00	5	6 @CBJ 6:00
7	8 DAL 7:00	9	10 @DAL 6:30	11	12 PHI 7:00	13 ARI 7:00
14	15 NYI 5:00	16	17	18 @TBL 6:00	19 @FLA 6:00	20
21 @CAR 4:00	22	23 WSH 7:00	24	25 NSH 7:00	26	27 ANA 8:00
28	29	30	31			

## FEBRUARY 2024

SUN	MON	TUE	WED	THU	FRI	SAT
				1	2	3 NHL ALL-STAR WEEKEND
4	5	6	7 @CHI 8:30	8	9 PIT 7:00	10 NHL ALL-STAR WEEKEND
11	12 @VGK 9:00	13	14 @ARI 8:30	15	16	17 BUF 4:00
18	19 VAN 1:00	20 @WPG 7:00	21	22	23 @EDM 8:00	24 @SEA 9:00
25	26	27 CAR 7:00	28	29 @NSH 7:00		

## MARCH 2024

SUN	MON	TUE	WED	THU	FRI	SAT
					1	2 ABC @STL 2:00
3 SJS 6:00	4	5	6	7 @ARI 8:00	8 @COL 8:00	9
10 NSH 2:30	11	12 ARI 7:00	13	14 ANA 7:00	15	16 @STL 7:00
17	18	19 @ANA 9:00	20 LAK 9:00	21	22	23 STL 1:00
24	25	26	27	28 SJS 7:00	29	30 VGK 1:30
31						

## APRIL 2024

SUN	MON	TUE	WED	THU	FRI	SAT
	1	2 OTT 7:00	3	4 COL 7:00	5	6 WPG 3:00
7 @CHI 2:30	8	9 @COL 8:30	10	11	12 @VGK 9:00	13 @SJS 9:30
14	15 @LAK 8:30	16	17	18 SEA 6:00	19	20



ALL TIMES CENTRAL. GAME DATES, TIMES AND BROADCAST INFORMATION SUBJECT TO CHANGE. FOR THE LATEST GAME INFORMATION, VISIT [WILD.COM](http://WILD.COM).



All Minnesota Wild games are available on KFAN 100.3 FM. Any preempted contests will be heard on KOOL 108 FM.



Stream Wild games live on your mobile device with the Bally Sports app. Download the app and take Bally Sports and Wild hockey with you wherever you go.